

This document provides you with key investor information about this fund. It is not marketing material. The information is required by law to help you understand the nature and the risks of investing in this fund. You are advised to read it so you can make an informed decision about whether to invest.

Artemis UK Select Fund (the “fund”)

The fund is managed by Artemis Fund Managers Limited.

ISIN:	GB00B2PLJG05
Class:	I accumulation units, GBP

This key investor information document is accurate as at 07 February 2025.

OBJECTIVES AND INVESTMENT POLICY

Objective

To grow capital over a five year period.

Investment policy

What the fund invests in

- 80% to 100% in company shares.
- Up to 20% in bonds, cash and near cash, other transferable securities, other funds (up to 10%) managed by Artemis and third party funds, money market instruments, and derivatives.

Use of derivatives

The fund may use derivatives:

- for investment purposes to achieve the fund objective, including by taking long and short positions
- to produce additional income or growth
- for efficient portfolio management purposes to reduce risk and manage the fund efficiently.

Where the fund invests

- United Kingdom, including companies in other countries that are headquartered or have a significant part of their activities in the United Kingdom.

Industries the fund invests in

- Any

Other limitations specific to this fund

- Total short exposures to equity derivatives will not exceed 10% of the fund.

Investment strategy

- The fund is actively managed.
- The manager generates ideas from a number of sources of information, detailed financial analysis and wider economic analysis. A systematic approach is used to collect, assess, and cross-reference this information.
- A company's valuation relative to the industry in which it operates is also considered.
- While considering factors which are unique to a company, the manager seeks companies whose valuations are overly conservative in relation to their peers and that provide attractive opportunities for a future upgrade.
- Short positions can be taken where stock-specific insight identifies an over-valued company.

Benchmarks

FTSE All-Share Index TR

A widely-used indicator of the performance of the UK stockmarket, in which the fund invests. It acts as a 'comparator benchmark' against which the fund's performance can be compared. Management of the fund is not restricted by this benchmark.

IA UK All Companies NR


A group of other asset managers' funds that invest in similar asset types as this fund, collated by the Investment Association. It acts as a 'comparator benchmark' against which the fund's performance can be compared. Management of the fund is not restricted by this benchmark.

Other information

Dealing frequency: Normally Monday to Friday except UK public holidays and non-dealing days. Visit www.artemisfunds.com/non-dealing-days for more information. Instructions received before 12 noon UK time will be processed at 12 noon on the same day.

Distribution policy: This is an accumulation class. Income received is reinvested in the value of the fund.

RISK AND REWARD PROFILE



- The fund is in the category shown due to historic volatility (how much and how quickly the value of shares in the fund may have risen and fallen in the past due to movements in markets, currencies and interest rates). It may not be a reliable indication of the future risk profile of the fund.
- The risk category has been calculated using historic data and may not be a reliable indicator of the fund's future risk profile.
- A risk indicator of “1” does not mean that the investment is “risk free”.

Risk indicator number is accurate as at: 31 December 2024.

The risk indicator may not fully take into account the following risks and the following may affect fund performance:

Market volatility risk: The value of the fund and any income from it can fall or rise because of movements in stockmarkets, currencies and interest rates, each of which

can move irrationally and be affected unpredictably by diverse factors, including political and economic events.

Currency risk: The fund's assets may be priced in currencies other than the fund base currency. Changes in currency exchange rates can therefore affect the fund's value.

Charges from capital risk: Where charges are taken wholly or partly out of a fund's capital, distributable income may be increased at the expense of capital, which may constrain or erode capital growth.

Derivatives risk: The fund may invest in derivatives with the aim of profiting from falling ('shorting') as well as rising prices. Should the asset's value vary in an unexpected way, the fund value will reduce.

Leverage risk: The fund may operate with a significant amount of leverage. Leverage occurs when the economic exposure created by the use of derivatives is greater than the amount invested. A leveraged portfolio may result in large fluctuations in its value and therefore entails a high degree of risk including the risk that losses may be substantial.

Please refer to the fund's prospectus for full details of these and other risks which are applicable to this fund.

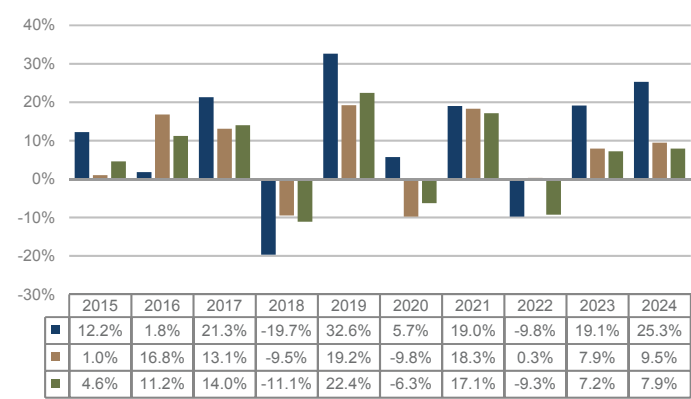
CHARGES FOR THE FUND

One-off charges taken before or after you invest	
Entry charge	None
Exit charge	None
This is the maximum that might be taken out of your money before it is invested or before the proceeds of your investment are paid out.	
Charges taken from the fund over a year	
Ongoing charges	0.800%
Charges taken from the fund under certain specific conditions	
Performance fee	None

- The charges you pay are used to pay the costs of running the fund, including the costs of marketing and distributing it. The charges reduce the potential growth of your investment.
- The ongoing charges figure is an estimate rather than a historic figure because this better reflects the expected future charges. The charges may vary from year to year. The exact charges made for each financial year are contained in the fund's annual report.
- The annual management charge is taken from income.

For more information about charges, please see the fund's prospectus, which is available at www.artemisfunds.com or www.fundinfo.com.
Charges are accurate as at: 31 December 2024, unless specified.

PAST PERFORMANCE



- I accumulation units, GBP
 - FTSE All-Share Index TR
 - IA UK All Companies NR
 - How the fund has performed in the past is not a guide to how it will perform in the future.
 - This class may have charges or a hedging approach different from those in the IA sector benchmark.
 - Past performance is net of all charges except any costs incurred when investors buy or sell the fund.
 - Performance is calculated in sterling.
 - Fund launch date: 3 April 1998.
 - Class launch date: 1 September 2010.
- Past performance is accurate as at: 31 December 2024.

PRACTICAL INFORMATION

Trustee: Northern Trust Investor Services Limited

Further information: Can be obtained from the fund's prospectus and the latest annual and half-yearly reports. The documents are in English and available free of charge. These can be found, along with other information such as the price of the fund's classes by contacting Artemis or visiting www.fundinfo.com.

Remuneration policy: Information about Artemis' remuneration policy is available at www.artemisfunds.com; a paper copy is available free of charge on request.

Tax legislation: UK tax legislation that applies to the fund may have an impact on your personal tax position.

Liability: Artemis Fund Managers Limited may be held liable solely on the basis of any statement contained in this document that is misleading, inaccurate or inconsistent with the relevant parts of the prospectus for the fund.

Glossary: For more information about some of the terms used in this document, please visit www.artemisfunds.com/glossary.

Switches: Subject to any restrictions on the eligibility of investors for a particular class, you can switch your investments between funds or classes in the Artemis range. For further information, please refer to the prospectus or contact Artemis.

Contact Artemis: Visit www.artemisfunds.com or call 0800 092 2051.

Authorisation and regulation: The fund is authorised in the UK by the Financial Conduct Authority. Artemis Fund Managers Limited is authorised and regulated in the UK by the Financial Conduct Authority.

This document provides you with key investor information about this fund. It is not marketing material. The information is required by law to help you understand the nature and the risks of investing in this fund. You are advised to read it so you can make an informed decision about whether to invest.

AXA Framlington American Growth Fund

Unit class : AXA Framlington American Growth Fund Z Accumulation GBP (ISIN: GB00B5LXGG05)

This Fund is managed by AXA Investment Managers UK Limited, part of the AXA IM Group

Objectives and Investment Policy

Investment Objective

The aim of this Fund is to provide long-term capital growth over a period of 5 years or more.

Investment Policy

The Fund invests principally (meaning at least 80% of its assets) in large and medium-sized companies listed in the US. The fund invests in shares of companies which the fund manager believes are attractive investment opportunities, relative to their industry peers. The fund manager selects shares based upon analysis of a company's financial status, quality of its management, expected profitability and prospects for growth.

The fund may also invest in other transferable securities and units in collective investment schemes. The Fund may use derivatives for Efficient Portfolio Management.

The fund manager has full discretion to select investments for the Fund in line with the above investment policy and in doing so may take into consideration the S&P 500 Index Total Return Net.

The S&P 500 Index Total Return Net is designed to measure the performance of the 500 largest companies in the U.S. equity market. This index best represents a core component of the Managers' investment universe.

This Fund is actively managed in reference to the S&P 500 Index Total Return Net, which may be used by investors to compare the Fund's performance.

Income

Income from investments in the Fund will be rolled up into the value of your unit if you hold accumulation units.

Fund Currency

The reference currency of the Fund is Sterling.

Investment Horizon

This Fund may not be suitable for investors who plan to withdraw their contribution within five years.

Processing of subscription and redemption orders

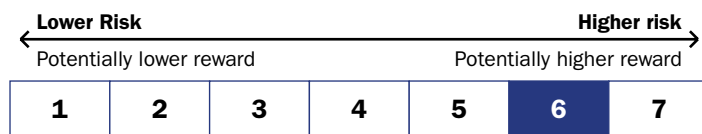
Your orders to buy, sell or transfer units in the Fund must be received by the Administrator by 12 noon on any working day, to receive that day's Fund price. Please note that if your order is placed by an intermediary or Financial Adviser they may require extra processing time.

The Net Asset Value of this Fund is calculated on a daily basis.

Minimum initial investment: £100,000

Minimum subsequent investment: £5,000

Risk and Reward Profile



The risk category is calculated using historical performance data and may not be a reliable indicator of the Fund's future risk profile.

The risk category shown is not guaranteed and may shift over time.

The lowest category does not mean risk free.

Why is this Fund in this category?

The capital of the Fund is not guaranteed. The Fund is invested in financial markets and uses techniques and instruments which may be subject to sudden and significant variation, which may result in substantial gains or losses.

Additional Risks (risks materially relevant to the fund which are not adequately captured by the indicator)

Counterparty Risk: failure by any counterparty to a transaction (e.g. derivatives and securities lending) with the Fund to meet its obligations may adversely affect the value of the Fund. The Fund may receive assets from the counterparty to protect against any such adverse effect but there is a risk that the value of such assets at the time of the failure would be insufficient to cover the loss to the Fund.

Currency Risk: the Fund holds investments denominated in currencies other than the base currency of the Fund. As a result, exchange rate movements may cause the value of investments (and any income received from them) to fall or rise affecting the Fund's value.

Further explanation of the risks associated with an investment in this Fund can be found in the prospectus.



AXA Framlington American Growth Fund

Charges

The charges you pay are used to pay the cost of running the fund, including the costs of marketing and distributing it. These charges reduce the potential growth of your investment.

One-off charges taken before or after you invest

Entry charge	none
Exit charge	none
This is the maximum that might be taken out of your money before it is invested.	

Charges taken from the fund over a year

Ongoing charges	0.81%
-----------------	-------

Charges taken from the fund under certain specific conditions

Performance fee	none
-----------------	------

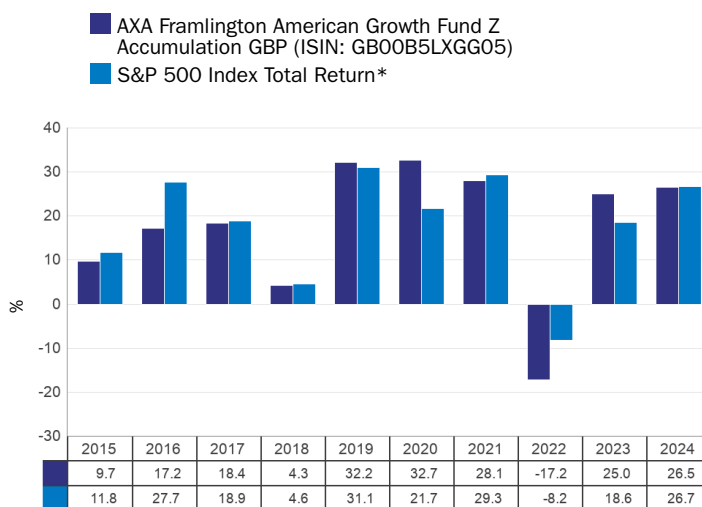
The entry and exit charges shown are maximum figures. In some cases, you might pay less - you can find this out from your Financial Adviser.

The ongoing charges figure is based on expenses for the previous twelve month period. This figure may vary from year to year. It excludes:

- Performance fees
- Portfolio transaction costs, except in the case of an entry/exit charge paid by the Fund when buying or selling units in another collective investment undertaking.

For more information about charges, please refer to AXA IM website: <https://www.axa-im.co.uk/important-information/fund-charges-and-costs> as well as the Fees and Expenses section of the prospectus which is available at <https://funds.axa-im.com>.

Past Performance



Past performance is not a reliable indicator of future results.

Past performance is shown after the deduction of ongoing charges. Any entry/exit fees are excluded from the calculation.

The Sub-Fund was launched on 23/12/1992 and the share class in 1992. Past performance has been calculated in Sterling and is expressed as a percentage change of the Fund's Net Asset Value at each year end.

*Prior to 07/08/2019 the constraint benchmark was the 100 % Russell 1000 Growth Total Return Gross (RU10GRTR).

From 07/08/2019 to 03/04/2020, the constraint benchmark of the Fund was the Russell 1000 Growth index.

As of 03/04/2020, the constraint benchmark is the S&P 500 Index Total Return Net.

Practical Information

Trustee:

HSBC Bank Plc
Registered Office
8 Canada Square
London, E14 5HQ

Further information:

More detailed information on this Fund, such as the prospectus as well as the latest annual and semi-annual report, can be obtained free of charge from the Fund's Management Company, the Administrator, the Fund's distributors, online at <https://funds.axa-im.com>, or by calling 0345 777 5511. These documents are available in English.

More unit classes are available for this Fund. For more details about other unit classes, please refer to the prospectus, which is available at <https://funds.axa-im.com>.

Details of the up to date remuneration policy of the Management Company are published online at <https://www.axa-im.com/important-information/remuneration-policy>. This includes the description of how remuneration and benefits are awarded for employees, and information on the remuneration committee. The Management Company provides a paper copy free of charge upon request.

A glossary of some of the terms used in this document can be found online at <https://retail.axa-im.co.uk/glossary>.

Net Asset Value Publication:

The Net Asset Value per unit is available at <https://www.axa-im.co.uk> and at the registered office of the Fund's Management Company.

Tax Legislation:

The Fund is subject to the tax laws and regulations of the United Kingdom. Depending on your own country of residence this might have an impact on your investments. For further details, you should consult a tax adviser.

Liability Statement:

AXA Investment Managers UK Limited may be held liable solely on the basis of any statement contained in this document that is misleading, inaccurate or inconsistent with the relevant parts of the prospectus for the Fund.

Switching between Funds:

Unitholders may apply for their units to be converted into units of another Fund, provided that the conditions for accessing the target units are fulfilled. Investment would be at the Net Asset Value of the target fund, calculated at the applicable Valuation Point following receipt of the conversion request. The redemption and subscription costs connected with the conversion may be charged to the shareholder as indicated in the prospectus.

For more details about how to switch Fund, please refer to the section in the Fund's prospectus entitled "Can I switch or convert units and what are the implications?", which is available at <https://funds.axa-im.com>.

BlackRock Natural Resources Fund

Class D Income GBP

ISIN: GB00B46KYQ57

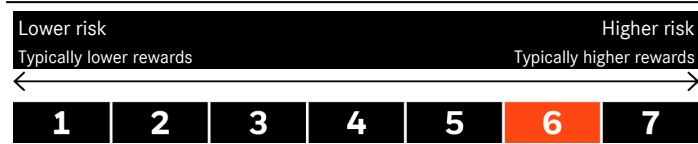
Manager: BlackRock Fund Managers Limited

Objectives and Investment Policy

- ▶ The Fund aims to provide a return on your investment (generated through an increase in the value of the assets held by the Fund and/or income received from those assets).
- ▶ The Fund invests at least 70% of its total assets in the equity securities (e.g. shares) of companies whose predominant economic activity is in the natural resources sector which includes, but is not limited to, mining, agriculture and energy.
- ▶ The Fund has the flexibility to invest outside of the asset class.
- ▶ The investment adviser (IA) may use derivatives (i.e. investments the prices of which are based on one or more underlying assets) to help achieve the Fund's investment objective and for efficient portfolio management.
- ▶ The Fund may, via derivatives, generate varying amounts of market leverage (i.e. where the Fund gains market exposure in excess of the value of its assets).
- ▶ The Fund is actively managed and the IA has discretion to select the Fund's investments. In doing so, the IA will refer to the S&P Global Natural Resources Index (the "Index") when constructing the Fund's portfolio, and also for risk management purposes to ensure that the active risk (i.e. degree of deviation from the index) taken by the Fund remains appropriate given the Fund's investment objective and policy. The IA is not bound by the components or weighting of the Index when selecting investments. The IA may also use its discretion to invest in securities not included in the Index in order to take advantage of specific investment opportunities. However, the industry sector requirements of the investment objective and policy may have the effect of limiting the extent to which the portfolio holdings will deviate from the Index. The Index should be used by unitholders to compare the performance of the Fund.
- ▶ Recommendation: This Fund may not be appropriate for short-term investment.
- ▶ Your units will be income units (i.e. dividend income will be paid quarterly on the units).
- ▶ Your units will be denominated in Sterling, the Fund's base currency.
- ▶ You can buy and sell your units daily. The minimum initial investment for this unit class is £100,000.

For more information on the Fund, share/unit classes, risks and charges, please see the Fund's prospectus, available on the product pages at www.blackrock.com

Risk and Reward Profile



- ▶ This indicator is based on historical data and may not be a reliable indication of the future risk profile of the Fund.
 - ▶ The risk category shown is not guaranteed and may change over time.
 - ▶ The lowest category does not mean risk free.
 - ▶ The Fund is rated six due to the nature of its investments which include the risks listed below. These factors may impact the value of the Fund's investments or expose the Fund to losses.
- The value of equities and equity-related securities can be affected by daily stock market movements. Other influential factors include political, economic news, company earnings and significant corporate events.
 - Investments in the natural resources securities are subject to environmental or sustainability concerns, taxes, government regulation, price and supply fluctuations.
 - Risk to Capital Growth: The Fund may pursue investment strategies using derivatives in order to generate income which may have the effect of reducing capital and the potential for long-term capital growth as well as increasing any capital losses.
- ▶ Particular risks not adequately captured by the risk indicator include:
- Counterparty Risk: The insolvency of any institutions providing services such as safekeeping of assets or acting as counterparty to derivatives or other instruments, may expose the Fund to financial loss.

Charges

The charges are used to pay the costs of running the Fund, including the costs of marketing and distributing it. These charges reduce the potential growth of your investment.

The entry and exit charges shown are maximum figures. In some cases you might pay less. Please refer to your financial advisor or the distributor for the actual entry and exit charges.

*Subject to a charge of up to 2% paid into the Fund where the Manager suspects excessive trading by an investor.

The ongoing charges figure is based on expenses for the twelve month period ending 31 December 2024. This figure may vary from year to year. It excludes portfolio trade-related costs, except costs paid to the custodian and any entry/exit charge paid to an underlying collective investment scheme (if any).

** To the extent the Fund undertakes securities lending to reduce costs, the Fund will receive 62.5% of the associated revenue generated and the remaining 37.5% will be received by BlackRock as the securities lending agent. As securities lending revenue sharing does not increase the costs of running the Fund, this has been excluded from the ongoing charges.

One-off charges taken before or after you invest	
Entry Charge	None
Exit Charge	None*
This is the maximum that might be taken out of your money before it is invested or before proceeds of your investments are paid out.	
Charges taken from the Fund over each year	
Ongoing Charges	0.81%**
Charges taken from the Fund under certain conditions	
Performance Fee	None

Past Performance

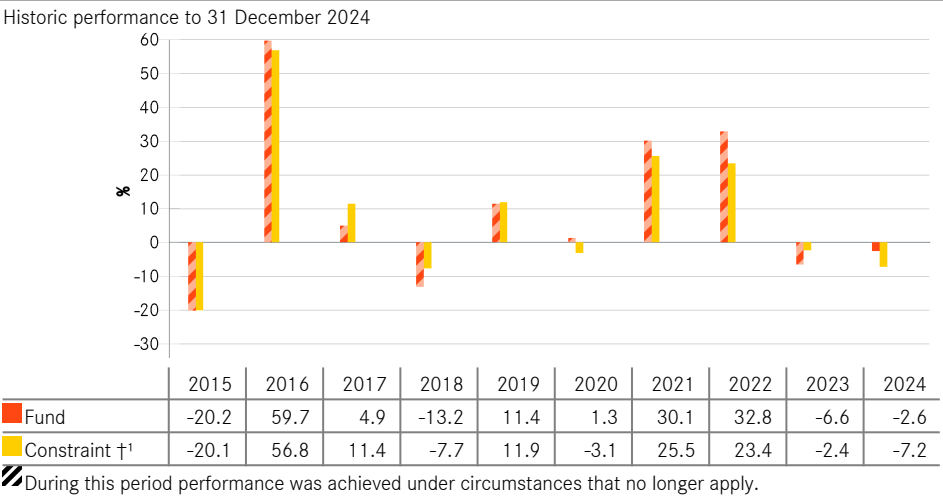
Past performance is not a guide to future performance.

The chart shows the Fund's annual performance in GBP for each full calendar year over the period displayed in the chart. It is expressed as a percentage change of the Fund's net asset value at each year-end. The Fund was launched in 2011. The unit class was launched in 2011.

Performance is shown after deduction of ongoing charges. Any entry/exit charges are excluded from the calculation.

†S&P Global Natural Resources Index (GBP)

It is not intended that the performance of the Fund will track the index.



Practical Information

- The trustee and depositary of the Fund is The Bank of New York Mellon (International) Limited, which also acts as custodian.
- Further information about the Fund can be obtained from the latest annual report and half-yearly reports of the Fund. These documents are available free of charge in English. These can be found, along with other information, such as unit prices, on the BlackRock website at www.blackrock.com or by calling Investor Services on 0800 44 55 22.
- Investors should note that the tax legislation that applies to the Fund may have an impact on the personal tax position of your investment in the Fund.
- BlackRock Fund Managers Limited may be held liable solely on the basis of any statement contained in this document that is misleading, inaccurate or inconsistent with the relevant parts of the Fund's prospectus.
- The Remuneration Policy of the Management Company, which describes how remuneration and benefits are determined and awarded, and the associated governance arrangements, is available at www.blackrock.com/Remunerationpolicy or on request from the registered office of the Management Company.

This document provides you with key investor information about this Fund. It is not marketing material. The information is required by law to help you understand the nature and the risks of investing in this Fund. You are advised to read it so you can make an informed decision about whether to invest.

BNY Mellon Multi-Asset Growth Fund

INSTITUTIONAL SHARES W (INCOME) (ISIN: GB00B87BSD02)

a sub-fund of BNY Mellon Investment Funds. This Fund is managed by BNY Mellon Fund Managers Limited

Objectives and Investment Policy

OBJECTIVE

To achieve capital growth and income over the long term (5 years or more).

POLICY

The Fund will:

- invest anywhere in the world;
- invest at least 75% of the portfolio in UK and international securities across a range of global asset classes including, without limitation, equities (company shares), fixed income (bonds), infrastructure, renewable energy, property, commodities and near cash; and
- gain exposure to alternative asset classes, such as infrastructure, renewable energy, property and commodities, through stock exchange listed investments, other transferable securities and/or collective investment schemes.

The Fund may:

- invest in emerging markets;
- invest in money market instruments, deposits, cash and near cash;
- invest in bonds rated below investment grade (BBB-) by Standard & Poor's (or equivalent recognised rating agency);
- invest in Contingent Convertible Securities (CoCo's);

- use derivatives (financial instruments whose value is derived from other assets) with the aim of risk or cost reduction or to generate additional capital or income;
- invest up to 10% in other collective investment schemes; and
- invest in closed-ended funds which have their own operating costs. These operating costs are not included in the ongoing charges but are reflected in the Fund's performance.

Benchmark: The Fund will measure its performance against the UK Investment Association Flexible Investment NR Sector as a comparator benchmark (the "Benchmark"). The Fund will use the Benchmark as an appropriate comparator because it includes a broad representation of funds with the same flexibility, in terms of equity and bond exposure, as the Fund.

The Fund is actively managed, which means the Investment Manager has discretion over the selection of investments, subject to the investment objective and policies as disclosed in the Prospectus.

OTHER INFORMATION

Treatment of income: income generated will be paid to shareholders semi-annually on or before 30 September and 28 February. The value of your investment will decrease once the income is paid to you.

Dealing: you can buy and sell your shares in the Fund between 9:00 and 17:00 (UK time) on each business day in England and Wales. Instructions received before 12:00 will receive the price quoted on that day. The minimum initial investment for this share class is GBP 500,000.

Risk and Reward Profile

Lower risk
Potentially lower reward

Higher risk
Potentially higher reward

1 2 3 4 **5** 6 7

We have calculated the risk and reward indicator, as shown above. It is based on the rate at which the value of the Fund has moved up and down in the past (i.e. volatility). It is not a guide to the future risk and reward rating of the Fund. The rating shown is not a target or guarantee and may shift over time. Even the lowest rating of 1 does not mean a risk-free investment.

This Fund is rated 5 because its historical value has shown moderately high volatility. With a Fund rating of 5, you have a moderately high risk of losing money but your chance for gains is also moderately high.

THE FOLLOWING RISKS MAY NOT BE FULLY CAPTURED BY THE RISK AND REWARD INDICATOR:

Shanghai-Hong Kong Stock Connect and/or the Shenzhen-Hong Kong Stock Connect ("Stock Connect") risk: The Fund may invest in China A shares through Stock Connect programmes. These may be subject to regulatory changes and quota limitations. An operational constraint such as a suspension in trading could negatively affect the Fund's ability to achieve its investment objective.

Objective/Performance Risk: There is no guarantee that the Fund will achieve its objectives.

Currency Risk: This Fund invests in international markets which means it is exposed to changes in currency rates which could affect the value of the Fund.

Derivatives Risk: Derivatives are highly sensitive to changes in the value of the asset from which their value is derived. A small movement in the value of the underlying asset can cause a large movement in the value of the derivative. This can increase the sizes of losses and gains, causing the value of your investment to fluctuate. When using derivatives, the Fund can lose significantly more than the amount it has invested in derivatives.

Emerging Markets Risk: Emerging Markets have additional risks due to less-developed market practices.

Counterparty Risk: The insolvency of any institutions providing services such as custody of assets or acting as a counterparty to derivatives or other contractual arrangements, may expose the Fund to financial loss.

Changes in Interest Rates & Inflation Risk: Investments in bonds/ money market securities are affected by interest rates and inflation trends which may negatively affect the value of the Fund.

Credit Ratings and Unrated Securities Risk: Bonds with a low credit rating or unrated bonds have a greater risk of default. These investments may negatively affect the value of the Fund.

Credit Risk: The issuer of a security held by the Fund may not pay income or repay capital to the Fund when due.

China Interbank Bond Market and Bond Connect risk: The Fund may invest in China interbank bond market through connection between the related Mainland and Hong Kong financial infrastructure institutions. These may be subject to regulatory changes, settlement risk and quota

limitations. An operational constraint such as a suspension in trading could negatively affect the Fund's ability to achieve its investment objective.

CoCo's Risk: Contingent Convertible Securities (CoCo's) convert from debt to equity when the issuer's capital drops below a pre-defined level. This may result in the security converting into equities at a discounted share price, the value of the security being written down, temporarily or permanently, and/or coupon payments ceasing or being deferred.

Charges to Capital: The Fund takes its charges from the capital of the Fund. Investors should be aware that this has the effect of lowering the capital value of your investment and limiting the potential for future capital growth. On redemption, you may not receive back the full amount you initially invested.

A complete description of risk factors is set out in the Prospectus in the section entitled "Risk Factors".

Charges

The charges cover the costs of running the Fund, including the costs of marketing and selling. These charges reduce the potential growth of your investment.

ONE-OFF CHARGES TAKEN BEFORE OR AFTER YOU INVEST

Entry charge	0.00%
Exit charge	None

This is the maximum that might be taken out of your money before it is invested and before the proceeds of your investment are paid out.

CHARGES TAKEN FROM THE FUND OVER A YEAR

Ongoing charges	0.69%
-----------------	-------

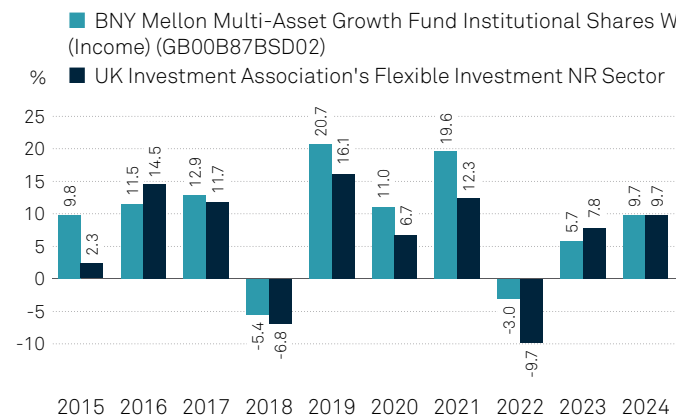
CHARGES TAKEN FROM THE FUND UNDER CERTAIN SPECIFIC CONDITIONS

Performance fee	None
-----------------	------

The ongoing charge is based on expenses calculated on 31 December 2024. This may vary from year to year. It excludes performance fees and portfolio transaction costs, except in the case of an entry/exit charge paid when buying or selling units in another investment fund.

More information about charges is available in the "Fees and Expenses" section of the Prospectus.

Past Performance



The chart includes all charges except entry charges.

Fund launch date - 16 March 1990.

Share class launch date - 31 August 2012.

Performance of this share class is shown in GBP.

Performance of the Benchmark is shown in GBP.

Past performance is not a guide to future performance.

The chart shows the Fund's performance for each full calendar year against the Benchmark.

Practical Information

Legal Status: The Fund is a sub-fund (part) of BNY Mellon Investment Funds ("BNY MIF"), an umbrella structure comprising different sub-funds. The assets of the Fund belong exclusively to that sub-fund and may not be used to discharge the liabilities of or claims against any other person or body, including BNY MIF or any other sub-fund within the umbrella.

Documents: Copies of the Prospectus, annual and semi-annual reports which are prepared for the umbrella may be obtained free of charge from www.bny.com or from BNY Mellon Investment Management EMEA Limited, BNY Mellon Centre, 160 Queen Victoria Street, London EC4V 4LA. These documents are available in English.

Share price: The latest share price and other information, including how to buy or sell shares, are available from the website and address given above. Other share classes are offered by the Fund as set out in the Prospectus.

Switching: Investors may switch shares in the Fund for shares in other sub-funds of BNY MIF provided they satisfy the criteria applicable to investment in other sub-funds. Further information on switching is contained in the "Switching" section of the Prospectus.

Liability statement: BNY Mellon Fund Managers Limited may be held liable solely on the basis of any statement contained in this document that is misleading, inaccurate or inconsistent with the relevant parts of the Prospectus for the Fund.

Depository: NatWest Trustee and Depositary Services Limited.

Tax: The tax legislation of the Fund's domicile may have an impact on your personal tax position. For further details, please speak to an adviser.

Remuneration Policy: Details of the up-to-date remuneration policy of BNY Mellon Fund Managers Limited including, but not limited to, a description of how remuneration and benefits are calculated and the identity of persons responsible for awarding the remuneration and benefits are available on www.bny.com. A paper copy will be made available free of charge upon request.

Index Providers: Further information about the index providers is set out under 'Benchmark Provider Disclaimers' in the Prospectus.

This document provides you with key investor information about this fund. It is not marketing material. The information is required by law to help you understand the nature and the risks of investing in this fund. You are advised to read it so you can make an informed decision about whether to invest.

CT GLOBAL REAL ESTATE SECURITIES FUND (THE "FUND")

Class 2 Accumulation Shares (GBP) GB00BJ05NG47, a sub-fund of Columbia Threadneedle (UK) ICVC III (the "Company"), regulated by the FCA.

This sub-fund is managed by Columbia Threadneedle Fund Management Limited, (part of the Columbia and Threadneedle group of companies).

Objectives and Investment Policy

- The Fund aims to provide a return (combining capital and income) which is greater than the FTSE EPRA NAREIT Developed Custom Mid Day Net Tax TR Index, after charges are deducted, over any three-year period.
- The Fund is actively managed and invests, directly or indirectly in real estate companies in Europe, the US, Australia and Asia.
- The Index is used by the Fund as a target to outperform. The Fund seeks its index outperformance by investing in broadly the same geographical regions, and in broadly the same amounts, as the index, whilst not being constrained to invest in the companies included in the Index.
- The geographical spread of the benchmark index changes over time depending on the performance of the constituent companies but, generally, around half of the benchmark index consists of companies from the US, with approximately one third in Australia and Asia and the remainder in Europe (including the UK).
- The Fund invests at least 60% in equities (ordinary shares) of real estate companies as well as gaining exposure to such companies or to real estate sector indices through investment in contracts for differences and other derivative instruments (an investment contract between the Fund and a counterparty the value of which is derived from one or more underlying securities) including taking both long and short positions.
- To the extent that the Fund is not fully invested in equities and derivatives, it may also invest in other transferable securities, money market instruments, collective investment schemes (which may include schemes managed by the Columbia Threadneedle Investments), deposits, cash and near cash. Derivatives may also be used for the purposes of efficient portfolio management.
- The Fund is actively managed. The Manager believes that an appropriate comparator benchmark for reviewing fund performance is the FTSE EPRA/ NAREIT Developed Custom Midday NR Index, given the investment policy of the Fund and the approach taken by the manager. The Fund is not constrained by this benchmark and has significant freedom to invest in a portfolio that is materially different to the benchmark's own composition.
- Income from investments in the Fund will be added to the value of your shares.
- You may buy or sell shares daily on demand (but not weekends or UK bank holidays or other days when the Fund is not open for dealing). Orders to buy or sell must be received by 12 noon (UK time) to receive the price calculated at that day's valuation point. We are not required to hold monies arising from the purchase and sales of shares in our funds in a client money bank account and hold these monies in our own bank account, utilising the FCA's permitted one-day window while carrying out a delivery versus payment transaction for the purpose of settling transactions in relation to units in the Fund. In the exceptional event that a transaction is not processed within this one-day window, any cash will be held in a client bank account. No interest will be paid to investors on cash held on a client bank account.
- Recommendation: this fund may not be appropriate for investors who plan to withdraw their money within 5 years.

Risk and Reward Profile

The Risk and Reward Indicator table demonstrates where the Fund ranks in terms of its potential risk and reward. The higher the rank the greater the potential reward but the greater the risk of losing money. It is based on past data, may change over time and may not be a reliable indication of the future risk profile of the Fund. The shaded area in the table below shows the Fund's ranking on the Risk and Reward Indicator.

Lower Risk,
Typically lower rewards

Higher Risk,
Typically higher rewards



- The Fund is rated 6 because historically it has shown a high level of volatility (how much the value of the Fund goes up and down).
- The lowest category does not mean a risk-free investment.
- The indicator may not take into account the following risks which may impact future investment returns:
 - Derivative Risk: derivative values rise and fall at a greater rate than equities and debt instruments. Losses can be greater than the initial investment.
 - Currency Risk: your investment may be adversely affected by changes in currency exchange rates.
 - Credit Risk: receiving income and capital due from debt instruments is dependant upon the provider's ability to pay.
 - Fixed Interest Securities Risk: changes in interest rates can affect the value of fixed interest holdings.
 - Counterparty Risk: to gain greater income the Fund may deposit cash with various approved Counterparties. Return of the cash is dependant upon the continued solvency of the Counterparty.
 - Smaller Companies Risk: smaller companies carry a higher degree of risk and their value can be more sensitive to market movement.
 - Liquidity Risk: the ability to buy and sell assets at a favourable price may be affected by a low level of counterparties willing to enter into a transaction with the Fund.
 - Restricted Diversification: investments are concentrated in companies which are focused on the property markets. These investments are limited to a relatively narrow segment of the economy. Performance may differ in direction and degree from that of the overall stock market.
 - Leverage Risk: the use of derivatives to increase the exposure of the Fund to the market through either long or short positions will make the value of the Fund's investments more volatile than those of an un-leveraged fund.
- The risks currently identified as applying to the Fund are set out in the "Risk Factors" section of the Prospectus.

Charges

The charges you pay are used to pay the costs of running the Fund, including the costs of marketing and distributing it. These charges reduce the potential growth of your investment.

One-off charges taken before or after you invest

Entry Charge:	0.00%
Exit Charge:	0.00%

These are the maximum charges that we might take out of your money before it is invested. In some cases, you might pay less and you should speak to your financial adviser about this.

Charges taken from the fund over a year

Ongoing Charges:	0.93%
------------------	-------

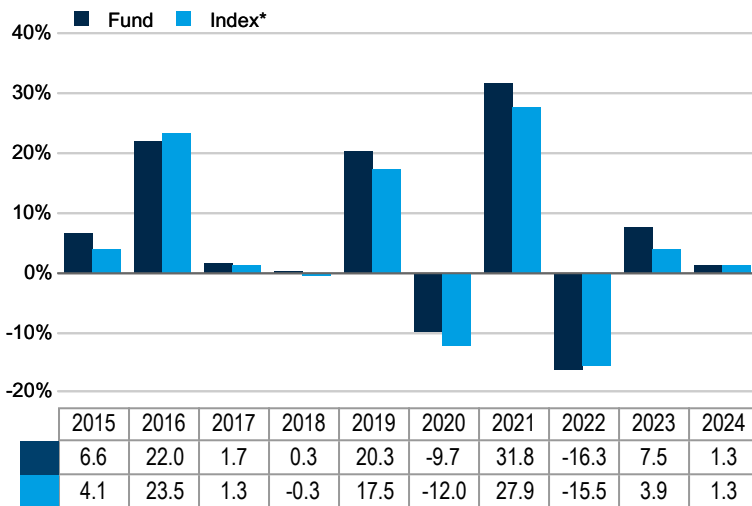
Charges taken from the fund under certain specific conditions

Performance Fee:	NONE
------------------	------

The ongoing charges figure is based on expenses for the year ending 29/11/24. This figure may vary from year to year. It excludes the costs of buying or selling assets for the Fund (unless these assets are shares of another fund).

For more information about charges please see the Fund's prospectus.

Past Performance



Past performance is not a guide to future performance.

Fund launch date: 18/12/2013

Share/unit class launch date: 27/01/2014

Performance is calculated in GBP.

All charges and fees, except any entry, exit and switching charge, have been included within the performance.

This chart shows how much the Fund increased or decreased in value as a percentage each year.

*FTSE EPRA NAREIT Developed Custom Mid Day Net Tax TR (Although the Fund makes reference to the index as part of the investment process, it is not intended that the performance of the Fund should track the index.)

Practical Information

- This document is issued by Columbia Threadneedle Fund Management Limited, a wholly owned subsidiary of Columbia Threadneedle Investments UK International Limited.
- Further information regarding the Fund including copies of the prospectus, annual and half yearly report and accounts can be obtained free of charge from Retail Sales Support, Columbia Threadneedle Investments, 6th Floor, Quartermile4, 7a Nightingale Way, Edinburgh EH3 9EG, telephone: Sales Support on 020 7464 5855 or electronically at www.columbiathreadneedle.co.uk.
- The Fund is part of Columbia Threadneedle (UK) ICVC III. You may switch investment between other funds or share classes of Columbia Threadneedle (UK) ICVC III. An entry charge may apply. Details on switching are provided in the Fund's prospectus.
- The assets and liabilities are segregated by law between the different funds of Columbia Threadneedle (UK) ICVC III. This means that the Fund's assets are held separately from other funds. Your investment in the Fund will not be affected by any claims made against any other fund in Columbia Threadneedle (UK) ICVC III.
- Details of the up to date remuneration policy including but not limited to a description of how remuneration and benefits are calculated will be available on www.columbiathreadneedle.co.uk when and in so far as available.
- Other practical information, including the latest published price for the Fund is available on our website www.columbiathreadneedle.co.uk.
- The Depositary for the Fund is State Street Trustees Limited.
- The tax legislation of the United Kingdom may have an impact on your personal tax position depending on your country of residence.
- Columbia Threadneedle Fund Management Limited may be held liable solely on the basis of any statement contained in this document that is misleading, inaccurate or inconsistent with the relevant parts of the prospectus for the Fund.

Key Investor Information

This document provides you with key investor information about this Fund. It is not marketing material. The information is required by law to help you understand the nature and the risks of investing in this Fund. You are advised to read it so you can make an informed decision about whether to invest.

European Index Fund

a sub-fund of HSBC Index Tracker Investment Funds, (the "OEIC");
managed by HSBC Asset Management (Fund Services UK) Limited

Class: Accumulation C
ISIN: GB00B80QGH28

Explanations of terms shown within the objectives and policy in bold, can be found within the glossary on the HSBC Global Asset Management (UK) Limited website: <http://www.assetmanagement.hsbc.com>.


Objectives and Investment Policy

- The Fund aims to track the performance of the FTSE Developed Europe excluding UK Index (the "Index") before the deduction of charges and tax.
- The Index is made up of large and medium sized companies covering developed markets in Europe excluding the UK.
- The Fund will invest directly in shares (**equities**) of all of the companies that make up the Index and in the same or very similar proportions in which they are included in the Index.
- However, there may be circumstances when it is not possible or practical for the Fund to invest in shares of all the companies of the Index. The Fund may not invest in all the companies of the Index to manage transaction costs or to reflect market conditions, regulations or HSBC's banned weapons policy.
- The Fund may hold cash and other funds, including funds managed by the **HSBC Group**, to manage day-to-day cash flow requirements.
- The anticipated **tracking error** for the Fund is expected to be up to 0.10%.

Use of derivatives

- The Fund may invest in different types of **derivatives** for **efficient portfolio management**, including **hedging**. In particular the Fund may use **derivatives** to help it manage cash flows and dividend payments with the aim of generating **returns** that are consistent with the Index. The use of **derivatives** will be consistent with the risk profile of the Fund.
- The Fund may enter into securities lending transactions for up to 29% of its assets. However, this is not expected to exceed 25%.
- Income is reinvested.
- You may sell your investment on any business day by contacting the administrator before the dealing deadline at 12pm.
- Recommendation: this Fund may not be appropriate for investors who plan to withdraw their money within a period of 5 years.

Risk and Reward Profile



The risk and reward indicator is based on historical data and may not be a reliable indication of the future risk profile of the Fund.

The risk and reward category shown is not guaranteed to remain unchanged and may shift over time. The lowest category does not mean a risk-free investment.

Why is this Fund in this specific category?

This Fund is classified in category 6 because its price or simulated data has shown high fluctuations historically.

Material risks not fully captured by the Risk and Reward Indicator:

- **Counterparty Risk** The possibility that the counterparty to a transaction may be unwilling or unable to meet its obligations.
- **Derivatives Risk** Derivatives can behave unexpectedly. The pricing and volatility of many derivatives may diverge from strictly

reflecting the pricing or volatility of their underlying reference(s), instrument or asset.

- **Exchange Rate Risk** Changes in currency exchange rates could reduce or increase investment gains or investment losses, in some cases significantly.
- **Index Tracking Risk** To the extent that the Fund seeks to replicate index performance by holding individual securities, there is no guarantee that its composition or performance will exactly match that of the target index at any given time ("tracking error").
- **Investment Leverage Risk** Investment Leverage occurs when the economic exposure is greater than the amount invested, such as when derivatives are used. A Fund that employs leverage may experience greater gains and/or losses due to the amplification effect from a movement in the price of the reference source.
- **Liquidity Risk** Liquidity is a measure of how easily the Fund's holdings can be quickly converted to cash. The value of the Fund's holdings may be significantly impacted by liquidity risk during adverse market conditions.
- **Operational Risk** Operational errors may affect transactions, valuation, accounting, financial reporting and other processes relating to the Fund.

Charges

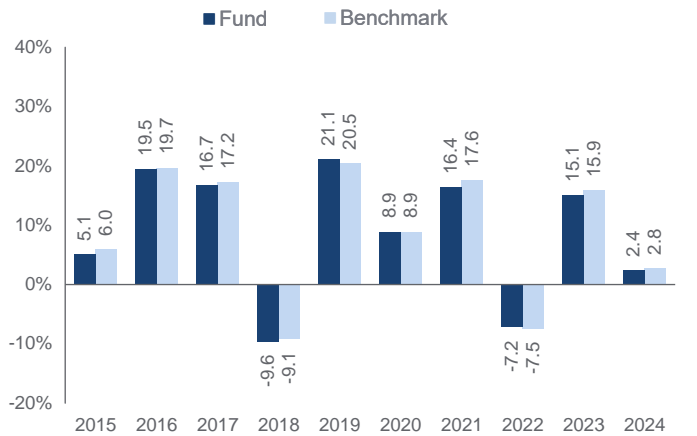
The charges you pay are used to pay the running costs of the Fund, including the marketing and distribution costs. These charges reduce the potential growth of the investment.

One-off charges taken before or after you invest	
Entry charge	0.00%
Exit charge	0.00%
This is the maximum that might be taken out of your money before it is invested or before the proceeds of your investment are paid out.	
Charges taken from the Fund over a year	
Ongoing charge	0.07%
Charges taken from the Fund under certain specific conditions	
Performance fee	None

- The entry and exit charges shown are the maximum that may be charged. In some cases you may pay less. You can obtain the actual charges from your financial adviser.
- A conversion charge may be payable.
- The ongoing charges figure is based on last year's expenses for the year ending 15/11/2024. Charges may vary from year to year.

Further information on Charges can be found in the "Fees and Expenses" section of the Fund's Prospectus.

Past Performance



- Past performance is not a guide to future performance; the value of your investment and any income from it can go down as well as up.
- Performance returns are based on the net asset value with distributable income reinvested. Past performance takes account of all ongoing charges but not entry, exit or conversion charges.
- The past performance of this share class is calculated in GBP.
- The performance of the Fund is shown against the performance of the FTSE Developed Europe ex UK Index.
- Historically the benchmark has been: FTSE All World Developed Europe ex UK Gross from launch until 28/02/2013.
- The Fund was launched on 14 January 1989.

Practical Information

Depository
State Street Trustees Limited.

Further information
Further information about the OEIC including the latest Prospectus, latest published prices of shares, annual report and half yearly report may be obtained free of charge, in English, from the Administrator, HSBC Asset Management (Fund Services UK) Limited, Sunderland SR43 4BF or by visiting www.assetmanagement.hsbc.com. The most recent Prospectus is available in English. This document describes a single share class of the OEIC. The Prospectus, annual and half yearly reports are prepared for the entire OEIC.

Share classes
Other share classes are available, as detailed in the Prospectus. It is possible to convert your shares into a different share class or switch your shares into a different Fund within the OEIC. Details of how to do this are in the Prospectus (please note an initial charge may apply).

Remuneration Policy
The Remuneration Policy of the Authorised Corporate Director, which describes the remuneration practices and governance arrangements for UCITS and AIFMD Authorised entities, is available at www.assetmanagement.hsbc.com (please select "About Us" then "Our Governance" then "Remuneration Practices and Governance Arrangements for UCITS and AIFMD Authorised Entities") or on request free of charge from the Administrator.

Tax
UK tax legislation may have an impact on your personal position.

Management Company
HSBC Asset Management (Fund Services UK) Limited, the Authorised Corporate Director, may be held liable solely on the basis of any statement contained in this document that is misleading, inaccurate or inconsistent with the relevant parts of the Prospectus for the OEIC.

Segregated liability
The OEIC is an umbrella investment company with segregated liability between Funds. This means that the holdings of one Fund are kept separate from the holdings of the other Funds and your investment in the Fund cannot be used to pay the liabilities of any other Fund.

Key Investor Information

This document provides you with key investor information about this Fund. It is not marketing material. The information is required by law to help you understand the nature and the risks of investing in this Fund. You are advised to read it so you can make an informed decision about whether to invest.

Pacific Index Fund

a sub-fund of HSBC Index Tracker Investment Funds, (the "OEIC");
managed by HSBC Asset Management (Fund Services UK) Limited


Class: Income C
ISIN: GB00B80QGR26

Explanations of terms shown within the objectives and policy in bold, can be found within the glossary on the HSBC Global Asset Management (UK) Limited website: <http://www.assetmanagement.hsbc.com>.

Objectives and Investment Policy

- The Fund aims to track the performance of the FTSE World Asia Pacific excluding Japan Index (the "Index") before the deduction of charges and tax.
 - The Index is made up of large and medium sized companies in developed and advanced **emerging markets** in the Asia Pacific region, excluding Japan.
 - The Fund will invest directly in shares (**equities**) of all of the companies that make up the Index and in the same or very similar proportions in which they are included in the Index.
 - However, there may be circumstances when it is not possible or practical for the Fund to invest in shares of all the companies of the Index. The Fund may not invest in all the companies of the Index to manage transaction costs or to reflect market conditions, regulations or HSBC's banned weapons policy.
 - The Fund may hold cash and other funds, including funds managed by the **HSBC Group**, to manage day-to-day cash flow requirements.
 - The anticipated **tracking error** for the Fund is expected to be up to 0.20%.
- Use of derivatives**
- The Fund may invest in different types of **derivatives** for **efficient portfolio management**, including **hedging**. In particular the Fund may use **derivatives** to help it manage cash flows and dividend payments with the aim of generating **returns** that are consistent with the Index. The use of **derivatives** will be consistent with the risk profile of the Fund.
 - The Fund may enter into securities lending transactions for up to 29% of its assets. However, this is not expected to exceed 25%.
 - Income is distributed.
 - You may sell your investment on any business day by contacting the administrator before the dealing deadline at 12pm.
 - Recommendation: this Fund may not be appropriate for investors who plan to withdraw their money within a period of 5 years.

Risk and Reward Profile



The risk and reward indicator is based on historical data and may not be a reliable indication of the future risk profile of the Fund.

The risk and reward category shown is not guaranteed to remain unchanged and may shift over time. The lowest category does not mean a risk-free investment.

Why is this Fund in this specific category?

This Fund is classified in category 6 because its price or simulated data has shown high fluctuations historically.

Material risks not fully captured by the Risk and Reward Indicator:

- Counterparty Risk** The possibility that the counterparty to a transaction may be unwilling or unable to meet its obligations.
- Derivatives Risk** Derivatives can behave unexpectedly. The pricing and volatility of many derivatives may diverge from strictly reflecting the pricing or volatility of their underlying reference(s), instrument or asset.
- Emerging Markets Risk** Emerging markets are less established, and often more volatile, than developed markets and involve higher risks, particularly market, liquidity and currency risks.
- Exchange Rate Risk** Changes in currency exchange rates could reduce or increase investment gains or investment losses, in some cases significantly.
- Index Tracking Risk** To the extent that the Fund seeks to replicate index performance by holding individual securities, there is no guarantee that its composition or performance will exactly match that of the target index at any given time ("tracking error").
- Investment Leverage Risk** Investment Leverage occurs when the economic exposure is greater than the amount invested, such as when derivatives are used. A Fund that employs leverage may experience greater gains and/or losses due to the amplification effect from a movement in the price of the reference source.
- Liquidity Risk** Liquidity is a measure of how easily the Fund's holdings can be quickly converted to cash. The value of the Fund's holdings may be significantly impacted by liquidity risk during adverse market conditions.
- Operational Risk** Operational errors may affect transactions, valuation, accounting, financial reporting and other processes relating to the Fund.

Charges

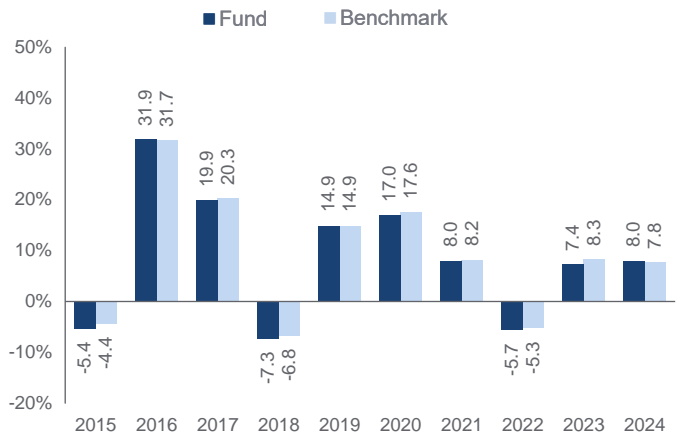
The charges you pay are used to pay the running costs of the Fund, including the marketing and distribution costs. These charges reduce the potential growth of the investment.

One-off charges taken before or after you invest	
Entry charge	0.00%
Exit charge	0.00%
This is the maximum that might be taken out of your money before it is invested or before the proceeds of your investment are paid out.	
Charges taken from the Fund over a year	
Ongoing charge	0.17%
Charges taken from the Fund under certain specific conditions	
Performance fee	None

- The entry and exit charges shown are the maximum that may be charged. In some cases you may pay less. You can obtain the actual charges from your financial adviser.
- A conversion charge may be payable.
- The ongoing charges figure is based on last year's expenses for the year ending 15/11/2024. Charges may vary from year to year.

Further information on Charges can be found in the "Fees and Expenses" section of the Fund's Prospectus.

Past Performance



- Past performance is not a guide to future performance; the value of your investment and any income from it can go down as well as up.
- Performance returns are based on the net asset value with distributable income reinvested. Past performance takes account of all ongoing charges but not entry, exit or conversion charges.
- The past performance of this share class is calculated in GBP.
- The performance of the Fund is shown against the performance of the FTSE World Asia Pacific excluding Japan Index.
- The Fund was launched on 20 November 1998.

Practical Information

Depository
State Street Trustees Limited.

Further information
Further information about the OEIC including the latest Prospectus, latest published prices of shares, annual report and half yearly report may be obtained free of charge, in English, from the Administrator, HSBC Asset Management (Fund Services UK) Limited, Sunderland SR43 4BF or by visiting www.assetmanagement.hsbc.com. The most recent Prospectus is available in English. This document describes a single share class of the OEIC. The Prospectus, annual and half yearly reports are prepared for the entire OEIC.

Share classes
Other share classes are available, as detailed in the Prospectus. It is possible to convert your shares into a different share class or switch your shares into a different Fund within the OEIC. Details of how to do this are in the Prospectus (please note an initial charge may apply).

Remuneration Policy
The Remuneration Policy of the Authorised Corporate Director, which describes the remuneration practices and governance arrangements for UCITS and AIFMD Authorised entities, is available at www.assetmanagement.hsbc.com (please select "About Us" then "Our Governance" then "Remuneration Practices and Governance Arrangements for UCITS and AIFMD Authorised Entities") or on request free of charge from the Administrator.

Tax
UK tax legislation may have an impact on your personal position.

Management Company
HSBC Asset Management (Fund Services UK) Limited, the Authorised Corporate Director, may be held liable solely on the basis of any statement contained in this document that is misleading, inaccurate or inconsistent with the relevant parts of the Prospectus for the OEIC.

Segregated liability
The OEIC is an umbrella investment company with segregated liability between Funds. This means that the holdings of one Fund are kept separate from the holdings of the other Funds and your investment in the Fund cannot be used to pay the liabilities of any other Fund.

Key Investor Information

This document provides you with key investor information about this Fund. It is not marketing material. The information is required by law to help you understand the nature and the risks of investing in this Fund. You are advised to read it so you can make an informed decision about whether to invest.

US Multi-Factor Equity Fund

a sub-fund of HSBC Universal Investment Funds, (the "OEIC");
managed by HSBC Asset Management (Fund Services UK) Limited

Class: Institutional A
Accumulation
ISIN: GB00B19DCX31

Explanations of terms shown within the objectives and policy in bold, can be found within the glossary on the HSBC Global Asset Management (UK) Limited website: <http://www.assetmanagement.hsbc.com>.

Objectives and Investment Policy

- The Fund aims to provide **growth** in the long term, which is a period of five years or more.
- To achieve its objective the Fund will invest at least 80% of its value in shares (**equities**) of US companies. US companies are those that are based in the US, or earn at least 80% of their revenue from the US.
- The Fund may invest up to 20% of its value in other assets, such as shares of non-US companies, assets equivalent to shares of companies and cash.
- The Fund may also invest up to 10% of its value in other funds, which may be managed by the **HSBC Group**.
- The investment manager identifies potential shares of companies from the S&P 500 Index together with potential shares of companies that are not part of the Index and ranks them from the least attractive to most attractive based upon certain factors, such as value, quality and size. The manager's investment approach then aims to maximise exposure to the highest ranked shares whilst maintaining a portfolio diversified by companies and sectors to manage risk.

Use of Benchmarks

- The Fund is managed with reference to the S&P 500 Index. The sector and stock constraints, relative to the S&P 500 Index, within the investment strategy means the Fund **returns** are more likely to be closer to the **returns** of the S&P 500 Index


than if there were no limits on the level of risk the Fund may take.

- The S&P 500 Index is also considered as part of our investment risk monitoring process, to check that the overall level of risk taken by the fund manager is not inconsistent with the US **equities** market.
- The performance of the Fund is therefore shown against the performance of the S&P 500 Index.

Use of Derivatives

- The Fund may invest in different types of **derivatives** for **efficient portfolio management** purposes, including **hedging**. The Fund does not currently use **derivatives** to reduce the risk of movements in the rate of exchange between Sterling and other currencies in which the Fund's assets may be held. The Fund does not intend to use **derivatives** extensively and their use will be consistent with the risk profile of the Fund.
- The Fund may enter into securities lending transactions for up to 29% of its assets. However, this is not expected to exceed 25%.
- Income is reinvested.
- You may sell your investment on any business day by contacting the administrator before the dealing deadline at 12pm.
- Recommendation: this Fund may not be appropriate for investors who plan to withdraw their money within a period of 5 years.

Risk and Reward Profile



The risk and reward indicator is based on historical data and may not be a reliable indication of the future risk profile of the Fund.

The risk and reward category shown is not guaranteed to remain unchanged and may shift over time. The lowest category does not mean a risk-free investment.

Why is this Fund in this specific category?

This Fund is classified in category 5 because its price or simulated data has shown medium to high fluctuations historically.

Material risks not fully captured by the Risk and Reward Indicator:

- Counterparty Risk** The possibility that the counterparty to a transaction may be unwilling or unable to meet its obligations.

- Derivatives Risk** Derivatives can behave unexpectedly. The pricing and volatility of many derivatives may diverge from strictly reflecting the pricing or volatility of their underlying reference(s), instrument or asset.
- Exchange Rate Risk** Changes in currency exchange rates could reduce or increase investment gains or investment losses, in some cases significantly.
- Investment Leverage Risk** Investment Leverage occurs when the economic exposure is greater than the amount invested, such as when derivatives are used. A Fund that employs leverage may experience greater gains and/or losses due to the amplification effect from a movement in the price of the reference source.
- Liquidity Risk** Liquidity is a measure of how easily the Fund's holdings can be quickly converted to cash. The value of the Fund's holdings may be significantly impacted by liquidity risk during adverse market conditions.
- Operational Risk** Operational errors may affect transactions, valuation, accounting, financial reporting and other processes relating to the Fund.

Charges

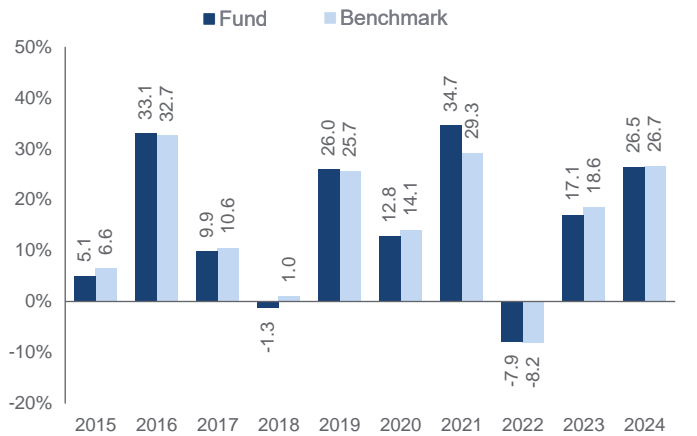
The charges you pay are used to pay the running costs of the Fund, including the marketing and distribution costs. These charges reduce the potential growth of the investment.

One-off charges taken before or after you invest	
Entry charge	0.00%
Exit charge	0.00%
This is the maximum that might be taken out of your money before it is invested or before the proceeds of your investment are paid out.	
Charges taken from the Fund over a year	
Ongoing charge	0.30%
Charges taken from the Fund under certain specific conditions	
Performance fee	None

- The entry and exit charges shown are the maximum that may be charged. In some cases you may pay less. You can obtain the actual charges from your financial adviser.
- A conversion charge may be payable.
- The ongoing charges figure shown here is an estimate of the charges. The ongoing charges figure shown is an estimate due to a material change in the fee structure. The Fund's annual report for each financial year will include detail on the exact charges made.

Further information on Charges can be found in the “Fees and Expenses” section of the Fund's Prospectus.

Past Performance



- Past performance is not a guide to future performance; the value of your investment and any income from it can go down as well as up.
- Performance returns are based on the net asset value with distributable income reinvested. Past performance takes account of all ongoing charges but not entry, exit or conversion charges.
- The past performance of this share class is calculated in GBP.
- The performance of the Fund is shown against the performance of the S&P 500 Index.
- The Fund was launched on 24 July 2006.

Practical Information

Depository
State Street Trustees Limited.

Further information
Further information about the OEIC including the latest Prospectus, latest published prices of shares, annual report and half yearly report may be obtained free of charge, in English, from the Administrator, HSBC Asset Management (Fund Services UK) Limited, Sunderland SR43 4BF or by visiting www.assetmanagement.hsbc.com. The most recent Prospectus is available in English. This document describes a single share class of the OEIC. The Prospectus, annual and half yearly reports are prepared for the entire OEIC.

Share classes
Other share classes are available, as detailed in the Prospectus. It is possible to convert your shares into a different share class or switch your shares into a different Fund within the OEIC. Details of how to do this are in the Prospectus (please note an initial charge may apply).

Remuneration Policy
The Remuneration Policy of the Authorised Corporate Director, which describes the remuneration practices and governance arrangements for UCITS and AIFMD Authorised entities, is available at www.assetmanagement.hsbc.com (please select “About Us” then “Our Governance” then “Remuneration Practices and Governance Arrangements for UCITS and AIFMD Authorised Entities”) or on request free of charge from the Administrator.

Tax
UK tax legislation may have an impact on your personal position.

Management Company
HSBC Asset Management (Fund Services UK) Limited, the Authorised Corporate Director, may be held liable solely on the basis of any statement contained in this document that is misleading, inaccurate or inconsistent with the relevant parts of the Prospectus for the OEIC.

Segregated liability
The OEIC is an umbrella investment company with segregated liability between Funds. This means that the holdings of one Fund are kept separate from the holdings of the other Funds and your investment in the Fund cannot be used to pay the liabilities of any other Fund.

Key Investor Information

This document provides you with key investor information about this fund. It is not marketing material. The information is required by law to help you understand the nature and the risks of investing in this fund. You are advised to read it so you can make an informed decision about whether to invest.

Investment Fund Services

IFSL Titan Global Blue Chip Fund Class B Shares

A Sub-fund of the IFSL Titan UCITS OEIC (ISIN Income GB00BZ3T3X22, Accumulation GB00BZ3T3W15)

This Fund is managed by Investment Fund Services Limited (IFSL)

Objectives and Investment Policy

The aim of the Fund is to provide capital growth, that is, to increase the value of your investment, over a minimum of 5 years.

At least 80% of the Fund will be invested globally in the shares of companies.

The Fund is actively managed, which means the Investment Manager decides which investments to buy or sell and when. Investments will be made in large companies whose market capitalisation (the total market value of a company's shares) is in excess of £1 billion.

The Fund may invest across a range of developed markets globally with no minimum exposure to any one market or geographical region although no more than 80% will be invested in any one country.

The Investment Manager focuses on high quality companies, typically in North American and European markets, that are expected to benefit from the increase in global population, rising wealth and/or developments in technology.

The size of the holding will be determined by the value offered by a company given its growth prospects. The intention is to hold shares for 3 years or more, although companies may be sold sooner if they no longer fit the Investment Manager's investment philosophy.

The Fund will typically hold a fairly concentrated portfolio of around 35 companies operating in a range of different sectors.

The Fund will normally be fully invested save for an amount to enable ready settlement of liabilities (including redemption of shares) and efficient management of the Fund both generally and in relation to strategic objectives, however may hold higher cash balances (up to 20%) in extreme market conditions.

The Fund may also hold money market instruments (a type of short-term loan) and funds which invest in these instruments for liquidity management purposes.

The Fund may use derivatives and forward transactions linked to exchange rates for the purpose of reducing currency risk, also known as hedging, but it is anticipated this will be infrequent. The Fund seeks to obtain its objective by investing in the equity securities of large and diverse businesses, generally with a market cap in excess of £1 billion and operating in multiple geographic locations and/or industry sectors.


The Investment Association (IA), the trade body for UK investment managers, has created a number of 'sectors', as a way of dividing funds into broad groups with similar characteristics.

The Fund's investment policy puts it in the IA Global sector. You may want to assess the Fund's performance compared to the performance of this sector.

The Fund pays income. If you wish to receive this please tell us. If you do not want to receive income you will be given accumulation shares which means income is invested back into the Fund and reflected in the price of your shares.

You can buy or sell all or part of your investment on any business day subject to the minimum holding requirements.

Risk and Reward Profile



This indicator aims to give you a measure of the price movement of this share class based on past data. It uses historic returns over the last five years. If five years' data is not available, simulated data based on a representative portfolio are used.

Past data may not be a reliable indication of the future risk profile of the Fund. The risk category may change in the future and is not guaranteed. The lowest category does not mean risk free. The value of investments and the income from them may fall as well as rise and you may not get back the amount you originally invested.

This Fund has been measured as 5 because its investments have experienced moderate to high volatility in the past. The Fund's volatility is affected by various risks, including:

The Fund will be exposed to financial markets and market conditions can change rapidly. Prices can move irrationally and be affected unpredictably by diverse factors, including political and economic events.

The Fund will have exposure to overseas markets, either directly or indirectly, and is therefore exposed to currency risk. As a result, the value of your investment can be affected by changes in exchange rates.

The Fund has a concentrated portfolio, which means it has greater exposure to a smaller number of assets. Therefore, the performance of a single investment in the Fund has a greater effect on the price of the Fund.

In certain market conditions, the Fund may not be able to sell one or more of its assets for the full value, or at all. This could affect the performance of the Fund and could cause the Fund to defer or suspend redemptions of its shares, meaning investors may not be able to have immediate access to their holdings.

A company that we deal with may renege on its obligations, costing the Fund money.

The Fund may enter into various financial contracts (known as derivatives) in an attempt to protect the value of the Fund's assets or to reduce the costs of investing, although this may not be achieved.

Operational processes, including those related to the safekeeping of assets, may fail. This may result in losses to the Fund, or inconvenience to investors.

Investors are encouraged to read the 'risk factors' section of the Fund's prospectus to find a more extensive list of the risks that apply to this Fund.

Charges

The charges you pay are used to pay the costs of running the Fund, including the costs of marketing and distributing it. These charges reduce the potential growth of your investment. The entry and exit charges shown are maximum figures. In some cases you may pay less - you can find this out from your financial adviser.

The ongoing charges figure is based on expenses as at 30/11/2024. This figure may vary from year to year. It excludes:

- Portfolio transaction costs, except in the case of an entry/exit charge paid by the Fund when buying or selling units in another collective investment undertaking.
- Portfolio transaction costs, except in the case of an entry/exit charge paid by the Fund when buying or selling units in another collective investment undertaking.

For more information about charges, please see Sections 25 - 27 of the Fund's Prospectus, which is available at www.ifslfunds.com.

One-off charges taken before or after you invest

Entry Charge	0.00%
Exit Charge	None

This is the maximum that might be taken out of your money before it is invested.

Charges taken from the fund over each year

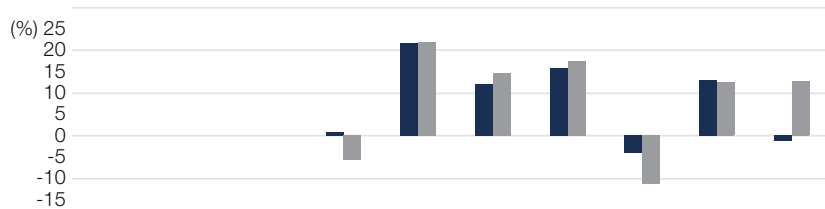
Ongoing Charges	0.67%
-----------------	-------

Charges taken from the fund under certain conditions

Performance Fee	None
-----------------	------

Past Performance

Historic performance to 31 December 2024



Past performance is not a reliable indicator of future performance; the value of your investment and any income from it can go down as well as up.

Performance returns are based on the net asset value with distributable income reinvested and takes account of all ongoing charges, but not entry and exit charges. The past performance of this share class is calculated in GBP.

This Fund was launched on 3 July 2017.

This share class was launched on 3 July 2017.

Benchmark: IA Global.

	2015	2016	2017	2018	2019	2020	2021	2022	2023	2024
■ Fund	-	-	-	0.8	21.8	12.0	15.9	-4.1	13.0	-1.1
■ Benchmark	-	-	-	-5.7	22.0	14.8	17.6	-11.3	12.7	12.8

Practical Information

If you wish to sell all or part of your investment please write to us at Investment Fund Services Limited, Marlborough House, 59 Chorley New Road, Bolton, BL1 4QP or telephone 0808 178 9321. Your deal will be placed at the next valuation point after we receive your instruction.

The Prospectus, Annual and Half-Yearly Report and Accounts for the Fund are available free of charge at www.ifslfunds.com or by calling 0808 178 9321. The documents are available in English only.

For further details including how to invest please see the Supplementary Information Document which is available at www.ifslfunds.com or call 0808 178 9321.

For further details please see the Fund's Prospectus which is available at www.ifslfunds.com. The Prospectus, Annual and Half-Yearly Reports cover all the Funds within the OEIC.

You may switch to any Fund in the range subject to meeting the investment criteria, please refer to the Prospectus for further details.

The Depositary for the Fund is NatWest Trustee & Depositary Services Limited.

UK taxation may have an impact on your personal tax position.

Fund prices are available on our website www.ifslfunds.com.

The Sub-funds of the OEIC are segregated by law. In the unlikely event of one Sub-fund having debts, the assets of the other funds may not be used to settle these.

Investment Fund Services Limited may be held liable solely on the basis of any statement contained in this document that is misleading, inaccurate or inconsistent with the relevant parts of the Prospectus.

The Remuneration Policy of Investment Fund Services Limited is available from www.ifslfunds.com. This Policy describes how remuneration and benefits are calculated and the governance arrangements in place around these payments. A paper copy of this Policy is also available free of charge upon request.

Key Investor Information

This document provides you with key investor information about this fund. It is not marketing material. The information is required by law to help you understand the nature and the risks of investing in this fund. You are advised to read it so you can make an informed decision about whether to invest.

Investment Fund Services

IFSL Titan Global Equity Fund T Shares

A Sub-fund of the IFSL Titan UCITS OEIC (ISIN Accumulation: GB00BS1J9N71)

This Fund is managed by Investment Fund Services Limited (IFSL)

Objectives and Investment Policy

The aim of the Fund is to increase in value, over a minimum of 5 years, through a combination of capital growth, which is profit on investments held, and income, which is money paid out of investments such as dividends from shares and interest from bonds.

The Fund is actively managed, which means the Investment Manager decides which investments to buy or sell and when.

At least 80% of the Fund will be invested in a range of global shares of companies, also known as equities, across both developed and emerging markets, with no minimum or maximum exposure to any geographic region. This may include exposure through holdings in investment trusts, funds and ETFs/ETCs, although this will not exceed 10% of the Fund.

Up to 20% of the Fund may have exposure to different asset classes including real assets, for example property and commodities (e.g. gold and oil), government and corporate bonds (both investment grade and sub-investment grade) and money market funds. Any exposure to real assets will only be through investment trusts, funds and ETFs/ETCs.

The Fund may hold up to 20% in cash to enable the ready settlement of liabilities, for the efficient management of the portfolio or in pursuit of the Fund's investment objective.

The Fund may use derivatives (instruments whose returns are linked to another asset, market or other variable factor) to reduce risk in the Fund (also known as hedging). The Fund will not always hold these instruments however at times they may be held for extended periods.

The Investment Manager's style is biased towards the 'quality/growth' approach to stock selection which is where the Investment Manager invests in shares of

companies that have the potential to deliver strong returns on capital, have low levels of debt and use their strong cash flow to reinvest in their business, compounding the growth of the company. Whilst their approach is focused on quality/growth orientated companies that display these characteristics over time, the Investment Manager will also choose shares of companies that display such characteristics on a temporary basis but are perceived to be good value.

The Investment Manager uses a screening process that ranks companies based on key financial metrics, that they believe are key for quality growth of companies, and then select the top ranked companies from a universe of over 1500 companies for potential inclusion in the Fund's portfolio. With the final decision on inclusion or exclusion of the qualifying quality/growth companies in the Fund's portfolio being driven by the valuation of each of the companies screened.

The Investment Manager also evaluates the weighting to each industry sector and geographic region to assess whether adjustments to the portfolio are required, based on their view of that area. Based on this view the Investment Manager may adjust the investments held to manage risk or to take advantage of market trends.


The Investment Association (IA), the trade body for UK investment managers, has created a number of 'sectors', as a way of dividing funds into broad groups with similar characteristics.

The Fund's investment policy puts it in the IA Global sector. You may want to assess the Fund's performance compared to the performance of this sector.

Income is not distributed but is rolled up (accumulated) into the value of your investment.

You can buy or sell all or part of your investment on any business day subject to the minimum holding requirements.

Risk and Reward Profile



This indicator aims to give you a measure of the price movement of this share class based on past data. It uses historic returns over the last five years. If five years' data is not available, simulated data based on a representative portfolio are used.

Past data may not be a reliable indication of the future risk profile of the Fund. The risk category may change in the future and is not guaranteed. The lowest category does not mean risk free. The value of investments and the income from them may fall as well as rise and you may not get back the amount you originally invested.

This Fund has been measured as 6 because its investments have experienced high volatility in the past. The Fund's volatility is affected by various risks, including:

The Fund will be exposed to financial markets and market conditions can change rapidly. Prices can move irrationally and be affected unpredictably by diverse factors, including political and economic events.

The Fund may be exposed to the shares of smaller companies which are typically riskier than larger, more established companies. Difficulty in trading may arise, resulting in a negative impact on your investment. Shares in smaller companies may be harder to sell at a desired price and/or in a timely manner, especially in difficult market conditions.

The Fund may be exposed to emerging markets, which are typically riskier than more established markets, as they can involve a higher than average risk due to the volatility of currency exchange rates, limited geographic focus, investment in a smaller number of issues, political and economic instability and less liquid markets. Difficulty in trading may arise, resulting in a negative impact on your investment.

The Fund may be exposed to bonds, the prices of which will be impacted by factors including; changes in interest rates, inflation expectations and perceived credit quality.

The Fund may have exposure to overseas markets, either directly or indirectly, and is therefore exposed to currency risk. As a result, the value of your investment can be affected by changes in exchange rates.

Bonds known as 'sub-investment grade' bonds generally produce a higher level of income, but carry greater risk that the issuer will not be able to pay the income or repay the capital at maturity.

In certain market conditions, the Fund may not be able to sell one or more of its assets for the full value, or at all. This could affect the performance of the Fund and could cause the Fund to defer or suspend redemptions of its shares, meaning investors may not be able to have immediate access to their holdings.

A company that we deal with may renege on its obligations, costing the Fund money.

The Fund may enter into various financial contracts (known as derivatives) in an attempt to protect the value of the Fund's assets or to reduce the costs of investing, although this may not be achieved.

Operational processes, including those related to the safekeeping of assets, may fail. This may result in losses to the Fund, or inconvenience to investors.

Investors are encouraged to read the 'risk factors' section of the Fund's prospectus to find a more extensive list of the risks that apply to this Fund.

Charges

The charges you pay are used to pay the costs of running the Fund, including the costs of marketing and distributing it. These charges reduce the potential growth of your investment. The entry and exit charges shown are maximum figures. In some cases you may pay less - you can find this out from your financial adviser.

As this share class does not have 12 months accounting data the ongoing charges figure is based on estimated expenses. This figure may vary from year to year. It excludes:

- Portfolio transaction costs, except in the case of an entry/exit charge paid by the Fund when buying or selling shares in another collective investment undertaking.

One-off charges taken before or after you invest

Entry Charge	0.00%
Exit Charge	None

This is the maximum that might be taken out of your money before it is invested.

Charges taken from the fund over each year

Ongoing Charges	0.54%
-----------------	-------

Charges taken from the fund under certain conditions

Performance Fee	None
-----------------	------

Past Performance

As the Fund has no performance data for one complete year, there is insufficient data to provide a useful indication of past performance.

This Fund was launched on 21 February 2025.

This share class was launched on 21 February 2025.

Practical Information

If you wish to sell all or part of your investment please write to us at Investment Fund Services Limited, Marlborough House, 59 Chorley New Road, Bolton, BL1 4QP or telephone 0808 178 9321. Your deal will be placed at the next valuation point after we receive your instruction.

The Prospectus, Annual and Half-Yearly Report and Accounts for the Fund are available free of charge at www.ifslfunds.com or by calling 0808 178 9321. The documents are available in English only.

For further details including how to invest please see the Supplementary Information Document which is available at www.ifslfunds.com or call 0808 178 9321.

Other share classes of the Fund are available. For further details please see the Fund's Prospectus which is available at www.ifslfunds.com. The Prospectus, Annual and Half-Yearly Reports cover all the Funds within the OEIC.

You may switch to any Fund in the range subject to meeting the investment criteria, please refer to the Prospectus for further details.

The Depositary for the Fund is NatWest Trustee & Depositary Services Limited.

UK taxation may have an impact on your personal tax position.

Fund prices are available on our website www.ifslfunds.com.

The Sub-funds of the OEIC are segregated by law. In the unlikely event of one Sub-fund having debts, the assets of the other funds may not be used to settle these.

Investment Fund Services Limited may be held liable solely on the basis of any statement contained in this document that is misleading, inaccurate or inconsistent with the relevant parts of the Prospectus.

The Remuneration Policy of Investment Fund Services Limited is available from www.ifslfunds.com. This Policy describes how remuneration and benefits are calculated and the governance arrangements in place around these payments. A paper copy of this Policy is also available free of charge upon request.



Key Investor Information

This document provides you with key investor information about this Fund. It is not marketing material. The information is required by law to help you understand the nature and the risks of investing in this Fund. You are advised to read it so you can make an informed decision about whether to invest.

Invesco UK Opportunities Fund (UK) (the "Fund")

A fund of Invesco UK Investment Series (the "Company")

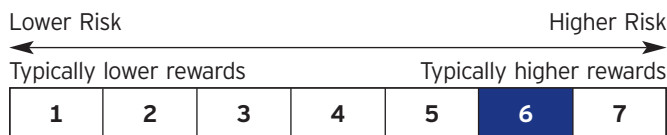
Z Income share class (ISIN: GB00B8N46T57) (the "Share Class")

The Fund is managed by Invesco Fund Managers Limited, part of the Invesco Group.

Objectives and Investment Policy

- The objective of the Fund is to achieve long-term (5 years plus) capital growth.
- The Fund invests at least 80% of its assets in shares of companies incorporated, domiciled or carrying out the main part of their economic activity in the UK.
- The Fund may use derivatives (complex instruments) to manage the Fund more efficiently, with the aim of reducing risk, reducing costs and/or generating additional capital or income.
- The Fund has an active investment approach based on stock selection driven by the fund manager's assessment of valuation. The Fund is not constrained by a benchmark and has a flexible approach with no inbuilt bias to sector or company size, investing in what the fund manager believes are the best opportunities, in a typically concentrated portfolio of 35-45 stocks.
- The reference to (UK) in the Fund's name only relates to the Fund's domicile and is unrelated to the Fund's objective and investment policy.
- You can buy, sell and switch shares in the Fund on any Dealing Day (as defined in the Prospectus).
- Any income from your investment will be paid annually.
- Recommendation: The Fund may not be appropriate if you plan to withdraw your money within 5 years.

Risk and Reward Profile



- The Share Class is in risk category 6 due to the rises and falls of its price or simulated data in the past.
- As the Share Class' risk category has been calculated using historical data, it may not be a reliable indication of the Share Class' future risk profile.
- The risk category may change in the future and is not guaranteed.
- The lowest category does not mean a risk free investment.

Other Risks

- The value of investments and any income will fluctuate (this may partly be the result of exchange rate fluctuations) and you may not get back the full amount invested. Over time, inflation may erode the value of investments.
- The Fund typically has a concentrated number of holdings and may have a higher degree of risk than a fund which invests in a broader range of holdings.
- The Fund may use derivatives (complex instruments) in an attempt to reduce the overall risk of its investments, reduce the costs of investing and/or generate additional capital or income, although this may not be achieved. The use of such complex instruments may result in greater fluctuations of the value of the Fund. The Manager, however, will ensure that the use of derivatives within the Fund does not materially alter the overall risk profile of the Fund.
- The Fund is invested in companies primarily domiciled in one country, any unfavourable conditions presented on them through country-specific conditions such as changes in regulation, business or economic policy may have a more negative impact on the Fund's performance than on the performance of a fund that is geographically diversified.
- A more detailed description of risk factors that apply to this Fund is set out in Section 29 of the Prospectus.

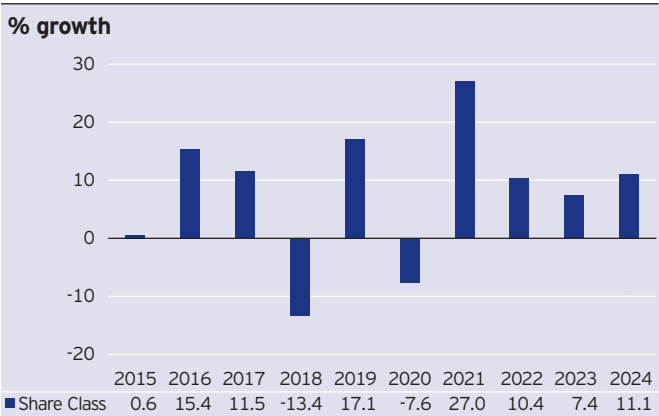
Charges

The charges you pay are used to pay the costs of running the Fund, including the costs of marketing and distributing it. These charges reduce the potential growth of your investment.

One-off charges taken before or after you invest	
Entry charge	None
Exit charge	None
Any charges shown above are the maximum that might be taken out of your money before it is invested.	
Charges taken from the Share Class over a year	
Ongoing charge	0.86%
Charges taken from the Share Class under certain specific conditions	
Performance fee	None

- The ongoing charge figure reflects the fund management fee, a fixed fee. The figure excludes indirect ongoing costs and portfolio transaction costs.
- For a full breakdown of the fund's charges please see the Costs and Charges document on our website: www.invesco.com/uk/icvc-charges

Past Performance



- Fund launch date: 12 June 1987.
- Share Class launch date: 12 November 2012.
- The base currency of the Fund is Sterling.
- Performance figures are calculated in Sterling.
- Performance figures are calculated inclusive of reinvested income and net of the ongoing charge and portfolio transaction costs.
- Past performance is not a guide to future returns.

Practical Information

- Depositary: Citibank UK Limited
- The UK tax regime may have an impact on your personal tax position.
- Invesco Fund Managers Limited may be held liable solely on the basis of any statement contained in this document that is misleading, inaccurate or inconsistent with the relevant parts of the Prospectus.
- The Company is structured by having different funds. The assets and liabilities of each fund are segregated by UK Law. As a consequence the assets of the Fund will not be available to meet the liabilities of another fund within the Company.
- You are entitled to switch from this Fund to another fund within the Invesco ICVC fund range on request.
- More share classes are available for this Fund. You can find more information on our website.
- You can check the latest price for this Share Class on our website.
- Information on our remuneration policy is available on our website and can be obtained, free of charge, upon request.
- Further details can be found in the Prospectus and the Annual and Interim Reports, which can be obtained in English, free of charge, from www.invesco.com/UK or by calling us on 0800 085 8677.

KEY INVESTOR INFORMATION

This document provides you with Key Investor Information about this Fund. It is not marketing material. The information is required by law to help you understand the nature and the risks of investing in this Fund. You are advised to read it so you can make an informed decision about whether to invest.

Janus Henderson

Global Technology Leaders Fund Class I Acc ISIN: GB0007716078

A sub-fund of Janus Henderson Global Funds, a UK OEIC managed by Janus Henderson Fund Management UK Limited.

Fund Currency: GBP Share Class Currency: GBP

Objective and investment policy

Objective

The Fund aims to provide capital growth over the long term.

Performance target: To outperform the MSCI ACWI Information Technology Index + MSCI ACWI Communication Services Index, after the deduction of charges, over any 5 year period.

Investment policy

The Fund invests at least 90% of its assets in a portfolio of shares (also known as equities) of companies, of any size, including smaller capitalization companies, which are technology-related or derive profits from technology, in any country. The portfolio may be concentrated in terms of its number of holdings and/or the size of its largest holdings.

The Fund may also invest in other assets including cash.

The Investment Manager may use derivatives (complex financial instruments) to reduce risk or to manage the Fund more efficiently.

The Fund is actively managed with reference to the MSCI ACWI Information Technology Index + MSCI ACWI Communication Services Index (together the "Index"), which is broadly representative of the companies in which it may invest, as this forms the basis of the Fund's performance target. The Investment Manager has discretion (subject to applicable regulations) to choose investments for the Fund with weightings different to the index or not in the index, which may result in material differences in performance between the Fund and the Index.

As an additional means of assessing the performance of the Fund, the IA Technology and Technology Innovations sector average, which is based on a peer group of broadly similar funds, may also provide a useful comparator.

Strategy

The Investment Manager seeks to identify undervalued growth companies where the scale or persistence of earnings growth is underappreciated by the market. The strategy looks to invest pro-actively in the long term drivers of technology adoptions and disruptions - navigating the hype cycle (different stages in the development of a technology from conception to widespread adoption) by focusing on companies with high quality management and strong barriers to entry at a reasonable price.

Other Information The Investment Manager will seek to promote environmental, social and/or governance (ESG) principles in managing the Fund, which may include the exclusion of issuers that the Investment Manager considers could contribute to significant ESG harm, as further described in the prospectus.

Distribution policy The Fund offers accumulation shares (shares in which net income is retained within the price).

Recommendation This Fund may not be appropriate for investors who plan to withdraw their money within 5 years.

The Fund is designed to be used only as one component of several in a diversified investment portfolio. Investors should consider carefully the proportion of their portfolio invested into this Fund.

You can buy, sell or switch shares in the Fund on any dealing day and according to certain restrictions, both defined in detail in the Company's Prospectus.

For an explanation of some of the terms used in this document, please visit the glossary on our website at www.janushenderson.com.

Risk and reward profile



The value of an investment and any income from it can go up or down. When you sell your shares they may be worth less than you paid for them.

The rating above is based on the historic volatility of the share class. Historic data may not be a reliable indication of the future risk profile of the Fund. The rating is not guaranteed and may change over time.

The share class appears at 6 out of 7. Share classes in higher categories have shown greater and/or more frequent variations in Net Asset Value in the past five years than those in lower categories. The lowest category does not mean risk free.

Other material risks not captured by the rating:

Equities Shares/Units can lose value rapidly, and typically involve higher risks than bonds or money market instruments. The value of your investment may fall as a result.

Country or Region If a Fund has a high exposure to a particular country or geographical region it carries a higher level of risk than a Fund which is more broadly diversified.

Investment Focus The Fund is focused towards particular industries or investment themes and may be heavily impacted by factors such as changes

in government regulation, increased price competition, technological advancements and other adverse events.

Concentration This Fund may have a particularly concentrated portfolio relative to its investment universe or other funds in its sector. An adverse event impacting even a small number of holdings could create significant volatility or losses for the Fund.

Derivatives The Fund may use derivatives with the aim of reducing risk or managing the portfolio more efficiently. However this introduces other risks, in particular, that a derivative counterparty may not meet its contractual obligations.

Exchange Rates If the Fund holds assets in currencies other than the base currency of the Fund, or you invest in a share/unit class of a different currency to the Fund (unless hedged, i.e. mitigated by taking an offsetting position in a related security), the value of your investment may be impacted by changes in exchange rates.

Liquidity Securities within the Fund could become hard to value or to sell at a desired time and price, especially in extreme market conditions when asset prices may be falling, increasing the risk of investment losses.

Counterparty Risk and Operational Risk The Fund could lose money if a counterparty with which the Fund trades becomes unwilling or unable to meet its obligations, or as a result of failure or delay in operational processes or the failure of a third party provider.

For more information please see the Company's Prospectus.

Charges

The charges you pay are used to pay the costs of running the Fund, including the costs of managing and distributing it. These charges reduce the potential growth of your investment.

If you invest through a third party provider you are advised to consult them directly as charges, performance and terms and conditions may differ materially to those shown in this document.

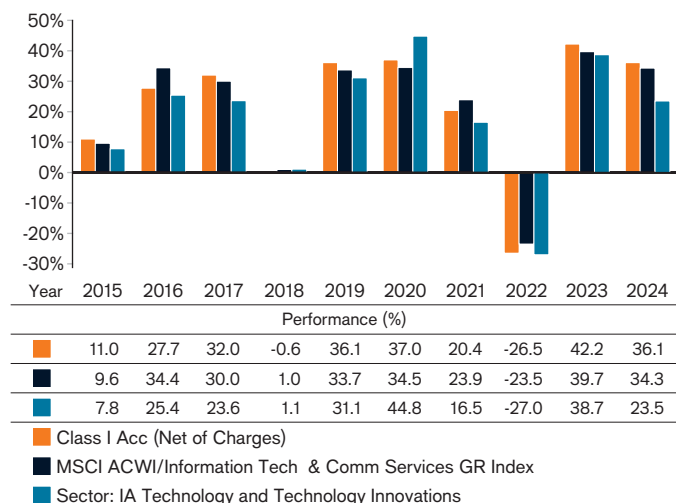
One-off charges taken before or after you invest*

Entry Charge	0.00%
Exit Charge	0.00%**

* The charges shown are maximum figures. In some cases you may pay less.

** Subject to a charge of up to 3.00% where the Manager suspects excessive trading by an investor (and specifically on subscriptions held for less than 90 days).

Past performance



Charges taken from the Fund over a year

Ongoing Charges	0.88%
-----------------	-------

The ongoing charge figure is an estimate of the expected future charges. The figure for ongoing charges excludes portfolio transaction costs, except in the case of an initial charge paid by the Fund when buying shares or units in another Fund.

For more information about Charges please see the Company's Prospectus.

The past performance is calculated in GBP.

The Fund and the share class were launched in October 1984.

Past performance does not predict future returns.

The past performance takes into account all charges except one-off charges.

The Fund does not aim to track the performance of the benchmark.

Practical information

Depository: NatWest Trustee and Depositary Services Limited.

To obtain more information: This Key Investor Information Document may not contain all the information you need.

For the last published price of shares in the Fund or any additional information on the Fund, or to obtain the Company's prospectus or the annual/semi-annual report, please visit www.janushenderson.com. Documents are available free of charge in English and certain other languages. You may also contact the registered office of the Fund at 201 Bishopsgate, London EC2M 3AE, or your local representative office.

Tax: Investors should note that the tax legislation that applies to the Fund may have an impact on the personal tax position of their investment in the Fund.

Contact your adviser to discuss tax treatment, suitability of this investment, and other questions.

Notices: Janus Henderson Fund Management UK Limited may be held liable solely on the basis of any statement contained in this document

that is misleading, inaccurate or inconsistent with the relevant parts of the Prospectus for the Fund.

The assets of each sub-fund are segregated, meaning that each sub-fund is insulated from any losses or claims associated with the other sub-funds. Further information about dealing and switching to other share classes of this Fund or other Funds in this OEIC may be obtained by visiting www.janushenderson.com or found in the Company's prospectus.

The details of the up-to-date remuneration policy of the Manager are available at www.janushenderson.com. A paper copy of the remuneration policy will be made available free of charge upon request. These include a description of how pay and benefits are worked out and the people or committee members responsible for awarding them.

The Fund and Janus Henderson Fund Management UK Limited are authorised in the UK and regulated by the Financial Conduct Authority ("FCA").

This Key Investor Information is accurate as at 11 February 2025.

Key Investor Information

This document provides you with key investor information about this Fund. It is not marketing material. The information is required by law to help you understand the nature and the risks of investing in this Fund. You are advised to read it so you can make an informed decision about whether to invest.



Jupiter India Fund I-Class

I-Class Accumulation Units, ISIN: GB00B4TZHH95

The Manager is Jupiter Unit Trust Managers Limited.

Objectives and investment policy

Objective

The Fund objective is to provide a return, net of fees, higher than that provided by the MSCI India Index over the long term (at least five years).

Policy

At least 70% of the Fund is invested in shares of companies based in India and in shares of investment trusts and other closed or open-ended funds, including other funds managed or operated by Jupiter or an associate of Jupiter, that are themselves dedicated to investments in India. A maximum of 10% in aggregate may be held in companies based in Pakistan, Sri Lanka and Bangladesh.

Up to 30% of the Fund may be invested in other transferable securities (including shares of companies based anywhere in the world), open-ended funds (including funds managed by Jupiter and its associates), cash, near cash, money market instruments and deposits.

The Fund may use derivatives (i.e. financial contracts whose value is linked to the expected price movements of an underlying investment) with the aim of reducing the overall costs and/or risks of the Fund.

Strategy

The fund manager takes a security-specific, 'Growth at a Reasonable Price' approach seeking to invest in companies which are 'best in class' growth companies benefitting from structural trends at reasonable valuations or where a growth opportunity is not fully reflected in the share price. The Fund will tend to invest in a well diversified portfolio of companies, across the market capitalisation spectrum, although more substantial positions will be

held where the manager has the highest conviction which could lead to a meaningful allocation in small and medium sized companies.

Benchmarks

Target benchmark - MSCI India Index

The MSCI India Index is an industry standard index and is one of the leading representations of Indian stock markets. It is easily accessible and provides a fair reflection of the Fund Manager's investment universe and a good relative measure to assess performance outcomes.

Active Management

The Fund is actively managed. This means the fund manager is taking investment decisions with the intention of achieving the Fund's investment objective; this may include decisions regarding asset selection, regional allocation, sector views and overall level of exposure to the market. The fund manager is not in any way constrained by the benchmark in their portfolio positioning, and will not hold all, or indeed may not hold any, of the benchmark constituents.

Recommendation

This fund may not be suitable for investors who plan to withdraw their capital within 5 years.

Any income arising in relation to this unit class will be accumulated (i.e. automatically reinvested and reflected in the price of the shares).

Investors are able to buy and sell units during any business day between 9am and 5.30pm. If you tell us to buy or sell units before 12pm on any business day we will make the transaction on the same day. If you tell us to buy or sell units after 12pm we will make the transaction on the following business day.

Risk and reward profile

The Risk and Reward Indicator table demonstrates where the Fund ranks in terms of its potential risk and reward. The higher the rank the greater the potential reward but the greater the risk of losing money. It is based on past data, may change over time and may not be a reliable indication of the future risk profile of the Fund. The shaded area in the table below shows the Fund's ranking on the Risk and Reward Indicator.

Typically lower rewards, lower risk Typically higher rewards, higher risk



- The lowest category does not mean 'no risk'.
- The Fund is in this category due to the nature of its investments and previous levels of volatility (how much the value of the Fund rises and falls).
- **Currency (FX) Risk** - The Fund can be exposed to different currencies and movements in foreign exchange rates can cause the value of investments to fall as well as rise.
- **Pricing Risk** - Price movements in financial assets mean the value of assets can fall as well as rise, with this risk typically amplified in more volatile market conditions.
- **Market Concentration Risk (Geographical Region/Country)** - Investing in a particular country or geographic region can cause the value of this investment to rise or fall more relative to investments whose focus is spread more globally in nature.

- **Derivative risk** - the Fund may use derivatives to reduce costs and/or the overall risk of the Fund (this is also known as Efficient Portfolio Management or "EPM"). Derivatives involve a level of risk, however, for EPM they should not increase the overall riskiness of the Fund.
- **Emerging Markets Risk** - Emerging markets are potentially associated with higher levels of political risk and lower levels of legal protection relative to developed markets. These attributes may negatively impact asset prices.
- **Liquidity Risk** - Some investments may be hard to value or sell at a desired time and price. In extreme circumstances this may affect the Fund's ability to meet redemption requests upon demand.
- **Liquidity Risk (general)** - During difficult market conditions there may not be enough investors to buy and sell certain investments. This may have an impact on the value of the Fund.
- **Counterparty Default Risk** - the risk of losses due to the default of a counterparty e.g. on a derivatives contract or a custodian that is safeguarding the Fund's assets.
- **Smaller Companies** - The Fund invests in smaller companies, which can be less liquid than investments in larger companies and can have fewer resources than larger companies to cope with unexpected adverse events. In less favourable market conditions these companies may therefore under-perform larger companies and the Fund may under-perform funds that invest predominantly in larger companies.
- For a more detailed explanation of risk factors, please refer to the "Risk Factors" section of the Scheme Particulars.

Charges

One-off charges taken before or after you invest

Entry charge None

Exit charge None

This is the maximum that might be taken out of your money before it is invested and before the proceeds of your investment are paid out. In some cases, you might pay less and you can find out the actual entry and exit charges from your financial adviser or distributor.

Charges taken from the Fund over a year

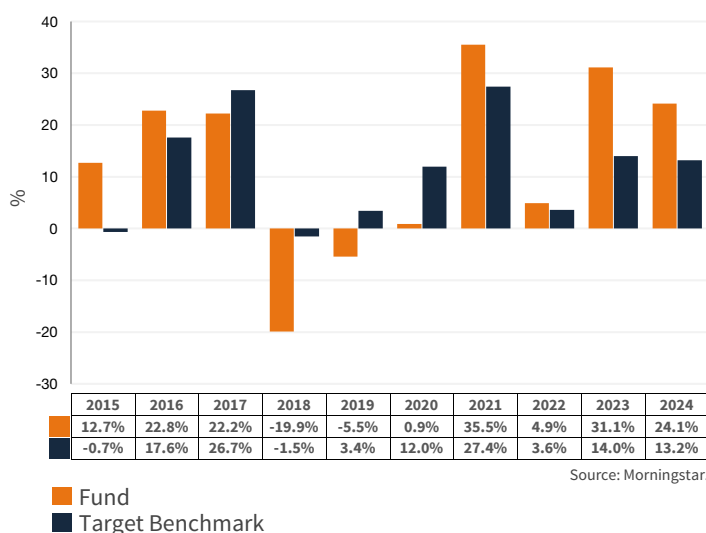
Ongoing charges 1.00%

Charges taken from the Fund under specific conditions

Performance fee None

- The charges you pay are used to pay the costs of running the Fund, including the costs of marketing and distributing it. These charges reduce the potential growth of your investment.
- The ongoing charges figure is based on the fixed annual charge as detailed in the Scheme Particulars. With effect from 23/02/24 the fixed annual charge may be subject to a discount based on the value of the Fund's scheme property. The current discount rate, if applicable, can be found at www.jupiteram.com/uk/en/professional/tiered-pricing-on-the-fixed-annual-charge/. Where the Fund invests in other underlying funds, which may include closed-ended funds such as investment trusts, the ongoing charges figure will include the ongoing charges for those funds, and will therefore vary from year to year. The ongoing charges figure excludes portfolio transaction costs, except in the case of an entry/ exit charge paid by the Fund when buying or selling shares in another collective investment undertaking.
- Further information about charges is available in sections 18 and 19 of the Scheme Particulars which are available from Jupiter on request.

Past performance



- Past performance is not a guide to future performance.
- Fund launch date: 29/02/2008
- Share/unit class launch date: 19/09/2011
- Performance is calculated in GBP.
- The past performance shown in the chart includes all charges except any entry and exit charges.
- Target Benchmark - MSCI India

Practical information

- The Trustee and Depositary of the Fund is Northern Trust Investor Services Limited ("NTISL"). NTISL has delegated custody services to The Northern Trust Company, London Branch.
- Further information can be found by requesting the Scheme Particulars or annual and half-yearly report and accounts which are available from Jupiter on request by contacting our Customer Services Team on 0800 561 4000. These documents are available in English and are free of charge.
- Jupiter operates a Group-wide remuneration policy, overseen by an independent Remuneration Committee. Details of this policy, including an overview of remuneration elements and associated governance processes, are set out on our website www.dms-api.jupiteram.instinctcentral.io/documents/permalink/Jupiter-Remuneration-Policy.pdf. A paper copy of these Remuneration Disclosures is available free of charge, upon request.
- Unit prices can be found by visiting the Jupiter website, www.jupiteram.com.
- Tax law may have an impact on your own tax position. We advise you to take tax advice where necessary.
- Jupiter Unit Trust Managers Limited may be held liable solely on the basis of any statement contained in this document that is misleading, inaccurate or inconsistent with the relevant parts of the Scheme Particulars of the Fund.
- Other unit classes are available. Further information is available from Jupiter on request.

Key Investor Information

This document provides you with key investor information about this Fund. It is not marketing material. The information is required by law to help you understand the nature and the risks of investing in this Fund. You are advised to read it so you can make an informed decision about whether to invest.



Jupiter Japan Income Fund IH Class

IH Class Income Units, ISIN: GB00B6496D90

The Manager is Jupiter Unit Trust Managers Limited.

Objectives and investment policy

Objective

The Fund objective is to provide income together with the prospect of capital growth in order to provide a return, net of fees, higher than that provided by the TOPIX Index over the long term (at least five years).

Policy

At least 70% of the Fund is invested in shares of companies based in Japan.

Up to 30% of the Fund may be invested in other transferable securities (including shares of companies based anywhere in the world), open-ended funds (including funds managed by Jupiter and its associates), cash, near cash, money market instruments and deposits.

The Fund may use derivatives (i.e. financial contracts whose value is linked to the expected price movements of an underlying investment) with the aim of reducing the overall costs and/or risks of the Fund.

Strategy

The fund manager takes a fundamental approach to selecting individual securities in order to construct a portfolio which gives investors broad exposure to Japanese equities.

The fund manager will apply a disciplined process to identify shares of companies which are well-managed, have competitive advantage and have the ability and willingness to grow shareholder pay-outs over time.

The Fund will tend to invest in a carefully selected number of companies where the manager has the highest conviction.

Benchmarks

Target benchmark – TOPIX Index

The TOPIX Index is an industry standard index and is one of the leading representations of Japanese stock markets. It is easily accessible and

provides a fair reflection of the Fund Manager's investment universe and a good relative measure to assess performance outcomes.
Comparator benchmark - IA Japan Sector

Many funds sold in the UK are grouped into sectors by the Investment Association (the trade body that represents UK investment managers), to help investors to compare funds with broadly similar characteristics. This Fund is classified in the IA Japan Sector.

Active Management

The Fund is actively managed. This means the fund manager is taking investment decisions with the intention of achieving the Fund's investment objective; this may include decisions regarding asset selection, regional allocation, sector views and overall level of exposure to the market. The fund manager is not in any way constrained by the benchmark in their portfolio positioning, and will not hold all, or indeed may not hold any, of the benchmark constituents.

Recommendation

This fund may not be suitable for investors who plan to withdraw their capital within 5 years.

Any income arising in relation to this unit class will be distributed to investors on a regular basis.

Investors are able to buy and sell units during any business day between 9am and 5.30pm. If you tell us to buy or sell units before 12pm on any business day we will make the transaction on the same day. If you tell us to buy or sell units after 12pm we will make the transaction on the following business day.

This unit class will aim to remove the effect currency fluctuations between British Sterling and Japanese Yen have on Fund performance (both positive and negative).

Risk and reward profile

The Risk and Reward Indicator table demonstrates where the Fund ranks in terms of its potential risk and reward. The higher the rank the greater the potential reward but the greater the risk of losing money. It is based on past data, may change over time and may not be a reliable indication of the future risk profile of the Fund. The shaded area in the table below shows the Fund's ranking on the Risk and Reward Indicator.

Typically lower rewards, lower risk Typically higher rewards, higher risk



- The lowest category does not mean 'no risk'.
- The Fund is in this category due to the nature of its investments and previous levels of volatility (how much the value of the Fund rises and falls).
- **Currency (FX) Risk** - The Fund can be exposed to different currencies and movements in foreign exchange rates can cause the value of investments to fall as well as rise.
- **Pricing Risk** - Price movements in financial assets mean the value of assets can fall as well as rise, with this risk typically amplified in more volatile market conditions.

- **Market Concentration Risk (Geographical Region/Country)** - Investing in a particular country or geographic region can cause the value of this investment to rise or fall more relative to investments whose focus is spread more globally in nature.
- **Derivative risk** - the Fund may use derivatives to reduce costs and/or the overall risk of the Fund (this is also known as Efficient Portfolio Management or "EPM"). Derivatives involve a level of risk, however, for EPM they should not increase the overall riskiness of the Fund.
- **Liquidity Risk (general)** - During difficult market conditions there may not be enough investors to buy and sell certain investments. This may have an impact on the value of the Fund.
- **Counterparty Default Risk** - The risk of losses due to the default of a counterparty on a derivatives contract or a custodian that is safeguarding the Fund's assets.
- **Charges from capital** - All of the Fund's charges are taken from capital. Should there not be sufficient capital growth in the Fund this may cause capital erosion.
- For a more detailed explanation of risk factors, please refer to the "Risk Factors" section of the Scheme Particulars.

Charges

One-off charges taken before or after you invest

Entry charge	None
Exit charge	None

This is the maximum that might be taken out of your money before it is invested and before the proceeds of your investment are paid out. In some cases, you might pay less and you can find out the actual entry and exit charges from your financial adviser or distributor.

Charges taken from the Fund over a year

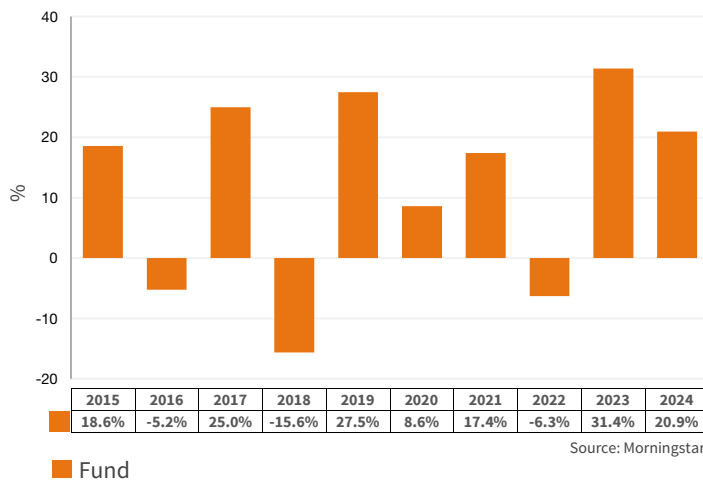
Ongoing charges	1.04%
-----------------	-------

Charges taken from the Fund under specific conditions

Performance fee	None
-----------------	------

- The charges you pay are used to pay the costs of running the Fund, including the costs of marketing and distributing it. These charges reduce the potential growth of your investment.
- The ongoing charges figure is based on the fixed annual charge as detailed in the Scheme Particulars. With effect from 23/02/24 the fixed annual charge may be subject to a discount based on the value of the Fund's scheme property. The current discount rate, if applicable, can be found at www.jupiteram.com/uk/en/professional/tiered-pricing-on-the-fixed-annual-charge/. Where the Fund invests in other underlying funds, which may include closed-ended funds such as investment trusts, the ongoing charges figure will include the ongoing charges for those funds, and will therefore vary from year to year. The ongoing charges figure excludes portfolio transaction costs, except in the case of an entry/ exit charge paid by the Fund when buying or selling shares in another collective investment undertaking.
- Further information about charges is available in sections 18 and 19 of the Scheme Particulars which are available from Jupiter on request.

Past performance



- Past performance is not a guide to future performance.
- Fund launch date: 15/09/2005
- Share/unit class launch date: 28/06/2010
- Performance is calculated in GBP. No index is available to provide a useful performance comparison for this hedged share class.
- The past performance shown in the chart includes all charges except any entry and exit charges.

Practical information

- The Trustee and Depositary of the Fund is Northern Trust Investor Services Limited ("NTISL"). NTISL has delegated custody services to The Northern Trust Company, London Branch.
- Further information can be found by requesting the Scheme Particulars or annual and half-yearly report and accounts which are available from Jupiter on request by contacting our Customer Services Team on 0800 561 4000. These documents are available in English and are free of charge.
- Jupiter operates a Group-wide remuneration policy, overseen by an independent Remuneration Committee. Details of this policy, including an overview of remuneration elements and associated governance processes, are set out on our website www.dms-api.jupiteram.instinctcentral.io/documents/permalink/Jupiter-Remuneration-Policy.pdf. A paper copy of these Remuneration Disclosures is available free of charge, upon request.
- Unit prices can be found by visiting the Jupiter website, www.jupiteram.com.
- Tax law may have an impact on your own tax position. We advise you to take tax advice where necessary.
- Jupiter Unit Trust Managers Limited may be held liable solely on the basis of any statement contained in this document that is misleading, inaccurate or inconsistent with the relevant parts of the Scheme Particulars of the Fund.
- Other unit classes are available. Further information is available from Jupiter on request.

Key Investor Information

This document provides you with key investor information about this fund. It is not marketing material. The information is required by law to help you understand the nature and the risks of investing in this fund. You are advised to read it so you can make an informed decision about whether to invest.

Legal & General Cash Trust Unit Class I GBP Income - ISIN: GB00BJKGG240

The authorised fund manager of the Fund is Legal & General (Unit Trust Managers) Limited (the "Manager").

OBJECTIVES AND INVESTMENT POLICY

- The objective of this Fund is to maintain capital and to provide a return in line with money market rates, before charges.
- The Fund will generally invest in short term deposits, certificates of deposit, government bonds (predominantly UK) issued in pounds sterling (a type of loan that pays interest) and Repos. Repos are an agreement between two parties to sell or buy an asset and later reverse the trade at an agreed date and price.
- Where the Manager considers it appropriate, for example, in times of market stress, the Fund may be significantly invested in government and public securities.
- The maximum maturity of the instruments the Fund invests in is 397 days but the Fund must maintain a weighted average maturity of less than 60 days.
- The bonds that the Fund invests in must be investment grade (rated as lower risk). Investment grade bonds are bonds that have achieved a higher credit rating from a rating agency. Credit ratings give an indication of how likely it is that the issuer of a bond will be able to pay back interest and the loan on time.
- The Fund may use derivatives (contracts which have a value linked to the price of another asset) to:
 - reduce risk or cost; or
 - generate additional capital or income with no, or an acceptably low, level of risk.

Other information:

- The Fund is actively managed as the Manager uses their expertise to select investments to achieve the Fund's objective.
- The IA Short Term Money Market is a benchmark which is used as a performance comparator of the Fund. See the Past Performance section for further details.
- The Fund is a short-term variable net asset value money market fund.
- Your units will be income units. Income from the Fund's investments will be paid out to you every three months (as dividends). This will reduce your capital growth accordingly.
- You can buy or sell units in this Fund on any business day. You need to contact us with your instruction before 12 noon. This is the time we calculate unit prices for this Fund. If you contact us after 12 noon, the units will be bought or sold at the next business day's price.
- The Fund's base currency is denominated in GBP.
- This Fund is designed for investors looking to preserve their money from an investment in deposits and short term instruments.
- This Fund may be appropriate for investors looking to invest for a short period of time.
- If you do not understand this document we recommend you seek additional information to help you decide if this Fund is right for you.

RISK AND REWARD PROFILE



1	2	3	4	5	6	7
---	---	---	---	---	---	---

- The Risk and Reward Indicator table demonstrates where the Fund ranks in terms of its potential risk and reward. The higher the rank the greater the potential reward but the greater the risk of losing money. It is not guaranteed to remain the same and may change over time. It is based on historical data and may not be a reliable indication of the future risk profile of the Fund. The shaded area in the table above shows the Fund's ranking on the Risk and Reward Indicator.
- The Fund is in category 1 as it invests in instruments which are very liquid, have short maturities which have a high credit rating and are considered lower risk than longer maturing securities.
- Even a fund in the lowest category is not a risk free investment.
- The value of your investment and any income you take from it may fall as well as rise and is not guaranteed. You might get back less than you invest. Further information on the risks of investing in this fund is contained in the Prospectus available at www.legalandgeneral.com/reports.
- The risk and reward indicator may not take account of the following risks of investing in the Fund:
 - When interest rates are low or negative and if the Fund's income is not enough to pay the charges, the Fund's capital will be used instead. This may cause capital erosion and the value of the Fund to fall. Where interest rates

are negative, you may not receive interest payments and the value of your Fund may decrease.

- Derivatives are highly sensitive to changes in the value of the asset on which they are based and can increase the size of losses and gains.
- The Fund could lose money if any institutions providing services such as acting as counterparty to derivatives or other instruments, becomes unwilling or unable to meet its obligations to the Fund.
- The Fund has money on deposit with companies such as banks or other financial institutions and invests in bonds which are issued by the government. If these companies or the government experience financial difficulty, they may be unable to pay back some or all of the interest, original investment or other payments that they owe. If this happens, the value of the Fund may fall.
- This Fund holds bonds that are traded through agents, brokers or investment banks matching buyers and sellers. This makes the bonds less easy to buy and sell than investments traded on an exchange. In exceptional circumstances the Fund may not be able to sell bonds and may defer withdrawals, or suspend dealing. The Directors can only delay paying out if it is in the interests of all investors and with the permission of the Fund depositary.
- Investment returns on bonds are sensitive to trends in interest rate movements. Such changes will affect the value of your investment.
- We may take some or all of the ongoing charges from the Fund's capital rather than the Fund's income. This increases the amount of income, but it reduces the growth potential and may lead to a fall in the value of the Fund.



CHARGES

The charges you pay are used to pay the costs of running the Fund, including the costs of marketing and distributing it. These charges reduce the potential return from your investment.

One-off charges taken before or after you invest	
Entry charge	0.00%
Exit charge	0.00%
This is the maximum that might be taken out of your money before it is invested.	
The price for buying and selling units is subject to a Dilution Adjustment See opposite.	
Charges taken from the fund over each year	
Ongoing charge	0.15%
Charges taken from the fund under certain specific conditions	
Performance fee	None

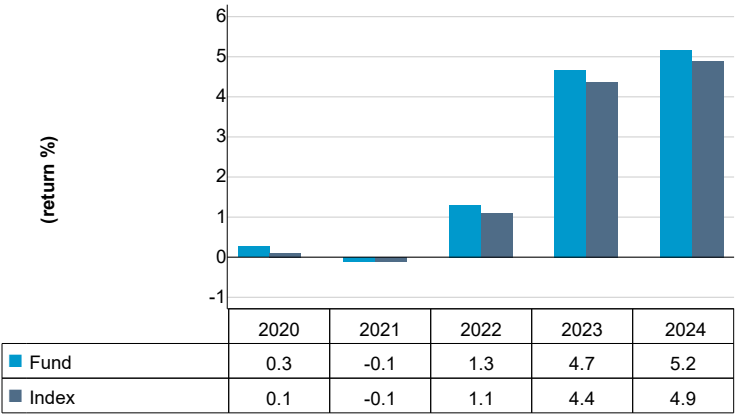
- There are no entry or exit charges.
- The ongoing charges figure is based on the latest available expenses at December 2024. This figure may vary from year to year.
- This Fund's ongoing charges include any charges made by any other funds it may invest in. They exclude portfolio transaction costs.
- The ongoing charges are taken from the Income of the Fund.

Other costs:

- **Dilution adjustment:** On any day, the prices for buying or selling units in this Fund are the same. The Fund manager calculates a single price for this Fund based on the mid-point between the buying and selling prices of the Fund's assets. In certain circumstances, the Fund manager can adjust this price to account for whether there is more money going into or coming out of the Fund. This is called a 'dilution adjustment'.
- This can vary but as an example for this Fund we estimate 0.00% for purchases and 0.00% for sales at 31 December 2024. The amount of the dilution adjustment may differ in future.

For more information about charges and costs, please see the charges and expenses section in the Fund's Prospectus, or visit our website at www.legalandgeneral.com/chargesandfees.

PAST PERFORMANCE



- Past performance is not a guide to future performance.
- The figures for the Fund take into account the ongoing charges and assume income (after any tax) is reinvested.
- The performance has been calculated in GBP.
- The annual return is for a 12 month period ending 31 December.
- The Fund launched in 1992.
- This unit class launched in 2019.
- To assess the performance of the Fund, it can be compared to the IA sector, Short Term Money Market (referred to as the "Comparator" in the chart opposite).

PRACTICAL INFORMATION

- The trustee and depositary is Northern Trust Investor Services Limited.
- You can obtain further information about the Fund including copies of its prospectus and the latest annual and semi-annual reports at www.legalandgeneral.com/reports. Paper copies of these documents are also available free of charge in English from Legal & General Investments, PO Box 6080, Wolverhampton WV1 9RB.
- Investors can get other practical information, including the latest prices, dilution adjustment and details of any other unit classes that are available, by calling us on **0370 050 0955** Monday to Friday between 9:00a.m. to 5:00p.m. Call charges will vary.
- This Fund is subject to the tax legislation of the United Kingdom, which may have an impact on each investor's personal tax position.
- Legal & General (Unit Trust Managers) Limited may be held liable solely on the basis of any statement contained in this document that is misleading, inaccurate or inconsistent with the relevant parts of the Prospectus for the Fund.
- Details of our Remuneration Policy including our Remuneration Committee and how remuneration and benefits are calculated can be accessed from www.lgim.com/remuneration. A paper copy is also available free of charge upon request.

Key Investor Information

This document provides you with key investor information about this fund. It is not marketing material. The information is required by law to help you understand the nature and the risks of investing in this fund. You are advised to read it so you can make an informed decision about whether to invest.

Legal & General Global Health and Pharmaceuticals Index Trust Unit Class I GBP Accumulation - ISIN: GB00B0CNH387

The authorised fund manager of the Fund is Legal & General (Unit Trust Managers) Limited (the "Manager").

OBJECTIVES AND INVESTMENT POLICY

- The objective of the Fund is to track performance of the FTSE World Index - Health Care, the **"Benchmark Index"** on a net total return basis before fees and expenses are applied. Fund performance may differ from the Benchmark Index due to the deduction of fees and expenses and the impact of any tracking error factors.
 - The Benchmark Index is comprised of shares in companies engaged in health, pharmaceuticals and biotechnology.
 - The Fund seeks to replicate the Benchmark Index and its investments will closely match those that make up the Benchmark Index.
 - The Fund will have at least 90% exposure (directly or through depositary receipts (a certificate issued by a bank representing shares in a foreign company such as American depositary receipts and global depositary receipts)) to assets that are included in the Benchmark Index.
 - The Fund may also invest in shares which are reasonably expected to become part of the Benchmark Index in the near future or are an alternative to a constituent of the Benchmark Index, money market instruments (such as treasury bills), depositary receipts, cash, deposits and collective investment schemes, including those managed or operated by the Manager or an associate of the Manager.
 - The Fund may use derivatives (contracts which have a value linked to the price of another asset) to:
 - reduce risk or cost; or
 - generate additional capital or income with no, or an acceptably low, level of risk.
- Other information:**
- The Fund is passively managed as it tracks the Benchmark Index.
 - Your units will be accumulation units. Income from the Fund's investments (dividends) will be reinvested back into the value of your units.
 - You can buy or sell units in this Fund on any business day. You need to contact us with your instruction before 3pm. This is the time we calculate unit prices for this Fund. If you contact us after 3pm, the units will be bought or sold at the next business day's price.
 - The Fund's base currency is denominated in GBP.
 - This Fund may be suitable for investors looking to invest in health, pharmaceuticals and biotechnology company shares as represented by the Benchmark Index.
 - Although investors can take their money out at any time, this Fund may not be appropriate for those who plan to withdraw their money within five years.
 - This Fund is not designed for investors who cannot afford more than a minimal loss of their investment.
 - If you do not understand this document we recommend you seek additional information to help you decide if this Fund is right for you.

RISK AND REWARD PROFILE



- The Risk and Reward Indicator table demonstrates where the Fund ranks in terms of its potential risk and reward. The higher the rank the greater the potential reward but the greater the risk of losing money. It is not guaranteed to remain the same and may change over time. It is based on historical data and may not be a reliable indication of the future risk profile of the Fund. The shaded area in the table above shows the Fund's ranking on the Risk and Reward Indicator.
 - The Fund is in category 5 because it invests in company shares which are sensitive to variations in the stock market. The value of company shares can change substantially over short periods of time. Company shares are generally considered to be higher risk investments than bonds or cash.
 - Even a fund in the lowest category is not a risk free investment.
 - The value of your investment may fall as well as rise and is not guaranteed. You might get back less than you invest.
- Further information on the risks of investing in this fund is contained in the

- Prospectus available at www.legalandgeneral.com/reports.
- The risk and reward indicator may not take account of the following risks of investing in the Fund:
- The return from this Fund is dependent on relatively few individual investments. This means that a fall in the value of an individual investment can have a major impact on the overall performance of the Fund.
 - Most of the Fund holds investments from a particular market sector, that of health, pharmaceuticals and biotechnology. Funds like this can be more volatile than funds that invest across many market sectors. This is because the value of the Fund can go up and down more often and by larger amounts than funds that are spread more widely, especially in the short-term.
 - The Fund may have underlying investments that are valued in currencies that are different from GBP. Exchange rate fluctuations will impact the value of your investment. Currency hedging techniques may be applied to reduce this impact but may not entirely eliminate it.
 - Derivatives are highly sensitive to changes in the value of the asset on which they are based and can increase the size of losses and gains.
 - The Fund could lose money if any institutions providing services such as acting as counterparty to derivatives or other instruments, becomes unwilling or unable to meet its obligations to the Fund.



CHARGES

The charges you pay are used to pay the costs of running the Fund, including the costs of marketing and distributing it. These charges reduce the potential return from your investment.

One-off charges taken before or after you invest	
Entry charge	0.00%
Exit charge	0.00%
This is the maximum that might be taken out of your money before it is invested.	
The price for buying and selling units is subject to a Dilution Adjustment See opposite.	
Charges taken from the fund over each year	
Ongoing charge	0.31%
Charges taken from the fund under certain specific conditions	
Performance fee	None

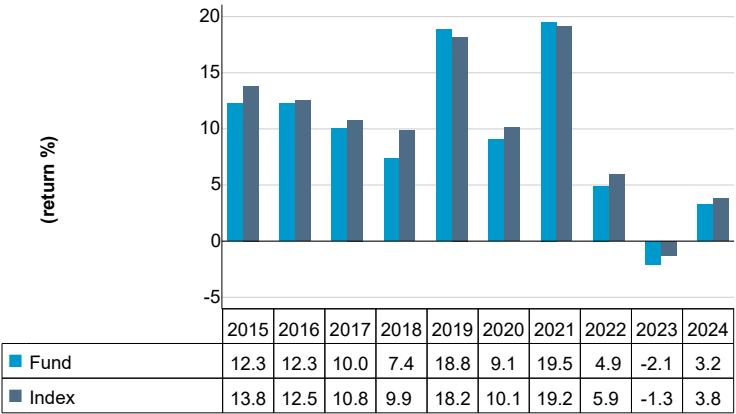
- There are no entry or exit charges.
- The ongoing charges figure is based on the latest available expenses at December 2024. This figure may vary from year to year.
- This Fund's ongoing charges include any charges made by any other funds it may invest in. They exclude portfolio transaction costs.
- The ongoing charges are taken from the Income of the Fund.

Other costs:

- **Dilution adjustment:** On any day, the prices for buying or selling units in this Fund are the same. The Fund manager calculates a single price for this Fund based on the mid-point between the buying and selling prices of the Fund's assets. In certain circumstances, the Fund manager can adjust this price to account for whether there is more money going into or coming out of the Fund. This is called a 'dilution adjustment'.
- This can vary but as an example for this Fund we estimate 0.09% for purchases and 0.07% for sales at 31 December 2024. The amount of the dilution adjustment may differ in future.

For more information about charges and costs, please see the charges and expenses section in the Fund's Prospectus, or visit our website at www.legalandgeneral.com/chargesandfees.

PAST PERFORMANCE



- Past performance is not a guide to future performance.
- The figures for the Fund take into account the ongoing charges and assume income (after any tax) is reinvested.
- The performance has been calculated in GBP.
- The Fund may not replicate the performance of the Benchmark Index perfectly due to tracking errors such as expenses, tax and transaction costs incurred by the Fund, which are not included in the Index.
- The annual return is for a 12 month period ending 31 December.
- The Fund launched in 2000.
- This unit class launched in 2005.

PRACTICAL INFORMATION

- The trustee and depositary is Northern Trust Investor Services Limited.
- You can obtain further information about the Fund including copies of its prospectus and the latest annual and semi-annual reports at www.legalandgeneral.com/reports. Paper copies of these documents are also available free of charge in English from Legal & General Investments, PO Box 6080, Wolverhampton WV1 9RB.
- Investors can get other practical information, including the latest prices, dilution adjustment and details of any other unit classes that are available, by calling us on **0370 050 0955** Monday to Friday between 9:00a.m. to 5:00p.m. Call charges will vary.
- This Fund is subject to the tax legislation of the United Kingdom, which may have an impact on each investor's personal tax position.
- Legal & General (Unit Trust Managers) Limited may be held liable solely on the basis of any statement contained in this document that is misleading, inaccurate or inconsistent with the relevant parts of the Prospectus for the Fund.
- Details of our Remuneration Policy including our Remuneration Committee and how remuneration and benefits are calculated can be accessed from www.lgim.com/remuneration. A paper copy is also available free of charge upon request.

Key Investor Information

This document provides you with key investor information about this fund. It is not marketing material. The information is required by law to help you understand the nature and the risks of investing in this fund. You are advised to read it so you can make an informed decision about whether to invest.

Legal & General US Index Trust
Unit Class I GBP Income - ISIN: GB00B0CNGS66

The authorised fund manager of the Fund is Legal & General (Unit Trust Managers) Limited (the "Manager").

OBJECTIVES AND INVESTMENT POLICY

- The objective of the Fund is to track the performance of the FTSE USA Index, the **"Benchmark Index"** on a net total return basis before fees and expenses are applied. Fund performance may differ from the Benchmark Index due to the deduction of fees and expenses and the impact of any tracking error factors.
 - The Benchmark Index is comprised of shares in large and middle capitalisation companies in the United States of America in accordance with the index provider's methodology.
 - The Fund's investments will closely match those that make up the Benchmark Index.
 - The Fund will invest at least 90% (directly or through depositary receipts (a certificate issued by a bank representing shares in a foreign company such as American depositary receipts and global depositary receipts)) in assets that are included in the Benchmark Index.
 - The Fund may also invest in money market instruments (such as treasury bills), depositary receipts, cash, deposits, shares in companies which are reasonably expected to become part of the Benchmark Index in the near future or are an alternative to a constituent of the Benchmark Index and collective investment schemes, including those managed or operated by the Manager or an associate of the Manager.
 - The Fund may use derivatives (contracts which have a value linked to the price of another asset) to:
 - reduce risk or cost; or
 - generate additional capital or income with no, or an acceptably low, level of risk.
- Other information:**

 - The Fund is passively managed as it tracks the Benchmark Index.
 - Your units will be income units. Income from the Fund's investments will be paid out to you every six months (as dividends). This will reduce your capital growth accordingly.
 - You can buy or sell units in this Fund on any business day. You need to contact us with your instruction before 3pm. This is the time we calculate unit prices for this Fund. If you contact us after 3pm, the units will be bought or sold at the next business day's price.
 - The Fund's base currency is denominated in GBP.
 - This Fund may be suitable for investors looking to track the US stock market as represented by the Benchmark Index.
 - Although investors can take their money out at any time, this Fund may not be appropriate for those who plan to withdraw their money within five years.
 - This Fund is not designed for investors who cannot afford more than a minimal loss of their investment.
 - If you do not understand this document we recommend you seek additional information to help you decide if this Fund is right for you.

RISK AND REWARD PROFILE



1	2	3	4	5	6	7
---	---	---	---	---	---	---

- The Risk and Reward Indicator table demonstrates where the Fund ranks in terms of its potential risk and reward. The higher the rank the greater the potential reward but the greater the risk of losing money. It is not guaranteed to remain the same and may change over time. It is based on historical data and may not be a reliable indication of the future risk profile of the Fund. The shaded area in the table above shows the Fund's ranking on the Risk and Reward Indicator.
- The Fund is in category 6 because it invests in company shares which are sensitive to variations in the stock market. The value of company shares can change substantially over short periods of time. Company shares are generally considered to be higher risk investments than bonds or cash.

- Even a fund in the lowest category is not a risk free investment.
 - The value of your investment and any income you take from it may fall as well as rise and is not guaranteed. You might get back less than you invest. Further information on the risks of investing in this fund is contained in the Prospectus available at www.legalandgeneral.com/reports.
- The risk and reward indicator may not take account of the following risks of investing in the Fund:
- The Fund may have underlying investments that are valued in currencies that are different from GBP. Exchange rate fluctuations will impact the value of your investment. Currency hedging techniques may be applied to reduce this impact but may not entirely eliminate it.
 - Derivatives are highly sensitive to changes in the value of the asset on which they are based and can increase the size of losses and gains.
 - The Fund could lose money if any institutions providing services such as acting as counterparty to derivatives or other instruments, becomes unwilling or unable to meet its obligations to the Fund.



CHARGES

The charges you pay are used to pay the costs of running the Fund, including the costs of marketing and distributing it. These charges reduce the potential return from your investment.

One-off charges taken before or after you invest	
Entry charge	0.00%
Exit charge	0.00%
This is the maximum that might be taken out of your money before it is invested.	
The price for buying and selling units is subject to a Dilution Adjustment See opposite.	
Charges taken from the fund over each year	
Ongoing charge	0.10%
Charges taken from the fund under certain specific conditions	
Performance fee	None

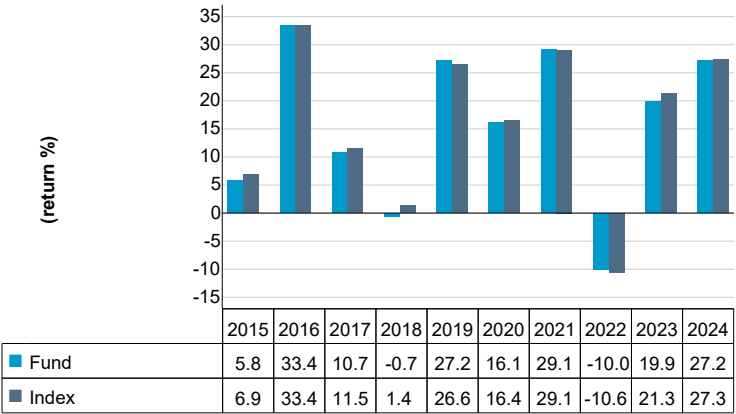
- There are no entry or exit charges.
- The ongoing charges figure is based on the latest available expenses at December 2024. This figure may vary from year to year.
- This Fund's ongoing charges include any charges made by any other funds it may invest in. They exclude portfolio transaction costs.
- The ongoing charges are taken from the Income of the Fund.

Other costs:

- **Dilution adjustment:** On any day, the prices for buying or selling units in this Fund are the same. The Fund manager calculates a single price for this Fund based on the mid-point between the buying and selling prices of the Fund's assets. In certain circumstances, the Fund manager can adjust this price to account for whether there is more money going into or coming out of the Fund. This is called a 'dilution adjustment'.
- This can vary but as an example for this Fund we estimate 0.04% for purchases and 0.04% for sales at 31 December 2024. The amount of the dilution adjustment may differ in future.

For more information about charges and costs, please see the charges and expenses section in the Fund's Prospectus, or visit our website at www.legalandgeneral.com/chargesandfees.

PAST PERFORMANCE



- Past performance is not a guide to future performance.
- The figures for the Fund take into account the ongoing charges and assume income (after any tax) is reinvested.
- The performance has been calculated in GBP.
- The Fund may not replicate the performance of the Benchmark Index perfectly due to tracking errors such as expenses, tax and transaction costs incurred by the Fund, which are not included in the Index.
- The annual return is for a 12 month period ending 31 December.
- The Fund launched in 1992.
- This unit class launched in 2005.

PRACTICAL INFORMATION

- The trustee and depositary is Northern Trust Investor Services Limited.
- You can obtain further information about the Fund including copies of its prospectus and the latest annual and semi-annual reports at www.legalandgeneral.com/reports. Paper copies of these documents are also available free of charge in English from Legal & General Investments, PO Box 6080, Wolverhampton WV1 9RB.
- Investors can get other practical information, including the latest prices, dilution adjustment and details of any other unit classes that are available, by calling us on **0370 050 0955** Monday to Friday between 9:00a.m. to 5:00p.m. Call charges will vary.
- This Fund is subject to the tax legislation of the United Kingdom, which may have an impact on each investor's personal tax position.
- Legal & General (Unit Trust Managers) Limited may be held liable solely on the basis of any statement contained in this document that is misleading, inaccurate or inconsistent with the relevant parts of the Prospectus for the Fund.
- Details of our Remuneration Policy including our Remuneration Committee and how remuneration and benefits are calculated can be accessed from www.lgim.com/remuneration. A paper copy is also available free of charge upon request.

Key Information Document

Purpose

This document provides you with key information about this investment product. It is not marketing material. The information is required by law to help you understand the nature, risks, costs, potential gains and losses of this product and to help you compare it with other products.

Product

Lazard Global Listed Infrastructure Equity Fund A Dist GBP

Lazard Fund Managers (Ireland) Limited, part of the Lazard Group

ISIN: IE00B5NXXH66

www.lazardassetmanagement.com

Call + 353 1242 5421 for more information.

The Central Bank of Ireland is responsible for supervising Lazard Fund Managers (Ireland) Limited in relation to this Key Information Document.

Lazard Global Active Funds Public Limited Company (the "Company") is authorised in Ireland and regulated by Central Bank of Ireland.

KID production date: 07 March 2025.

What is this product?

Type: Lazard Global Listed Infrastructure Equity Fund (the "Fund") is a sub-fund of the Company, an Irish UCITS investment fund company.

Product Term: The Fund does not have a maturity date however the PRIIP Manufacturer can unilaterally decide to terminate the Product at the discretion of the Directors of the Company on giving thirty days written notice to shareholders.

Objective: The Fund aims to achieve over the long-term total returns comprising income and capital appreciation.

The Fund is actively managed and will seek to achieve its investment objective primarily through investment on a global basis in equities (i.e. shares) and equity-related instruments (i.e. shares including common and preferred stock, warrants and rights) of Infrastructure Companies.

In identifying the Infrastructure Companies in which the Fund will invest, the Investment Manager applies a series of objective filters and qualitative criteria to the general investment universe of infrastructure companies to produce a "preferred universe". The stocks of the "preferred universe" are then individually assessed and ranked, using fundamental analysis to determine the valuation of each company.

In addition, the Fund may invest on a global basis in Convertible Securities (which are investments that are convertible into equity securities of the issuer) and in units or shares of closed-ended listed funds.

In order to ensure full flexibility to seek exposure to Infrastructure Companies on a world-wide basis, in excess of 20% of the value of the Fund may be invested in emerging markets.

The Fund may use derivatives (which are financial contracts whose value is linked to the price of an underlying investment). The currency exposures of the Fund's portfolio will be substantially hedged back into Sterling, being the base currency of the Fund. As a result of its use of derivatives, the Fund may be 'geared' or 'leveraged' (which can lead to a proportionately much larger movement in the value of the Fund's assets). The expected levels of the Fund's leverage may at no time exceed 40% of the value of the Fund.

The Fund has discretion as to which investments it will hold within the limits of the Investment Objective and Policy.

The Fund's performance is measured against the performance of the MSCI World Core Infrastructure Index (the "Benchmark"), which the Investment Manager has assessed to be the most appropriate Benchmark for measuring performance. The performance of the Fund seeks to exceed the Benchmark performance. The Fund is not constrained by the Benchmark as it has flexibility to invest in securities and asset classes not included in the Benchmark.

Any distributions that are paid to you will normally be reinvested to buy further shares unless you have elected to receive payment in cash.

The Fund promotes environmental and/or social characteristics within the meaning of Article 8 of Regulation (EU) 2019/2088, the "SFDR Regulation".

The Company's depositary is State Street Custodial Services (Ireland) Limited (the "Depositary").

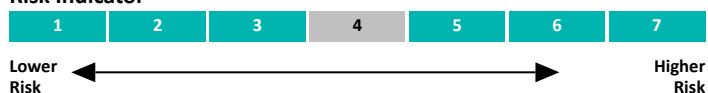
This document describes a share class of the Fund, which is a sub-fund of the Company. The Company is comprised of a number of sub-funds (including the Fund), each having a separate portfolio of assets. As a matter of Irish law, the assets of one sub-fund will not be available to meet the liabilities of another. However, the Company is a single legal entity that may operate, have assets held on its behalf, or be subject to claims in other jurisdictions that may not necessarily recognise such segregation. You may switch between share classes and sub-funds of the Company. See "Switching Between Share Classes and Funds" in the prospectus for the Company (the "Prospectus").

Further information about the Fund and about the Company's other sub-funds/share classes including those marketed in your Member State may be obtained from the Prospectus (available in English and German), the annual and half-yearly Report and Accounts which are prepared for the Company as a whole (available in English, German and Italian). These documents are available free of charge from Lazard Fund Managers (Ireland) Limited, 4th Floor, Lumen Building, Upper Baginbun St. Dublin 4 or at www.lazardassetmanagement.com. Latest share prices of the Fund are also available at www.lazardassetmanagement.com.

Intended Retail Investor: The Fund is suitable for investors over the medium to long term seeking to achieve total returns comprising income and capital appreciation, principally through investment on a global basis in listed equities and equity related instruments within a hedged portfolio where the investment does not constitute a substantial proportion of their portfolio and where the investor is willing to accept the high levels of volatility often associated with equity markets

What are the risks & what could I get in return?

Risk Indicator



The risk indicator assumes you keep the product for 5 years. This product has no maturity date.

The summary risk indicator is a guide to the level of risk of this product compared to other products. It shows how likely it is that the product will lose money because of movements in the markets or because we are not able to pay you.

We have classified this product as 4 out of 7, which is a medium risk class. This rates the potential losses from future performance at a

medium level, and poor market conditions could impact the capacity of the product to pay you.

Be aware of currency risk. In some circumstances you may receive payments in a different currency, so the final return you will get may depend on the exchange rate between the two currencies. This risk is not considered in the indicator shown above.

Other risks materially relevant to the PRIIP not included in the summary risk indicator include active management risk. A full list of risk factors is available in the Prospectus.

This product does not include any protection from future market performance so you could lose some or all of your investment.

Performance Scenarios

The figures shown include all the costs of the product itself, but may not include all the costs that you pay to your advisor or distributor. The figures do not take into account your personal tax situation, which may also affect how much you get back. **What you will get from this product depends on future market performance. Market developments in the future are uncertain and cannot be accurately predicted.**

The unfavourable, moderate, and favourable scenarios shown are illustrations using the worst, average, and best performance of the product over the last 10 years. Markets could develop very differently in the future.

Recommended Holding Period: 5 years

Example Investment = £ 10,000

Scenarios		If you exit after 1 year	If you exit after 5 years
Minimum		There is no minimum guaranteed return. You could lose some or all of your investment.	
Stress	What you might get back after costs	£1,450	£3,300
	Average return each year	-85.6%	-19.9%
Unfavourable	What you might get back after costs	£8,510	£10,380
	Average return each year	-14.9%	0.7%
Moderate	What you might get back after costs	£10,560	£13,330
	Average return each year	5.6%	5.9%
Favourable	What you might get back after costs	£12,530	£16,040
	Average return each year	25.3%	9.9%

The stress scenario shows what you might get back in extreme market circumstances.

Unfavourable scenario: December 2023 and December 2024

Moderate Scenario: July 2019 and July 2024

Favourable Scenario: December 2014 and December 2019

What happens if Lazard Fund Managers (Ireland) Limited is unable to pay out?

The Fund is responsible for paying redemptions. The Fund's assets are safeguarded by the Depositary. If the Fund is unable to pay out to investors due to its insolvency, investors will be unsecured creditors and are likely to suffer a financial loss. Investors may also suffer a financial loss in the event of the Depositary's insolvency or default (or that of any custody delegate). Investors in the Fund are not covered under the terms of the Irish statutory investor compensation scheme.

What are the costs?

The person advising on or selling you this product may charge you other costs. If so, this person will provide you with information about these costs and how they affect your investment.

The tables show the amounts that are taken from your investment to cover different types of costs. These amounts depend on how much you invest, how long you hold the product. The amounts shown here are illustrations based on an example investment amount and different possible investment periods. We have assumed:

- In the first year you would get back the amount that you invested (0% annual return). For the other holding periods we have assumed the product performs as shown in the moderate scenario
- £ 10,000 is invested

Table 1: Costs over time

	If you exit after 1 year	If you exit after 5 years
Total costs	£310	£1,040
Annual cost impact (*)	3.1% each year	1.6% each year

(*) This illustrates how costs reduce your return each year over the holding period. For example it shows that if you exit at the recommended holding period your average return per year is projected to be 7.5% before costs and 5.9% after costs.

Table 2: Composition of costs

One-off costs		If you exit after 1 year
Entry costs	This is the maximum that might be taken out of your money before it is invested and is typically charged only in exceptional circumstances.	0.00%
Exit costs	This is the maximum that might be taken out of your money before proceeds of your investment are paid out and is typically charged only in exceptional circumstances.	2.00%
Ongoing costs taken each year		
Management fees and other administrative or operating costs	This is an estimate based on actual costs over the last year.	0.91%
Transaction costs	The figure shown is a percentage of the value of your investment per year. This is an estimate of the costs incurred when we buy and sell the underlying investments for the product. The actual amount will vary depending on how much we buy and sell.	0.17%
Incidental costs		
Performance Fees	There is no performance fee for this product.	0.0

How long should I hold it and can I take money out early?

Recommended holding period: 5 years

The selection of the recommended holding period is based on the risk-return profile of the product, its cost structure, how similar products have been used by retail investors and on the typical duration of an economic cycle. The selection of this recommended holding period does not necessarily mean that it is the only reasonable holding period. There are no penalties for redeeming before the end of the recommended holding period. You can buy and sell shares in the Fund on any day on which the stock exchanges in London, New York and Sydney are open for business.

How can I complain?

Shareholders may file a complaint in relation to the Fund with the PRIIP Manufacturer in the official language or one of the official languages of their member state of the European Union. Shareholders may address written complaints to: The Designated Person for Regulatory Compliance, Lazard Fund Managers (Ireland) Limited, 6th Floor, 2 Grand Canal Square, Dublin 2, Ireland.

Shareholders may file their complaints with the PRIIP Manufacturer and obtain information regarding the complaints handling procedures free of charge and on request.

Shareholders have the right to refer any complaint to the Central Bank and the Financial Services Ombudsman. The contact details of the Financial Services Ombudsman are: Address: 3rd Floor, Lincoln House, Lincoln Place, Dublin 2, D02 VH29 Telephone: 1890 88 20 90 Email: enquiries@financialombudsman.ie

Other relevant information

Past performance information is available at www.lazardassetmanagement.com. Previous performance scenario calculations are published on a monthly basis at the same link.

The Fund is subject to the tax legislation of Ireland. This may have an impact on your personal tax position.

Key Investor Information



This document provides you with key investor information about this Fund. It is not marketing material. The information is required by law to help you understand the nature and the risks of investing in this Fund. You are advised to read it so you can make an informed decision about whether to invest.

M&G Global Emerging Markets Fund

a sub-fund of M&G Investment Funds (7)
Sterling Class I – Accumulation shares ISIN no. GB00B3FFXX47
Managed by M&G Securities Limited

Objective and investment policy

The fund aims to provide a combination of capital growth and income, net of the Ongoing Charge Figure, that is higher than that of the MSCI Emerging Markets Index over any five-year period.

Core investment: At least 80% of the fund is directly invested in the shares of companies that are based, or do most of their business, in emerging markets.

Other investments: The fund may invest in other funds (including funds managed by M&G) and cash or assets that can be turned into cash quickly.

Derivatives usage: To reduce risk and costs.

Strategy in brief: The fund manager selects stocks using a bottom-up approach across a range of sectors. A long-term perspective is adopted to identify companies whose long-term prospects are, in the fund manager's opinion, being undervalued. It is the core belief of the fund manager that corporate governance and company-specific factors, in particular their profitability (which is measured in terms of return on capital), drive share prices over the long run. The fund's country and sector exposure is not influenced by top-down views.

Benchmark: MSCI Emerging Markets Index

The benchmark is a target which the fund seeks to outperform. The index has been chosen as the fund's benchmark as it best reflects the scope of the fund's investment policy. The benchmark is used solely to measure the fund's performance and does not constrain the fund's portfolio construction. The fund is actively managed. The fund manager has complete freedom in choosing which investments to buy, hold and sell in the fund. The fund's holdings may deviate significantly from the benchmark's constituents. For performance measurement purposes the benchmark is shown or hedged into the relevant share class currency.

Additional information can be found on the M&G website, including:

- a [glossary](#) providing an explanation of some terms used in this document.
- the Prospectus including the fund's objective and investment policy.

Other information

You can buy and sell shares in the fund on any business day. Instructions received before 12 noon will be dealt at that day's price.

Any income from the fund will be rolled up into the value of your investment.

In addition to the charges set out in the charges section, the fund will incur portfolio transaction costs which are paid from the assets of the fund. These can be higher when investing outside Europe.

Recommendation: This fund may not be appropriate for investors who plan to withdraw their money within 5 years.

Risk and reward profile



■ The above risk and reward indicator is based on historical data and may not be a reliable indication of the future risk profile of this share class. This Share Class is categorised in risk class 6 because its Net Asset Value has shown high rises and falls in value historically.

- The risk number shown is not guaranteed and may change over time.
- The lowest risk number does not mean risk free.

The main risks that could affect performance are set out below:

- The value and income from the fund's assets will go down as well as up. This will cause the value of your investment to fall as well as rise. There is no guarantee that the fund will achieve its objective and you may get back less than you originally invested.
- Investing in emerging markets involves a greater risk of loss due to greater political, tax, economic, foreign exchange, liquidity and regulatory risks, among other factors. There may be difficulties in buying, selling, safekeeping or valuing investments in such countries.
- The fund can be exposed to different currencies. Movements in currency exchange rates may adversely affect the value of your investment.
- In exceptional circumstances where assets cannot be fairly valued, or have to be sold at a large discount to raise cash, we may temporarily suspend the fund in the best interest of all investors.
- The fund could lose money if a counterparty with which it does business becomes unwilling or unable to repay money owed to the fund.
- Operational risks arising from a failure or delay in operational processes and systems, or the failure of a third party provider may affect the value of your investments. Where this results in compensation needing to be paid, this may be paid some time after the original loss is experienced.

Further details of the risks that apply to the fund can be found in the fund's Prospectus at www.mandg.co.uk/literature

Charges

The charges shown in the table are used to pay the costs of running the fund, including the costs of marketing and distributing it. These charges reduce the potential growth of your investment.

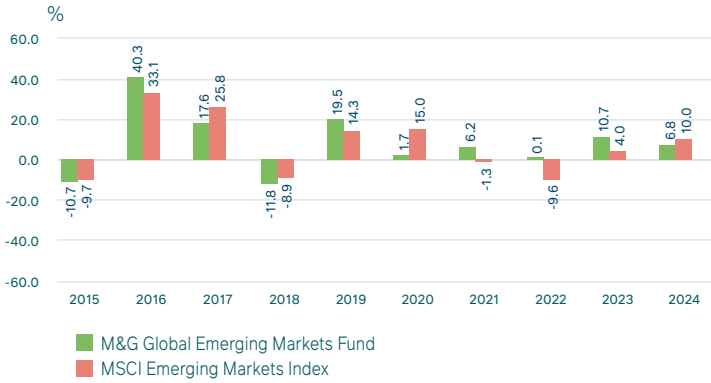
One-off charges taken before or after you invest	
Entry charge	0.00%
Exit charge	0.00%
This is the maximum that might be taken out of your money before it is invested or before the proceeds of your investment are paid out.	
Charges taken from the fund over a year	
Ongoing charge	0.75%
Charges taken from the fund under certain specific conditions	
Performance fee	None

The entry and exit charges shown are the maximum figures and, in some cases, you may pay less. You can find out the exact charges which apply to your investment by contacting your financial adviser or distributor or, if you have invested directly with us, you can contact us using the details given in the practical information section.

The ongoing charge is based on expenses for the period/year ending 31 July 2024. This figure may change from year to year. It excludes portfolio transaction costs. The charges are mostly, if not exclusively, the Annual Charge which may be discounted depending on the size of the fund. The Annual Charge without any discount is 0.75%. The fund's annual report for each financial year will include details on the exact charges made.

For more information on charges, please see the relevant sections of the Prospectus at www.mandg.co.uk/literature

Past performance



- Past performance is not a guide to future performance.
- Performance calculation includes UK taxes. It does not take into account the entry and exit charges but does take into account the ongoing charge and the Performance fee, as shown in the charges section.
- The fund launched on 05 February 2009 and the Sterling Class I Accumulation share class launched on 05 February 2009.
- Performance is calculated using Sterling Class I Accumulation shares.
- Benchmark performance has been calculated in GBP.

Practical information

The depositary is NatWest Trustee and Depositary Services Limited.
For more information about this fund, please visit www.mandg.co.uk/literature where you will find a copy of the Prospectus, Articles of Incorporation, and the latest annual or interim Investment Report and Financial Statements. These documents are in English and are available free of charge. Our website also provides other information such as share prices.
UK tax laws apply to the fund, and this may affect your personal tax position. Please speak to an adviser for more information.
M&G Securities Limited may be held liable solely on the basis of any statement contained in this document that is misleading, inaccurate or inconsistent with the relevant parts of the Prospectus for the fund.
The fund is a sub-fund of M&G Investment Funds (7), an umbrella Open Ended Investment Company (OEIC). The Prospectus, and annual or interim Investment Report and Financial Statements contain information about all of the sub-funds in M&G Investment Funds (7).
The assets of each sub-fund within the umbrella OEIC are segregated by law. This means that the assets belong exclusively to that sub-fund and shall not be used or made available to pay the debts of any other sub-fund or the umbrella OEIC.
You may switch between other sub-funds of M&G Investment Funds (7). An entry charge may apply. Details on switching are provided in the Important Information for Investors document and the fund's Prospectus, or by calling M&G Customer Relations on 0800 390 390.
Other share classes may exist for the fund as set out in the relevant Prospectus.
For up-to-date details of the staff remuneration policy that applies to M&G Securities Limited, including a description of how remuneration and benefits are calculated, the make-up of the remuneration committee, and the identities of persons responsible for awarding the remuneration and benefits, please visit www.mandg.co.uk/remuneration . We will provide a paper copy of this information, free of charge, if you require one.

Purpose

This document provides you with key information about this investment product. It is not marketing material. The information is required by law to help you understand the nature, risks, costs, potential gains and losses of this product and to help you compare it with other products.

Royal London Sterling Extra Yield Bond Fund
a sub-fund of Royal London Asset Management Funds plc
Income - Class A GBP Shares (IE0032571485)

Manufacturer: FundRock Management Company S.A.

Central Bank of Ireland is responsible for supervising FundRock Management Company S.A. in relation to this Key Information Document.
This PRIIP is authorised in Ireland.
FundRock Management Company S.A. is authorised in Luxembourg and regulated by the Commission de Surveillance du Secteur Financier (CSSF).
Contact details: FundRock Management Company S.A., 33 Rue de Gasperich, 5826 Hesperange, Luxembourg, for more information call +352 27 111 1 or visit www.fundrock.com
This document was produced on 21 March 2025.

What is this product?

Type:
This product is a UCITS Fund.

Term:
This product is open-ended which means it has no fixed term or maturity. The fund may be terminated if:
a) the Shareholders of the Fund pass a special resolution to approve the redemption of all the Shares in the Fund; or
b) after the first anniversary of the Closing Date for the relevant Fund or Class (as appropriate) if the Net Asset Value of the relevant Fund or Class (as appropriate) falls below the figure specified in the Relevant Supplement;
c) if the Management Company in consultation with the Company deems it appropriate because of adverse, political, economic, fiscal or regulatory changes affecting the Fund or Class; and
d) the Depositary has served notice of its intention to retire under the terms of the Depositary Agreement (and has not revoked such notice) and no new depositary has been appointed by the Management Company with the approval of Central Bank within 90 days of the date of service of such notice.

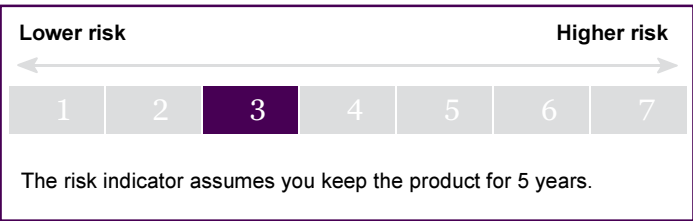
Objectives:
The investment objective of the Fund is to achieve a high level of income on an active basis. The Fund seeks to achieve a gross redemption yield of 1.25 times the gross redemption yield of the FTSE Actuaries British Government 15 years index (the "Benchmark") i.e. to achieve a yield 25% higher than the index. The gross redemption yield is the yield a portfolio would have if the portfolio was held until the maturity date of each stock in that portfolio and factors in potential capital gains and losses at maturity. The Benchmark is a rules-based index which is representative of Sterling British government securities with 15 years to maturity and is being used by the Fund for performance comparison purposes only and the Fund does not intend to track or be constrained by reference to the Benchmark. The Fund seeks to achieve its investment objective by investing at least 75% of its assets in Sterling denominated securities traded principally on the London Stock Exchange or over the counter markets. The Fund may also invest up to 25% of its assets in non Sterling denominated securities

traded principally on European, U.S., Canadian and Australian exchanges or over the counter markets. The Fund seeks to achieve its investment objective by investing its assets in a diversified portfolio of fixed-income debt securities or floating rate debt securities, preference shares and interest bearing shares. It may also invest up to 25% of its assets in convertible securities.
The Fund will invest in investment, sub-investment grade and non rated debt securities. The Fund may invest up to 100% of its assets in investment grade bonds, up to 75% of its assets in sub-investment grade bonds and up to 75% of its assets in non-rated bonds. The Fund may also invest up to 10% of its assets in common equity stocks when consistent with its objective.
The Fund may employ for the purpose of efficient portfolio management, the investment techniques and instruments described under "Fund Investment Techniques" and "Investment Risks" in the Prospectus.
The Fund may also invest up to 10% in other investment funds, known as collective investment schemes ("CIS"), including funds managed by the Investment Manager or another Royal London group company, which will be regulated, and may be leveraged or unleveraged, as well as eligible exchange traded funds. Such CIS will be domiciled globally. The Fund may invest in such CIS for the purposes of achieving its investment objective and policy.
Other share classes may be available as described in the Prospectus. If this is an income share class, any income will be paid out to you as dividends. If this is an accumulation share class, any income will be reinvested in the Fund.

Intended retail investor:
This Fund is suitable for retail investors with basic knowledge of financial markets. The Fund is suitable for investors with both income and growth objectives. The Fund is not suitable for investors who cannot bear any level of loss or are looking for a level of guaranteed preservation of capital. The maximum loss possible is the value of the investment made by the investor. You can buy and sell your shares on each working day in London, except public holidays, at 5.00pm (Irish time) if you tell us before 5.00pm (Irish time) that you want to do so. Instructions received after 5.00pm (Irish time) will be processed at 5.00pm (Irish time) on the following working day
The Depositary of the Fund is: State Street Custodial Services (Ireland) Limited.

What are the risks and what could I get in return?

Risk Indicator



⚠
The summary risk indicator is a guide to the level of risk of this product compared to other products. It shows how likely it is that the product will lose money because of movements in the markets.
You may not be able to sell your product easily or you may have to sell at a price that significantly impacts on how much you get back.

We have classified this product as 3 out of 7, which is a medium-low risk class.
This rates the potential losses from future performance and poor market conditions could impact the value of your investment. There are no assurances that the objective of the product will be achieved and the value of your investment may fall and you may get back less than you invested.
Be aware of currency risk. If you invest in a currency that differs from the base currency of the fund you may be exposed to currency risk and your final return will depend on the exchange rate between the two currencies. This risk is not considered in the indicator shown above.
The value of your investment may be impacted by changes in currency exchange rates.
In addition to market risk, this product is also exposed to risks associated with credit, derivatives, liquidity, counterparty exposure, interest rate and exchange rate movements.
This product does not include any protection from future market performance so you could lose some or all of your investment.

Performance scenarios

The figures shown include all the costs of the product itself, but may not include all the costs that you pay to your advisor or distributor. The figures do not take into account your personal tax situation, which may also affect how much you get back. What you will get from this product depends on future market performance. Market developments in the future are uncertain and cannot be accurately predicted. The unfavourable, moderate, and favourable scenarios shown are illustrations using the worst, average, and best performance of the fund or benchmark over the last 10 years. The stress scenario shows what you might get back in extreme market circumstances. **Markets could develop very differently in future.**

Recommended Holding Period: 5 years			
Investment: GBP 10,000			
Scenarios		If you exit after 1 year	If you exit after 5 years (recommended holding period)
Minimum: There is no minimum guaranteed return and you could lose some or all of your investment			
Stress	What you might get back after costs Average return each year	5,290 GBP -47.12%	6,030 GBP -9.62%
Unfavourable ¹	What you might get back after costs Average return each year	8,900 GBP -10.98%	10,980 GBP 1.88%
Moderate ²	What you might get back after costs Average return each year	10,590 GBP 5.88%	12,390 GBP 4.37%
Favourable ³	What you might get back after costs Average return each year	12,230 GBP 22.25%	14,640 GBP 7.92%

¹ This type of scenario occurred for an investment between October 2017 and October 2022.

² This type of scenario occurred for an investment between September 2019 and September 2024.

³ This type of scenario occurred for an investment between March 2016 and March 2021.

What happens if FundRock Management Company S.A. is unable to pay out?

FundRock Management Company S.A. is the management company of the Fund.

The assets of the Fund are held separately by the Fund's appointed depositary, i.e. State Street Custodial Services (Ireland) Limited. The depositary is liable to the Fund or its shareholders for losses caused by its negligent or intentional failure to fulfill its safekeeping or record-keeping obligations. Investors may suffer loss, however, if the Fund or the depositary is unable to pay out.

There is no compensation or guarantee scheme protecting you from a default of the Fund's depositary.

What are the costs?

The person advising on or selling you this product may charge you other costs. If so, this person will provide you with information about these costs and how they affect your investment.

Costs over time

The tables show the amounts that are taken from your investment to cover different types of costs. These amounts depend on how much you invest, how long you hold the product and how well the product does. The amounts shown here are illustrations based on an example investment amount and different possible investment periods.

We have assumed, in the first year you would get back the amount that you invested (0 % annual return). For the other holding period, we have assumed the fund performs as shown in the moderate scenario and the investment is GBP 10,000.

Investment: GBP 10,000	If you exit after 1 year	If you exit after 5 years
Total costs	84 GBP	501 GBP
Annual cost impact (*)	0.8%	0.9%

(*) This illustrates how costs reduce your return each year over the holding period. For example it shows that if you exit at the recommended holding period your average return per year is projected to be 5.2% before costs and 4.4% after costs.

Composition of costs

One-off costs upon entry or exit		If you exit after 1 year
Entry costs	The impact of the costs you pay when entering your investment. (This is the most you will pay, and you could pay less).	0 GBP
Exit costs	We do not charge an exit fee for this product.	0 GBP
Ongoing costs taken each year		If you exit after 1 year
Management fees and other administrative or operating costs	0.8% of the value of your investment is the amount that we take each year for managing your investments (based upon the costs over the last year).	84 GBP
Transaction costs	0.0% of the value of your investment is an estimate of the costs incurred when we buy and sell the underlying investments for the product. The actual amount will vary depending on how much we buy and sell.	0 GBP
Incidental costs taken under specific conditions		If you exit after 1 year
Performance fees	This product does not have any performance fees.	0 GBP

How long should I hold it and can I take money out early?**Recommended holding period: 5 years**

This product has no required minimum or maximum holding period but is designed for medium to longer term investment as part of a portfolio of investments. It is recommended that investors hold this fund for a minimum of 5 years.

You may sell your shares on any dealing day.

How can I complain?

Complaints about the behaviour of the person who advised you on the product or sold it to you, should be addressed directly to that person.

Complaints about the product or the behaviour of the manufacturer of this product should be directed to the following address:

Postal address: FundRock Management Company S.A., 33 Rue de Gasperich, 5826 Hesperange, Luxembourg.

E-mail: FRMC_qualitycare@fundrock.com

Website: <https://www.fundrock.com/policies-and-compliance/frd-complaints-handling-policy/>

In all cases, the complainant must clearly indicate his/her contact details (name, address, phone number or email address) and provide a brief explanation of the claim.

Other relevant information

We are required to provide you with further documentation, such as the product's latest prospectus (which contains detailed information on the product's risk), supplement, annual and semi-annual reports. These documents and other product information are available online at www.rlam.com. This document is available in the following languages: English. Up to date information about the price of the fund is available at www.fundinfo.com.

Please visit our dedicated page on www.rlam.com/priipspastperf to view the fund's historical performance up to 10 years and the latest monthly performance scenarios.

KEY INFORMATION DOCUMENT

Purpose:

This document provides you with key information about this investment product. It is not marketing material. The information is required by law to help you understand the nature, risks, costs, potential gains and losses of this product and to help you compare it with other products.

Document valid from: 19/04/2024

Titan Hybrid Capital Bond Fund (the "Fund"), Class A GBP Accumulation, ISIN: IE00BZ6VKP67

Product

The Fund, a sub-fund of Tideway UCITS Funds ICAV (the "ICAV"), is authorised and supervised by the Central Bank of Ireland ("CBI") in Ireland and manufactured by Waystone Management Company (IE) Limited (the "Manager"). The Manager is authorised in Ireland and regulated by the CBI and the CBI is responsible for supervising the Manager in relation to this Key Information Document.

For more information on this product, please refer to <https://www.titaninvestmentsolutions.com/> or call +44 20 3031 6008.

What is this product?

Type: The Fund is domiciled in Ireland and is an open-ended investment company and qualifies as an undertaking for collective investment in transferable securities ("UCITS").

Intended Retail Investor: The Fund is suitable for investors with a medium to long term holding period and who have a moderate to high risk appetite with an initial subscription of £1,000.

Term: The Fund does not have a fixed term of existence or maturity period but in certain circumstances, as described in the Prospectus, the Fund may be unilaterally terminated following written notice to investors subject to compliance with the Prospectus and applicable regulation. Subject to the liquidation, dissolution and termination rights of the Board of the ICAV as set forth in the Prospectus, the Fund cannot be automatically terminated.

Objectives:

The Fund aims to generate 5% per annum income, net of all expenses, from a hybrid capital portfolio with medium volatility. (As described under the heading Investment Policy below).

The Fund is actively managed and will invest in debt securities which are listed or traded on Recognised Exchanges worldwide. The investments of the Fund represent a hybrid capital portfolio. Hybrid capital is defined as a debt instrument ranking below ordinary senior debt but above common equity. The core focus of the Fund is to invest in subordinated debt issued by large, household name companies. There is no geographical, industry or sectoral focus to the Fund and there is no restriction on the duration of the Fund. The Fund may invest in Contingent Convertible Securities (CoCo's) up to 30% of Fund's overall exposure. A CoCo is a debt security that is intended to either convert into equity or have its principal written down upon the occurrence of certain triggers.

The Fund may invest up to 100% in debt securities which are classified as high yield/sub-investment grade with a credit rating at best of BB+/Ba1 or below.

The Fund may invest up to 30% in debt securities issued by a sub-investment grade company i.e the issuer is sub-investment grade, with a credit rating at best of BB+/Ba1 or below.

The Fund may hold up to 25% in sub-investment grade debt securities which have a credit rating of B+/B1 or below where this credit rating has arisen as a result of a credit rating downgrade from a higher credit rating.

The Fund may not purchase sub-investment grade securities which have a credit rating of B+/B1 or below. The Fund may also invest up to 30% of its Net Asset Value in ordinary preference shares which are a hybrid form of equity with payments and capital repayment ranking senior to common equity dividends. Depending on the market conditions, the Fund may at any time at the Investment Manager's discretion take a defensive investment strategy and move up to 50% of the portfolio (i.e. up to 50% of its net asset value) to cash or cash equivalents. The Fund may utilise derivatives (i.e. foreign exchange forwards) for currency hedging purposes. Derivatives will not be used for investment purposes. The Manager will ensure that the use of derivatives does not materially alter the overall risk profile of the Fund.

The Fund is not managed in reference to a benchmark.

There is no geographical, industry or sectoral focus to the Fund and there is no restriction on the duration of the Fund.

There will be no short positions in the Fund.

This share class is an accumulating share class and, therefore, it is not currently intended to distribute dividends to the Shareholders.

You can buy and sell shares in the Fund on any day, except Saturday or Sunday, when banks in Dublin and London are open for normal business.

The depositary is The Bank of New York Mellon SA/NV, Dublin Branch. ("the Depositary").

What are the risks and what could I get in return?

Risk indicator



The risk indicator assumes you keep the product for 5 years. The actual risk can vary significantly if you cash in at an early stage and you may get back less than your original investment. In addition to the market price risk, please refer to the Prospectus for further information.

If the Fund currency differs from your investment currency, you will receive payments in a different currency, so the final return you will get depends on the exchange rate between the two currencies. This risk is not considered in the indicator shown above.

The summary risk indicator is a guide to the level of risk of this product compared to other products. It shows how likely it is that the product will lose money because of movements in the markets or because we are not able to pay you.

We have classified this product as class 3 out of 7, which is a medium-low risk class. This rates the potential losses from future performance at a medium-low level. Poor market conditions could impact your returns.

The value of your investment may fall and you may not get back the amount you invested.

Beside the risks included in the risk indicator, other risks may affect the Fund performance. Please refer to the ICAV's Prospectus for further details.

Performance scenarios

What you will get from this product depends on future market performance. Market developments in the future are uncertain and cannot be accurately predicted.

The figures shown include all the costs of the product itself, but do not take into account your personal tax situation and may not include all the costs that you pay to your advisor or distributor, which may also affect how much you get back.

The stress scenario shows what you might get back in extreme market circumstances.

The unfavourable, moderate, and favourable scenarios shown are illustrations of what you might get back using the worst, average, and best performance of the product / a suitable benchmark over the last 10 years. Markets could develop very differently in the future.

Investment: GBP 10,000 (Recommended holding period: 5 years)			
Scenarios		If you exit after 1 year	If you exit after 5 years (recommended holding period)
Minimum:	There is no minimum guaranteed return. You could lose some or all of your investment.		
Stress Scenario	What you might get back after costs	4,080 GBP	4,570 GBP
	Average return each year	- 59.25 %	- 14.5 %
Unfavourable Scenario	What you might get back after costs	7,900 GBP	9,710 GBP
	Average return each year	- 20.97%	- 0.58%
Moderate Scenario	What you might get back after costs	10,440 GBP	13,610 GBP
	Average return each year	4.45%	6.35%
Favourable Scenario	What you might get back after costs	11,960 GBP	15,520 GBP
	Average return each year	19.61%	9.19%

Unfavourable: This type of scenario occurred for an investment between 09/2021 and 03/2024.

Moderate: This type of scenario occurred for an investment between 02/2017 and 01/2022.

Favourable: This type of scenario occurred for an investment between 02/2016 and 01/2021.

What happens if the Manager is unable to pay out?

The Manager is responsible for administration and management of the ICAV and does not typically hold assets of the Fund (assets that can be held by depositary are, in line with applicable regulations, held with a depositary in its custody network). The Manager and the Investment Manager have no obligation to pay out since the Fund's design does not contemplate any such payment being made. However, investors may suffer loss if the ICAV or the depositary is unable to pay out. There is no public or private investor compensation scheme that can compensate for any losses due to the insolvency of the ICAV, the Manager and the Investment Manager.

What are the costs?

Costs over Time

The person selling you or advising you about the Fund may charge you other costs. If so, this person will provide you with information about these costs and show you the impact that all costs will have on your investment over time.

The tables show the amounts that are taken from your investment to cover different types of costs. These amounts depend on how much you invest, how long you hold the Fund and how well the Fund performs. The amounts shown here are illustrations based on an example investment amount and different possible investment periods:

We have assumed:

- In the first year you would get back the amount that you invested (0% annual return). For the other holding period we have assumed the Fund performs as shown in the moderate scenario.
- GBP 10,000 is invested.

Investment: GBP 10,000		
	If you exit after 1 year	If you exit after 5 years (recommended holding period)
Total costs	126 GBP	878 GBP
Annual Cost Impact (*)	1.26 %	1.34 %

*This illustrates how costs reduce your return each year over the holding period. For example it shows that if you exit at the recommended holding period your average return per year is projected to be 7.69% before costs and 6.35% after costs.

Composition of Costs

If you exit after 1 year			
One-off costs upon entry or exit	Entry costs	The impact of the costs you pay when entering your investment. We do not charge an entry fee for this investment, but the person selling you the product may do so.	N/A
	Exit costs	The impact of the costs you pay when exiting your investment. We do not charge an exit fee for this investment, but the person selling you the product may do so.	N/A
Ongoing costs	Management fees and other administrative or operating costs	0.75% are incurred each year in managing your investments including those incurred by any underlying investments.	76 GBP
	Transaction costs	0.50% is the impact of the costs incurred when we are buying and selling underlying investments for the product.	50 GBP
Incidental costs taken under specific conditions	Performance fees	There is no performance fee for this product.	N/A

How long should I hold it and can I take my money out early?

The recommended holding period is 5 years for investments made into this Fund. If you sell your shares before the end of the recommended holding period you may increase the risk of receiving back less than you invested.

Recommended holding period: 5 years

How can I complain?

Complaints may be referred to the Complaints Department, Waystone Management Company (IE) Limited, 35 Shelbourne Road, Ballsbridge, Dublin, D04 A4E0, Ireland or by email to complianceeurope@waystone.com.

Once we have considered your complaint, you may have the right to refer the matter to the Central Bank of Ireland ("CBI"). Should you wish to refer a complaint or contact the CBI, you may do so at: Central Bank of Ireland, New Wapping Street, North Wall Quay, Dublin 1, D01 F7X3, Ireland or by telephone to +353 1 224 6000.

Other relevant information

Alongside this document, please read the Prospectus. Copies of the Prospectus, the latest annual and semi-annual reports, as well as the latest published prices of the shares in the Fund and other information, including how to buy and sell shares are available from the Administrator or the website below.

You may switch your shares to the shares of another sub-fund of the ICAV. Please refer to the Prospectus for full details.

The Fund is one of a number of sub-funds. The assets and liabilities of each sub-fund are segregated by law from each other and the rights of investors and creditors in relation to any sub-fund should normally be limited to the assets of that sub-fund. However, the ICAV is a single legal entity and may operate in jurisdictions that may not recognise such segregation.

The above information and details of the past performance of the Fund and the previous performance scenario calculations can be found on the website <https://www.titaninvestmentsolutions.com/>. The past performance chart shows the share class's performance as the percentage loss or gain per year over the last 7 years.

Key Investor Information

This document provides you with key investor information about this fund. It is not marketing material. The information is required by law to help you understand the nature and the risks of investing in this fund. You are advised to read it so you can make an informed decision about whether to invest.

Vanguard FTSE 100 Index Unit Trust (the "Fund")

GBP Acc

ISIN: GB00BD3RZ368

Manager: Vanguard Investments UK, Limited ("VIUK")

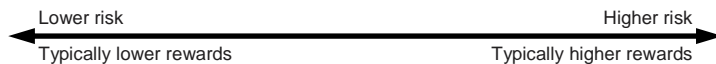
Objectives and investment policy

- The Fund seeks to track the performance of the FTSE 100 Index (the "Index").
- The Index is a market-capitalisation weighted index representing the performance of the 100 largest companies traded on the London Stock Exchange that pass screening for size and liquidity. Market-capitalisation is the value of a company's outstanding shares in the market and shows the size of a company.
- The Fund is a passive fund which means it takes the form of tracking a specific index in order to replicate its performance.
- The Fund attempts to:
 1. Track the performance of the Index by investing in all component shares of the Index in the same proportion as the Index. Where not practicable to fully replicate, the Fund will use a sampling process.
 2. Remain fully invested and hold small amounts of cash except in extraordinary market, political or similar conditions where the Fund may temporarily depart from this investment policy to avoid losses.
- The Fund may use derivatives in order to reduce risk or cost and/or generate extra income or growth (known as "efficient portfolio management"). A derivative is a financial contract whose value is based on the value of a financial asset (such as a share, bond, or currency) or a market index.

- The currency of the unit class is GBP.
- The Fund invests in securities which are denominated in currencies other than the share class currency. Movements in currency exchange rates can affect the return of investments.
- The Fund is appropriate for long-term investment. You should have an investment horizon of at least 5 years.
- Income from the Fund will be reinvested and reflected in the price of units in the Fund.
- Portfolio transaction costs will have an impact on performance.
- Units in the Fund can be bought or sold on a daily basis (save on certain bank holidays or public holidays and subject to certain restrictions described in Appendix 1 of the Prospectus). A list of the days on which units in the Fund cannot be bought or sold is available on: <https://fund-docs.vanguard.com/Vanguard-FTSE-100-Index-UT.pdf>

For further information about the objectives and investment policy of the Fund and Vanguard's relationship with the Index provider, please see Appendix 1 and the "Disclaimer" section of the Vanguard FTSE 100 Index Unit Trust prospectus (the "Prospectus") on our website at <https://global.vanguard.com/>

Risk and reward profile



1	2	3	4	5	6	7
---	---	---	---	---	---	---

- This indicator is based on historical data and may not be a reliable indication of the future risk profile of the Fund.
- The risk category shown is not guaranteed and may change over time.
- The lowest category does not mean "risk free".
- The Fund is rated 5 due to the nature of its investments which include the risks listed below. These factors may impact the value of the Fund's investments or expose the Fund to losses.
 - The value of equities and equity-related securities can be affected by daily stock market movements. Other influential factors include political, economic news, company earnings and significant corporate events.
 - Investment risk is concentrated in specific sectors, countries, currencies or companies. This means the Fund is more sensitive to any localised economic, market, political or regulatory events.

The risk and reward indicator does not take account of the following risks of investing in the Fund:

- Counterparty risk. The insolvency of any institutions providing services such as safekeeping of assets or acting as counterparty to derivatives or other instruments, may expose the Fund to financial loss.
- Liquidity risk. Lower liquidity means there are insufficient buyers or sellers to allow the Fund to sell or buy investments readily. This could cause the Fund to incur higher costs when buying or selling investments or could mean that the Fund is not able to buy or sell investments when it would like to do so.
- Index tracking risk. The Fund is not expected to track the performance of the Index at all times with perfect accuracy. The Fund is, however, expected to provide investment results that, before expenses, generally correspond to the price and yield performance of the Index.
- Index sampling risk. As the Fund uses an index sampling technique whereby a representative sample of securities are selected to represent the Index, there is the risk that the securities selected for the Fund may not, in the aggregate, approximate the full Index.
- Use of derivatives. The use of derivatives could increase or reduce exposure to underlying assets and result in greater fluctuations of the Fund's net asset value.

For further information on risks please see the "Risk Factors and Performance" section of the Prospectus on our website at <https://global.vanguard.com>

Charges

The charges you pay are used to pay the costs of running the Fund, including the costs of marketing and distributing it. These charges reduce the potential growth of your investment.

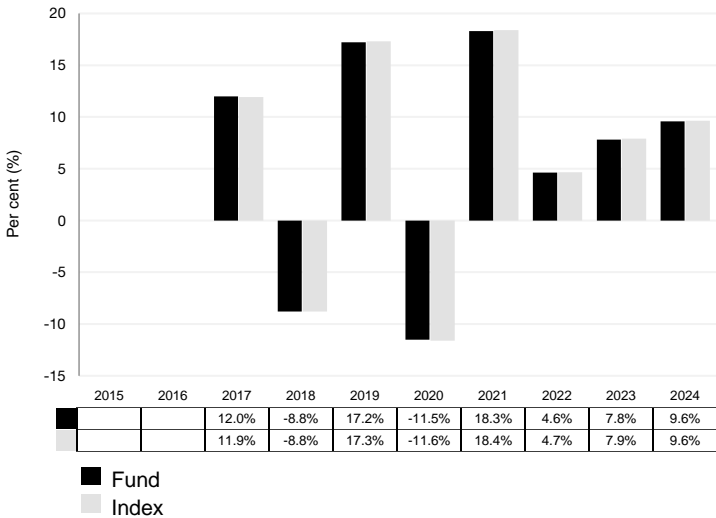
One-off charges taken before or after you invest	
Entry charge	None
Exit charge	None
This is the maximum that might be taken out of your money before it is invested / before the proceeds of your investment are paid out.	
Charges taken from the Fund over a year	
Ongoing charges	0.06%
Charges taken from the Fund under certain specific conditions	
Performance fee	None

The entry and exit charges shown are maximum figures and in some cases you might pay less. Investors can find out the actual entry and exit charges from their distributor and or adviser.

The ongoing charges figure is based on expenses for the year ended 31 December 2024. This figure may vary from year to year. It excludes portfolio transaction costs.

For further information about charges please see the sections entitled “Buying Units”, “Redeeming Units”, “Charges and Expenses”, “Dilution Adjustment” and Appendix 1 of the Prospectus on our website at <https://global.vanguard.com>

Past performance



- **Past performance:**
- **Is not a reliable indication of future performance.**
- Includes ongoing charges and the reinvestment of income. It excludes entry and exit fees.
- Has been calculated in GBP.
- Units in the Fund were first issued in 2016.
- This unit class was launched in 2016.

Practical information

- **Trustee:** State Street Trustees Limited.
- **Documents, prices of units and further information:** You can obtain copies of the Prospectus and the latest annual and semi-annual report and accounts for the Fund along with the latest published prices of units and other practical information, from our website at <https://global.vanguard.com>. The documents are available in English and are free of charge.
- **Prices:** The last published prices of units in the Fund are also available from the FT's website www.ft.com or <https://global.vanguard.com>
- **Tax:** The Fund is subject to the tax laws of the United Kingdom. Depending on your country of residence, this may have an impact on your personal tax position. You are recommended to consult your professional tax adviser.
- **Liability:** VIUK may be held liable solely on the basis of any statement contained in this document that is misleading, inaccurate or inconsistent with the relevant parts of the Prospectus for the Fund.
- **Units:** The Fund has both accumulation and income units. You may switch some or all of your shares of one type, to shares of another type within the Fund or other funds managed by VIUK. Details of switching are provided in the Prospectus.
- Information about other classes of unit offered by the Fund can be found in the prospectus or from our website at <https://global.vanguard.com>.
- Further information on the Index Provider please see the Fund's prospectus.
- **Remuneration policy:** Details of the Vanguard European Remuneration Policy are available at <https://www.ie.vanguard/content/dam/intl/europe/documents/ch/en/ucits-v-remuneration-policy.pdf> including: (a) a description of how remuneration and benefits are calculated; and (b) the identities of persons responsible for awarding remuneration and benefits. A paper copy of these details may be obtained, free of charge, on request from the Head of Human Resources, Europe, Vanguard Asset Services, Limited, 4th Floor The Walbrook Building, 25 Walbrook, London EC4N 8AF.

KEY INFORMATION DOCUMENT

Purpose:

This document provides you with key information about this investment product. It is not marketing material. The information is required by law to help you understand the nature, risks, costs, potential gains and losses of this product and to help you compare it with other products.

Document valid from: 13/05/2024

Titan Core Credit Fund (the "Fund"), Class A GBP Accumulation Shares, ISIN: IE000KBMQSA8

Product

The Fund, a sub-fund of Tideway UCITS Funds ICAV (the "ICAV"), is authorised and supervised by the Central Bank of Ireland ("CBI") in Ireland and manufactured by Waystone Management Company (IE) Limited (the "Manager"). The Manager is authorised in Ireland and regulated by the CBI and the CBI is responsible for supervising the Manager in relation to this Key Information Document.

For more information on this product, please refer to or call +44 20 3031 6008.

What is this product?

Type: The Fund is domiciled in Ireland and is an open-ended investment company and qualifies as an undertaking for collective investment in transferable securities ("UCITS").

Intended Retail Investor: The Fund is suitable for investors with a medium holding period and who have a low to moderate risk appetite.

Term: The Fund does not have a fixed term of existence or maturity period but in certain circumstances, as described in the Prospectus, the Fund may be unilaterally terminated following written notice to investors subject to compliance with the Prospectus and applicable regulation. Subject to the liquidation, dissolution and termination rights of the Board of the ICAV as set forth in the Prospectus, the Fund cannot be automatically terminated.

Objectives:

The Fund aims to achieve capital appreciation by outperforming the GBP Hedged Bloomberg Global Aggregate Corporate Index ("Benchmark") on a rolling 3-year basis.

The Fund is actively managed and will invest in fixed income securities listed or traded on Recognised Exchanges worldwide. The investments of the Fund represent a fixed income credit portfolio. Fixed income is defined as a corporate or asset backed securities.

The core focus of the fund is to invest in government and/or corporate investment grade securities, including fixed and/or floating rate debt securities.

There is no geographical, industry or sectoral focus to the Fund. However, maximum 20% of the Fund's Net Asset Value can be invested in emerging markets.

There will be no leverage or short positions in the Fund.

The Fund may invest up to 100% of its Net Asset Value in government and/or corporate fixed income securities which are classified as investment grade or sub-investment grade securities with a credit rating typically AAA to BB-

The Fund may invest up to 20% of the Fund's Net Asset Value in high yield/sub-investment grade fixed income securities with an average credit rating of BB+/Ba1 or below.

Ratings will be determined by taking the average rating from Standard & Poor's, Moody's, Fitch or any other equivalent recognised rating agency.

The Fund may invest up to 40% of the Fund's Net Asset Value in corporate bonds that are subordinated debt including unsecured bonds and corporate hybrid bonds, as well as additional/restricted Tier 2 bonds and Tier 3 bonds issued by financial companies such as banks and insurance companies.

Depending on the market conditions, the Fund, where considered appropriate by the Investment Manager, may be wholly invested in cash deposits and money market instruments.

The Fund may utilise derivatives for currency hedging purposes. Derivatives will not be used for investment purposes.

The Fund is considered to be actively managed in reference to the GBP Hedged Bloomberg Global Aggregate Corporate Index by virtue of the fact that it aims to measure performance against the Index and to outperform the Index on a rolling basis. However, the Index is not used for portfolio composition and the Fund may be wholly invested in securities which are not constituents of the Index.

This share class is an accumulating share class and, therefore, it is not currently intended to distribute dividends to the Shareholders.

You can buy and sell shares in the sub-fund on any week day on which commercial banks are open in Dublin and London.

The depositary is The Bank of New York Mellon SA/NV, Dublin Branch. ("the Depositary").

What are the risks and what could I get in return?

Risk indicator



The risk indicator assumes you keep the product for 5 years. The actual risk can vary significantly if you cash in at an early stage and you may get back less than your original investment. In addition to the market price risk, please refer to the Prospectus for further information.

If the Fund currency differs from your investment currency, you will receive payments in a different currency, so the final return you will get depends on the exchange rate between the two currencies. This risk is not considered in the indicator shown above.

The summary risk indicator is a guide to the level of risk of this product compared to other products. It shows how likely it is that the product will lose money because of movements in the markets or because we are not able to pay you.

We have classified this product as class 3 out of 7, which is a medium-low risk class. This rates the potential losses from future performance at a medium-low level. Poor market conditions could impact your returns.

The value of your investment may fall and you may not get back the amount you invested.

Due to effects of unusual market conditions, other risks could be triggered, such as: counterparty risk and liquidity risk. Please refer to the ICAV's Prospectus for further detail

Performance scenarios

What you will get from this product depends on future market performance. Market developments in the future are uncertain and cannot be accurately predicted.

The figures shown include all the costs of the product itself, but do not take into account your personal tax situation and may not include all the costs that you pay to your advisor or distributor, which may also affect how much you get back.

The stress scenario shows what you might get back in extreme market circumstances.

The unfavourable, moderate, and favourable scenarios shown are illustrations of what you might get back using the worst, average, and best performance of the product / a suitable benchmark over the last 10 years. Markets could develop very differently in the future.

Investment: GBP 10,000 (Recommended holding period: 5 years)			
Scenarios		If you exit after 1 year	If you exit after 5 years (recommended holding period)
Minimum:	There is no minimum guaranteed return. You could lose some or all of your investment.		
Stress Scenario	What you might get back after costs	8,100 GBP	7,540 GBP
	Average return each year	- 19.02 %	- 5.5 %
Unfavourable Scenario	What you might get back after costs	8,160 GBP	8,710 GBP
	Average return each year	- 18.41%	- 2.72%
Moderate Scenario	What you might get back after costs	10,220 GBP	11,430 GBP
	Average return each year	2.2%	2.7%
Favourable Scenario	What you might get back after costs	11,100 GBP	12,460 GBP
	Average return each year	11.02%	4.5%

Unfavourable: This type of scenario occurred for an investment between 08/2021 and 02/2024.

Moderate: This type of scenario occurred for an investment between 05/2015 and 04/2020.

Favourable: This type of scenario occurred for an investment between 01/2016 and 12/2020.

What happens if the Manager is unable to pay out?

The Manager is responsible for administration and management of the ICAV and does not typically hold assets of the Fund (assets that can be held by depositary are, in line with applicable regulations, held with a depositary in its custody network). The Manager and the Investment Manager have no obligation to pay out since the Fund's design does not contemplate any such payment being made. However, investors may suffer loss if the ICAV or the depositary is unable to pay out. There is no public or private investor compensation scheme that can compensate for any losses due to the insolvency of the ICAV, the Manager and the Investment Manager.

What are the costs?

Costs over Time

The person selling you or advising you about the Fund may charge you other costs. If so, this person will provide you with information about these costs and show you the impact that all costs will have on your investment over time.

The tables show the amounts that are taken from your investment to cover different types of costs. These amounts depend on how much you invest, how long you hold the Fund and how well the Fund performs. The amounts shown here are illustrations based on an example investment amount and different possible investment periods:

We have assumed:

- In the first year you would get back the amount that you invested (0% annual return). For the other holding period we have assumed the Fund performs as shown in the moderate scenario.
- GBP 10,000 is invested.

Investment: GBP 10,000		
	If you exit after 1 year	If you exit after 5 years (recommended holding period)
Total costs	49 GBP	285 GBP
Annual Cost Impact (*)	0.49 %	0.51 %

*This illustrates how costs reduce your return each year over the holding period. For example it shows that if you exit at the recommended holding period your average return per year is projected to be 3.21% before costs and 2.70% after costs.

Composition of Costs

If you exit after 1 year			
One-off costs upon entry or exit	Entry costs	The impact of the costs you pay when entering your investment. We do not charge an entry fee for this investment, but the person selling you the product may do so.	N/A
	Exit costs	The impact of the costs you pay when exiting your investment. We do not charge an exit fee for this investment, but the person selling you the product may do so.	N/A
Ongoing costs	Management fees and other administrative or operating costs	0.40% are incurred each year in managing your investments including those incurred by any underlying investments.	40 GBP
	Transaction costs	0.09% is the impact of the costs incurred when we are buying and selling underlying investments for the product.	9 GBP
Incidental costs taken under specific conditions	Performance fees	There is no performance fee for this product.	N/A

How long should I hold it and can I take my money out early?

The recommended holding period is 5 years for investments made into this Fund. If you sell your shares before the end of the recommended holding period you may increase the risk of receiving back less than you invested.

Recommended holding period: 5 years

How can I complain?

Complaints may be referred to the Complaints Department, Waystone Management Company (IE) Limited, 35 Shelbourne Road, Ballsbridge, Dublin, D04 A4E0, Ireland or by email to complianceeurope@waystone.com.

Once we have considered your complaint, you may have the right to refer the matter to the Central Bank of Ireland ("CBI"). Should you wish to refer a complaint or contact the CBI, you may do so at: Central Bank of Ireland, New Wapping Street, North Wall Quay, Dublin 1, D01 F7X3, Ireland or by telephone to +353 1 224 6000.

Other relevant information

Alongside this document, please read the Prospectus. Copies of the Prospectus, the latest annual and semi-annual reports, as well as the latest published prices of the shares in the Fund and other information, including how to buy and sell shares are available from the Administrator or the website below.

You may switch your shares to the shares of another sub-fund of the ICAV. Please refer to the Prospectus for full details.

The Fund is one of a number of sub-funds. The assets and liabilities of each sub-fund are segregated by law from each other and the rights of investors and creditors in relation to any sub-fund should normally be limited to the assets of that sub-fund. However, the ICAV is a single legal entity and may operate in jurisdictions that may not recognise such segregation.

The above information and details of the past performance of the Fund and the previous performance scenario calculations can be found on the website <https://www.titaninvestmentsolutions.com/>. The past performance chart shows the share class's performance as the percentage loss or gain per year over the last 0 years.

KEY INFORMATION DOCUMENT

Purpose:

This document provides you with key information about this investment product. It is not marketing material. The information is required by law to help you understand the nature, risks, costs, potential gains and losses of this product and to help you compare it with other products.

Document valid from: 13/05/2024

Titan Short Duration IG Income Fund (the "Fund"), Class A GBP Accumulation Shares, ISIN: IE000DWW9114

Product

The Fund, a sub-fund of Tideway UCITS Funds ICAV (the "ICAV"), is authorised and supervised by the Central Bank of Ireland ("CBI") in Ireland and manufactured by Waystone Management Company (IE) Limited (the "Manager"). The Manager is authorised in Ireland and regulated by the CBI and the CBI is responsible for supervising the Manager in relation to this Key Information Document.

For more information on this product, please refer to or call +44 20 3031 6008.

What is this product?

Type: The Fund is domiciled in Ireland and is an open-ended investment company and qualifies as an undertaking for collective investment in transferable securities ("UCITS").

Intended Retail Investor: The Fund is suitable for investors with a medium holding period and who have a low risk appetite.

Term: The Fund does not have a fixed term of existence or maturity period but in certain circumstances, as described in the Prospectus, the Fund may be unilaterally terminated following written notice to investors subject to compliance with the Prospectus and applicable regulation. Subject to the liquidation, dissolution and termination rights of the Board of the ICAV as set forth in the Prospectus, the Fund cannot be automatically terminated.

Objectives:

The Fund aims to achieve capital protection and capital appreciation by providing a return against the Bank of England UK Base Rate ("Benchmark") of +0.5% on a rolling 1 year basis.

The Fund is actively managed and will invest in fixed income securities listed or traded on Recognised Exchanges worldwide. The investments of the Fund represent a fixed income credit portfolio. Fixed income is defined as a corporate or asset backed securities.

The core focus of the fund is to invest in government and/or corporate Investment Grade ("IG") securities, including fixed and/or floating rate debt securities.

There will be no leverage or short positions in the Fund.

The Fund will have a maximum duration of 1.5 years. Duration is the price sensitivity of the fixed income securities in the Fund to changes in interest rates, expressed as a number of years. At least 25% of the Fund's portfolio will be invested in securities which have final legal maturity within 1 (one) year.

All fixed rate securities must have expected maturity date of 3 (three) years or less. All floating rate securities must have expected maturity date of 5 (five) years or less.

The Fund may invest up to 100% of its Net Asset Value in government and/or corporate fixed income securities which are classified as Investment Grade ("IG") which means that securities have a credit rating AAA to BBB-.

At least 50% of the Fund's portfolio will be invested in securities rated AA on average and at least 25% will be invested in AAA.

Ratings will be determined by taking the average rating from Standard & Poor's, Moody's, Fitch or any other equivalent recognised rating agency.

The Fund may invest in covered bonds which are bonds issued by a bank or mortgage institution and collateralised against a pool of assets that, in case of failure of the issuer, can cover claims at any point of time.

Depending on the market conditions, the Fund, where considered appropriate by the Investment Manager, may be wholly invested in cash deposits and money market instruments.

The Fund may utilise derivatives for currency hedging purposes. Derivatives will not be used for investment purposes.

The Fund is considered to be actively managed in reference to the Bank of England's Base Rate by virtue of the fact that it aims to measure performance against the Index and to generate a return against the Bank of England's Base Rate plus 0.5% per annum on a rolling basis.

There is no geographical, industry or sectoral focus to the Fund.

This share class is an accumulating share class and, therefore, it is not currently intended to distribute dividends to the Shareholders.

You can buy and sell shares in the sub-fund on any week day on which commercial banks are open in Dublin and London.

The depositary is The Bank of New York Mellon SA/NV, Dublin Branch. ("the Depositary").

What are the risks and what could I get in return?

Risk indicator



The risk indicator assumes you keep the product for 5 years. The actual risk can vary significantly if you cash in at an early stage and you may get back less than your original investment. In addition to the market price risk, please refer to the Prospectus for further information.

If the Fund currency differs from your investment currency, you will receive payments in a different currency, so the final return you will get depends on the exchange rate between the two currencies. This risk is not considered in the indicator shown above.

The summary risk indicator is a guide to the level of risk of this product compared to other products. It shows how likely it is that the product will lose money because of movements in the markets or because we are not able to pay you.

We have classified this product as class 1 out of 7, which is the lowest risk class. This rates the potential losses from future performance at a very low level. Poor market conditions could impact your returns.

The value of your investment may fall and you may not get back the amount you invested.

Due to effects of unusual market conditions, other risks could be triggered, such as: counterparty risk and liquidity risk. Please refer to the ICAV's Prospectus for further detail

Performance scenarios

What you will get from this product depends on future market performance. Market developments in the future are uncertain and cannot be accurately predicted.

The figures shown include all the costs of the product itself, but do not take into account your personal tax situation and may not include all the costs that you pay to your advisor or distributor, which may also affect how much you get back.

The stress scenario shows what you might get back in extreme market circumstances.

The unfavourable, moderate, and favourable scenarios shown are illustrations of what you might get back using the worst, average, and best performance of the product / a suitable benchmark over the last 10 years. Markets could develop very differently in the future.

Investment: GBP 10,000 (Recommended holding period: 5 years)			
Scenarios		If you exit after 1 year	If you exit after 5 years (recommended holding period)
Minimum:	There is no minimum guaranteed return. You could lose some or all of your investment.		
Stress Scenario	What you might get back after costs	9,900 GBP	9,740 GBP
	Average return each year	- 0.99 %	- 0.52 %
Unfavourable Scenario	What you might get back after costs	9,960 GBP	9,850 GBP
	Average return each year	- 0.44%	- 0.3%
Moderate Scenario	What you might get back after costs	9,970 GBP	9,870 GBP
	Average return each year	- 0.28%	- 0.26%
Favourable Scenario	What you might get back after costs	10,430 GBP	10,470 GBP
	Average return each year	4.35%	0.92%

Unfavourable: This type of scenario occurred for an investment between 03/2014 and 02/2019.

Moderate: This type of scenario occurred for an investment between 11/2015 and 10/2020.

Favourable: This type of scenario occurred for an investment between 03/2019 and 02/2024.

What happens if the Manager is unable to pay out?

The Manager is responsible for administration and management of the ICAV and does not typically hold assets of the Fund (assets that can be held by depositary are, in line with applicable regulations, held with a depositary in its custody network). The Manager and the Investment Manager have no obligation to pay out since the Fund's design does not contemplate any such payment being made. However, investors may suffer loss if the ICAV or the depositary is unable to pay out. There is no public or private investor compensation scheme that can compensate for any losses due to the insolvency of the ICAV, the Manager and the Investment Manager.

What are the costs?

Costs over Time

The person selling you or advising you about the Fund may charge you other costs. If so, this person will provide you with information about these costs and show you the impact that all costs will have on your investment over time.

The tables show the amounts that are taken from your investment to cover different types of costs. These amounts depend on how much you invest, how long you hold the Fund and how well the Fund performs. The amounts shown here are illustrations based on an example investment amount and different possible investment periods:

We have assumed:

- In the first year you would get back the amount that you invested (0% annual return). For the other holding period we have assumed the Fund performs as shown in the moderate scenario.
- GBP 10,000 is invested.

Investment: GBP 10,000		
	If you exit after 1 year	If you exit after 5 years (recommended holding period)
Total costs	37 GBP	182 GBP
Annual Cost Impact (*)	0.37 %	0.37 %

*This illustrates how costs reduce your return each year over the holding period. For example it shows that if you exit at the recommended holding period your average return per year is projected to be 0.11% before costs and -0.26% after costs.

Composition of Costs

If you exit after 1 year			
One-off costs upon entry or exit	Entry costs	The impact of the costs you pay when entering your investment. We do not charge an entry fee for this investment, but the person selling you the product may do so.	N/A
	Exit costs	The impact of the costs you pay when exiting your investment. We do not charge an exit fee for this investment, but the person selling you the product may do so.	N/A
Ongoing costs	Management fees and other administrative or operating costs	0.30% are incurred each year in managing your investments including those incurred by any underlying investments.	30 GBP
	Transaction costs	0.07% is the impact of the costs incurred when we are buying and selling underlying investments for the product.	7 GBP
Incidental costs taken under specific conditions	Performance fees	There is no performance fee for this product.	N/A

How long should I hold it and can I take my money out early?

The recommended holding period is 5 years for investments made into this Fund. If you sell your shares before the end of the recommended holding period you may increase the risk of receiving back less than you invested.

Recommended holding period: 5 years

How can I complain?

Complaints may be referred to the Complaints Department, Waystone Management Company (IE) Limited, 35 Shelbourne Road, Ballsbridge, Dublin, D04 A4E0, Ireland or by email to complianceeurope@waystone.com.

Once we have considered your complaint, you may have the right to refer the matter to the Central Bank of Ireland ("CBI"). Should you wish to refer a complaint or contact the CBI, you may do so at: Central Bank of Ireland, New Wapping Street, North Wall Quay, Dublin 1, D01 F7X3, Ireland or by telephone to +353 1 224 6000.

Other relevant information

Alongside this document, please read the Prospectus. Copies of the Prospectus, the latest annual and semi-annual reports, as well as the latest published prices of the shares in the Fund and other information, including how to buy and sell shares are available from the Administrator or the website below.

You may switch your shares to the shares of another sub-fund of the ICAV. Please refer to the Prospectus for full details.

The Fund is one of a number of sub-funds. The assets and liabilities of each sub-fund are segregated by law from each other and the rights of investors and creditors in relation to any sub-fund should normally be limited to the assets of that sub-fund. However, the ICAV is a single legal entity and may operate in jurisdictions that may not recognise such segregation.

The above information and details of the past performance of the Fund and the previous performance scenario calculations can be found on the website <https://www.titaninvestmentsolutions.com/>. The past performance chart shows the share class's performance as the percentage loss or gain per year over the last 0 years.

Key Investor Information

This document provides you with the key investor information about this Fund. It is not marketing material. The information is required by law to help you understand the nature and the risks of investing in this Fund. You are advised to read it so you can make an informed decision about whether to invest.

WS Ardtur Continental European Fund (the "Fund"), Class P (Institutional) Accumulation, a fund within WS General Global Investment Funds (the "Company") (ISIN: GB00BYX3YX40)

Waystone Management (UK) Limited is the Authorised Corporate Director of the Fund

Objective and investment policy

Objective

To achieve growth in capital (an increase in the value of the Fund), above that of the MSCI Daily TR Net Europe Ex UK USD (converted into GBP) over any five year period, after all costs and charges have been taken.

There is no guarantee that the objective will be met over any time period and you may get back less than you invest.

Investment Policy

To invest at least 60% in the shares of companies incorporated or domiciled in Continental Europe.

The Fund may also invest up to 30% in the shares of companies not incorporated or domiciled in Continental Europe (including emerging markets, which are countries whose economies are progressing towards becoming advanced), and worldwide in bonds (loans to either a company or government or public body that usually pay interest) and money market instruments (which are short term loans that pay interest) and cash.

The Fund may also invest up to 10% to gain commodity exposure (commodities are raw materials such as oil and precious metals, and agricultural products such as wheat and livestock) through transferable securities such as exchange traded commodities. Investments in open ended Funds are limited to 10% of the Fund's net asset value.

The Investment Manager utilises a number of risk analysis techniques, including but not limited to the historical price of a security, considering research in respect of a security and researching and assessing the economic status of the market in which the security is listed or traded.

The Investment Manager uses a flexible investment approach which aims to take account of and is responsive to anticipated changes in economic and market conditions allowing the Fund to typically diversify its exposure across a range of individual investments and industry sectors.

Other features of the Fund:

- The Fund is actively managed. The Investment Manager uses its expertise to select investments for the Fund and has the discretion to invest in the investments as described above with no need to adhere to a particular benchmark.
- The Fund can invest in other funds (including those managed by the Manager, the Investment Manager and its associates).
- The Fund can invest across different geographic regions, industry sectors and market capitalisations without limitation.
- Exposure to commodities will be through indirect investments only.
- Up to 30% of the Fund may be invested in emerging markets, although typical exposure is expected to be less than 10%.
- You can buy and sell shares in the Fund on each business day.
- Income from the Fund will be added to the value of your investment.
- Derivatives (whose value is linked to that of another investment, e.g company shares, currencies) may be used to manage the risk profile of the Fund on a limited basis.
- In extraordinary market conditions which could result in significant loss, the Fund has the ability to invest up to 100% in lower risk assets such as cash.
- Forward currency contracts may be used to hedge currency movements in the value of the investments held by the Fund.
- Recommendation: This Fund may not be appropriate for investors who plan to withdraw their money within 5 years.

Risk and reward profile



- This indicator shows how much a fund has risen and fallen in the past, and therefore how much a fund's returns have varied. It is a measure of a fund's volatility. The higher a fund's past volatility the higher the number on the scale and the greater the risk that investors in that fund may have made losses as well as gains.
- The Fund has been classed as 6 because its volatility has been measured as above average to high.
- This indicator is based on historical data and may not be a reliable indication of the future risk profile of this Fund.
- The risk and reward profile shown is not guaranteed to remain the same and may shift over time. The lowest number on the scale does not mean that a fund is risk free.
- Currency Risk: As the Fund can be exposed to different currencies, changes in exchange rates may decrease the value of your investment.
- Counterparty Risk: The failure of a firm involved in a transaction with the Fund or providing services to the Fund may expose the Fund to financial loss.
- Emerging Markets Risk: The Fund may invest in emerging markets, which are markets in countries that are developing. Emerging markets may have more political and economic risks than developed markets, resulting in price movements that may cause a loss to the Fund.
- Liquidity Risk: The Fund may invest in assets where, in difficult market conditions, there is an increased risk that a position cannot be bought or sold in a timely manner or at a reasonable price and the Manager may suspend dealing in the Fund.
- Concentrated Fund: The Fund may hold a small number of investments and/or invest in stocks with a particular industry, sector or geographical focus. The value of the Fund may therefore be subject to large swings (both up and down).
- Smaller Companies Risk: Shares in smaller companies' are often traded less frequently than those of larger companies which means they may be more difficult to buy and sell. Their prices may also be subject to short term swings (both up and down) in their value.
- Alternative Investment Risk: The Fund may invest in other investment vehicles to gain indirect exposure to alternative assets including commodities. Exposure to such investments can involve a higher degree of risk that may increase the risk of investment loss. The performance of such vehicles can be volatile and there is a risk that investors may experience a delay in receiving redemption proceeds.
- For more information about the Fund's risks please see the Risk Factors section of the prospectus which is available at www.waystone.com.

Charges for this Fund

The charges you pay are used to pay the costs of running the Fund. These charges reduce the potential growth of your investment.

One-off charges taken before or after you invest	
Entry Charge	4.00%
This is the maximum that might be taken out of your money before it is invested.	
Exit Charge	None
Charges taken from the Fund over the year	
Ongoing Charges	0.94%
Charges taken from the Fund under certain specific conditions	
Performance Fee	20.00% of any outperformance of the Benchmark since the last Performance Fee over a 12 month period to 31 December. A Crystallisation Fee representing the pro-rata portion of the accrued Performance Fee may be deducted from redemption proceeds and payable to the Investment Manager upon redemption of shares.

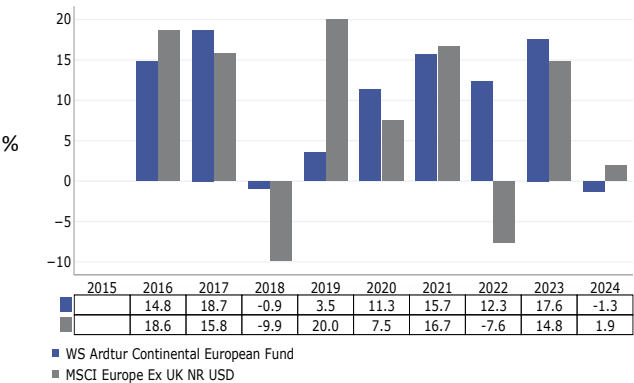
The entry charge shown is a maximum figure. In some cases investors may pay less. You can find out the actual charges from your financial advisor or distributor.

The ongoing charges figure is based on expenses as at 31 December 2023. This figure may vary from year to year. The ongoing charges are taken from the income of the Fund. They exclude portfolio transaction costs, except in the case of an entry/exit charge paid by the Fund when buying or selling units in another collective investment undertaking.

You may also be charged a dilution levy (an amount to cover dealing costs incurred by the Fund) on entry to or exit from the Fund.

For more information about charges, please see the Company's prospectus which is available at www.waystone.com.

Past performance



- Past performance is not a guide to future performance.
- The past performance in the chart shown opposite is net of tax and charges but excludes the entry charge that may be paid on the purchase of an investment. This share class was launched in November 2015.
- The Fund was launched in May 2002. The Fund was renamed in September 2023, and was previously known as the LF Brook Continental European Fund.
- Past performance takes into account all charges and costs
- Past performance is calculated in GBP

Practical information

WS General Global Investment Funds	This key investor information document describes a fund within the Company. The prospectus and periodic reports are prepared for the entire company.
Documents	<p>You can obtain further detailed information regarding the Fund and the Company's latest Value Assessment report, its Prospectus, latest annual reports and any subsequent half yearly reports free of charge from the Authorised Corporate Director by calling 0345 922 0044 or visiting www.waystone.com and also by request in writing to Waystone Management (UK) Limited, PO Box 389, Darlington, DL1 9UF.</p> <p>Details of Waystone Management (UK) Limited remuneration policy (including a description of how remuneration and benefits are calculated and the composition of the remuneration committee) are available at www.waystone.com or by requesting a paper copy free of charge (see above for contact details).</p>
Prices of shares and further Information	You can check the latest prices by calling 0345 922 0044 or by visiting our website www.waystone.com .
Right to switch	Subject to any restrictions on the eligibility of investors for a share class, a shareholder in one fund may be able to switch all or some of his shares in one fund for shares in another fund in the company. See the prospectus for full details.
Fund Segregation	The Company is an umbrella fund with segregated liability between funds. This means that the holdings of this Fund are maintained separately under UK law from the holdings of other funds of the Company and your investment in this Fund will not be affected by any claims against another fund of the Company.
Depository	The Bank of New York Mellon (International) Limited
Tax	UK tax legislation may have an impact on your personal tax position.
Liability	Waystone Management (UK) Limited may be held liable solely on the basis of any statement contained in this document that is misleading, inaccurate or inconsistent with the relevant parts of the prospectus for the Company.

This Fund is authorised in the United Kingdom and regulated by the Financial Conduct Authority (FCA). Waystone Management (UK) Limited is authorised in the United Kingdom and regulated by the FCA.

This key investor information is accurate as at 18/02/2025.