

KEY INVESTOR INFORMATION

This document provides you with key investor information about this fund. It is not marketing material. The information is required by law to help you understand the nature and the risks of investing in this fund. You are advised to read it so you can make an informed decision about whether to invest.



Aegon High Yield Bond Fund
a sub-fund of Aegon Asset Management UK ICVC
Sterling Class B - Income shares (ISIN: GB00B1N9DY51)

This fund is managed by Aegon Asset Management UK plc (the authorised corporate director ("ACD")).

Objectives and investment policy

Objective: to provide a combination of income and capital growth over any 7 year period.

Policy: At least 80% of the Fund will be invested in a portfolio of high yield corporate bonds issued anywhere in the world and denominated in any currency.

High yield corporate bonds are considered by the investment manager to be bonds issued by companies whose credit rating is defined as Ba1 or below by Moody's or BB+ or below by Standard and Poor's or BB+ or below by Fitch or their respective successors or equivalents. High yield bonds also include non-rated instruments.

The Fund is actively managed and the ACD will seek to achieve diversification across individual issuers, geographies and sectors when constructing the portfolio.

To the extent that the Fund is not fully invested in high yield corporate bonds, the Fund may also invest in other transferable securities (including corporate debt and government and public securities denominated in any currency), collective investment schemes (up to 10% of Net Asset Value and which may include schemes managed by the ACD or its affiliates), money market instruments, deposits and cash and near cash. It is intended that investment in any other collective investment schemes will be predominately in approved money market instruments.

Derivatives may be used for investment purposes, for example exposure to assets may be gained through the use of derivatives. Derivatives may also be used for efficient portfolio management (including hedging to reduce currency risk).

Non-Sterling exposure will typically be hedged back to Sterling to reduce currency risk but the Fund is permitted to take active non-Sterling exposure.

Other information

You can buy, sell or exchange the Fund's shares on any business day (see 'Dealing Day' in the Prospectus Definitions for more information).

Income the Fund receives will be paid out every month.

The Fund is not managed in reference to any index or benchmark

It is expected that the Fund will be held as part of a diversified portfolio which may include other assets such as bonds, equities, property and cash.

Risk and reward profile

1	2	3	4	5	6	7
Lower risk / potentially lower rewards				Higher risk / potentially higher rewards		

The risk/reward profile shows the risk of investing in the Fund, based on the rate at which its value has changed in the past. This Fund has the above risk/reward rating because bond prices can be affected by political or economic events, and also changes in exchange rates.

The Fund's category is not guaranteed and may change over time. It is calculated using historical data, which may not be a reliable indication for the future. Category 1 does not mean 'risk free'.

The following risks which are not, or are not fully, reflected in the risk/reward profile are also relevant to the Fund:

Credit: An issuer of bonds may be unable to make payments due to the Fund (known as a default). The value of bonds may fall as default becomes more likely. Both default and expected default may cause the Fund's value to fall. High yield bonds generally offer higher returns because of their higher default risk and investment grade bonds generally offer lower returns because of their lower default risk.

Liquidity: The Fund's value may fall if bonds become more difficult to trade or value due to market conditions or a lack of supply and demand. This risk increases where the Fund invests in high yield bonds.

Counterparty: Investments such as derivatives are made using financial contracts with third parties. Those third parties may fail to meet their obligations to the Fund due to events beyond our control. The Fund's value could fall because of: (i) loss of monies owed by the counterparty; and/or (ii) the cost of replacement financial contracts.

Other markets: The Fund may invest in countries which have less developed political, economic and legal systems and which provide fewer investor protections. Difficulties in buying, selling, safekeeping or valuing investments in such countries may reduce the value of the Fund.

Derivatives: The value of derivatives depends on the performance of an underlying asset. Small changes in the price of that asset can cause larger changes in the value of the derivative. This increases potential gain but also potential loss.

Fund charges: The Fund charges its fees against capital, which will increase the amount of income available for distribution to Shareholders, but may constrain capital growth.

Interest Rate Risk: Bond values are affected by changes in interest rates. When interest rates rise, the value of the Fund is likely to fall.

Full details of risks are disclosed in the section 'Risk Factors' in the Prospectus.

Charges

The charges you pay are used to pay the costs of running the Fund, including the costs of marketing and distributing it. These charges reduce the potential growth of your investment.

One-off charges taken before or after you invest

Entry charge	0.00%
Exit charge	0.00%

This is the maximum that might be taken out of your money before it is invested / before the proceeds of your investment are paid out.

Charges taken from the fund over a year

Ongoing charges	0.61%
-----------------	-------

Charges taken from the fund under certain specific conditions

Performance fee	None
-----------------	------

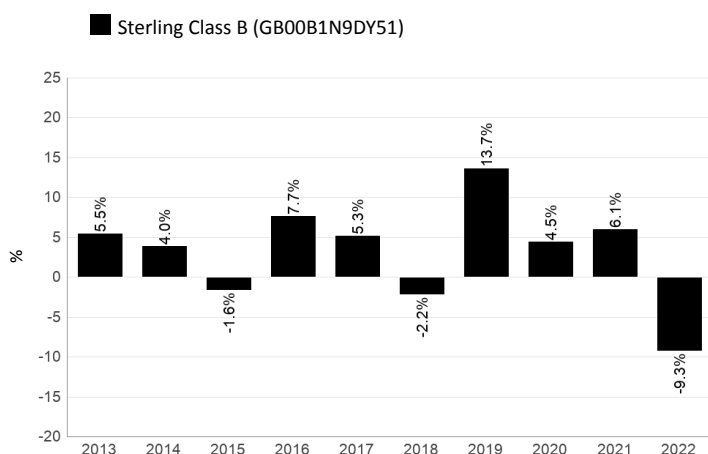
The entry and exit charges shown are the maximum figures, and in some cases you may pay less. You can find out specific charges which apply to your investment by contacting your financial adviser, distributor, or by contacting us using the details given in the Practical Information section.

The ongoing charge is based on expenses for the year to 31 December 2022. This figure may vary from year to year. It excludes any portfolio transaction costs (except in the case of an entry/exit charge paid by the Fund when buying and selling shares in another fund).

Switches or Conversion: 1st 4 in any calendar year are free, and subject to a charge of 1.5% on each transaction thereafter.

More detailed information on charges can be found in the 'Fees and Expenses' section of the Prospectus.

Past performance



Source: Lipper

Past performance is not a guide to future performance.

Fund launch date: 22 March 2002

Share class launch date: 01 March 2007

Performance is calculated in GBP.

The past performance calculation does not take into account the entry and exit charges but does take into account the ongoing charge, as shown in the 'Charges' section.

Note: On 7th September 2020 the name of the Fund changed from Kames High Yield Bond Fund to Aegon High Yield Bond Fund.

Source: Lipper

Practical information

Aegon Asset Management UK ICVC is a UK UCITS scheme structured as an umbrella company with various sub-funds, with segregated liability between sub-funds. This document describes one sub-fund of the UK UCITS; the Prospectus and the Report and Accounts are prepared for the entire UK UCITS.

You can exchange your holdings into another share class of the Fund, or another sub-fund of the UK UCITS, at any time. More detailed information on exchanging can be found in the 'Buying, Redeeming, Switching and Conversion of Shares' section of the Prospectus.

The assets and liabilities of the Fund are segregated by law. Accordingly, the assets of this Fund belong exclusively to it and may not be used to meet the liabilities of, or claims against, any other fund within the Aegon Asset Management UK ICVC. Any liability incurred on behalf of, or attributable to, the Fund shall be discharged solely out of the assets of the Fund.

The depositary is Citibank UK Ltd.

The prices of shares will be published daily on our website (www.aegonam.com).

Further information about the Fund and copies of the Prospectus and the latest Annual and Semi-Annual Report and Accounts can be obtained, free of charge, on our website (www.aegonam.com). These documents are available in English.

You should be aware that tax legislation in the UK (where the Fund is authorised) may have an impact on your personal tax position.

Aegon Asset Management UK plc may be held liable solely on the basis of any statement contained in this document that is misleading, inaccurate or inconsistent with the relevant parts of the Prospectus.

Details of the up to date remuneration policy of Aegon Asset Management UK plc ("the Company"), including but not limited to a description of how remuneration and benefits are calculated and the identity of persons responsible for awarding the remuneration and benefits, are available at www.aegonam.com. A paper copy will be available free of charge upon request at the registered office of the Company.



Artemis UK Select Fund (the “fund”)

Class I accumulation units, GBP [ISIN: GB00B2PLJG05]

The fund is managed by Artemis Fund Managers Limited.

KEY INVESTOR INFORMATION

This document provides you with key investor information about this fund. It is not marketing material. The information is required by law to help you understand the nature and risks of investing in the fund. You are advised to read it so you can make an informed decision about whether to invest.

OBJECTIVES AND INVESTMENT POLICY

Objective

To grow capital over a five year period.

Investment policy

What the fund invests in

- 80% to 100% in company shares.
- Up to 20% in bonds, cash and near cash, other transferable securities, other funds (up to 10%) managed by Artemis and third party funds, money market instruments, and derivatives.

Use of derivatives

The fund may use derivatives:

- for investment purposes to achieve the fund objective, including by taking long and short positions
- to produce additional income or growth
- for efficient portfolio management purposes to reduce risk and manage the fund efficiently.

Where the fund invests

- United Kingdom, including companies in other countries that are headquartered or have a significant part of their activities in the United Kingdom.

Industries the fund invests in

- Any

Other limitations specific to this fund

- Total short exposures to equity derivatives will not exceed 10% of the fund.

Investment strategy

- The fund is actively managed.
- The manager generates ideas from a number of sources of information, detailed financial analysis and wider economic analysis. A systematic approach is used to collect, assess, and cross-reference this information.
- A company's valuation relative to the industry in which it operates is also considered.
- While considering factors which are unique to a company, the manager seeks companies whose valuations are overly conservative in relation to their peers and that provide attractive opportunities for a future upgrade.
- Short positions can be taken where stock-specific insight identifies an over-valued company.


Benchmarks

- **FTSE All-Share Index TR**
A widely-used indicator of the performance of the UK stockmarket, in which the fund invests. It acts as a 'comparator benchmark' against which the fund's performance can be compared. Management of the fund is not restricted by this benchmark.
- **IA UK All Companies NR**
A group of other asset managers' funds that invest in similar asset types as this fund, collated by the Investment Association. It acts as a 'comparator benchmark' against which the fund's performance can be compared. Management of the fund is not restricted by this benchmark.

Other information

- **Dealing frequency:** Normally Monday to Friday except UK public holidays and non-dealing days. Visit www.artemisfunds.com/non-dealing-days for more information. Instructions received before 12 noon UK time will be processed at 12 noon on the same day.
- **Distribution policy:** This is an accumulation class. Income received is reinvested in the value of the fund.

RISK AND REWARD PROFILE



- The fund is in the category shown due to historic volatility (how much and how quickly the value of shares in the fund may have risen and fallen in the past due to movements in markets, currencies and interest rates). It may not be a reliable indication of the future risk profile of the fund.
- The risk category has been calculated using historic data and may not be a reliable indicator of the fund's future risk profile.
- A risk indicator of "1" does not mean that the investment is "risk free".

The risk indicator may not fully take into account the following risks and the following may affect fund performance:

- **Market volatility risk:** The value of the fund and any income from it can fall or rise because of movements in stockmarkets, currencies and interest rates, each of which can move irrationally and be affected unpredictably by diverse factors, including political and economic events.
- **Currency risk:** The fund's assets may be priced in currencies other than the fund base currency. Changes in currency exchange rates can therefore affect the fund's value.
- **Concentration risk:** The fund may have investments concentrated in a limited number of holdings. This can be more risky than holding a wider range of investments.
- **Charges from capital risk:** Where charges are taken wholly or partly out of a fund's capital, distributable income may be increased at the expense of capital, which may constrain or erode capital growth.
- **Derivatives risk:** The fund may invest in derivatives with the aim of profiting from falling ('shorting') as well as rising prices. Should the asset's value vary in an unexpected way, the fund value will reduce.
- **Leverage risk:** The fund may operate with a significant amount of leverage. Leverage occurs when the economic exposure created by the use of derivatives is greater than the amount invested. A leveraged portfolio may result in large fluctuations in its value and therefore entails a high degree of risk including the risk that losses may be substantial.

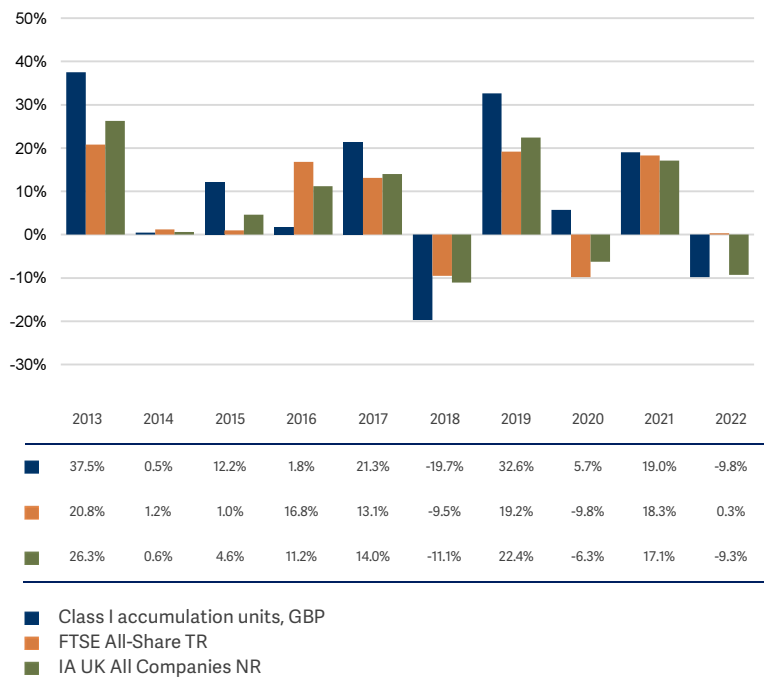
Please refer to the fund's prospectus for full details of these and other risks which are applicable to this fund.

CHARGES FOR THE FUND

One-off charges taken before or after you invest	
Entry charge	None
Exit charge	None
This is the maximum that might be taken out of your money before it is invested or before the proceeds of your investment are paid out.	
Charges taken from the fund over a year	
Ongoing charge	0.840%
Charges taken from the fund under certain specific conditions	
Performance fee	None
<ul style="list-style-type: none">The charges you pay are used to pay the costs of running the fund, including the costs of marketing and distributing it. The charges reduce the potential growth of your investment.The ongoing charges figure is an estimate rather than a historic figure because this better reflects the expected future charges. The charges may vary from year to year. The exact charges made for each financial year are contained in the fund's annual report.The annual management charge is taken from income.	

For more information about charges, please see the fund's prospectus, which is available at www.artemisfunds.com or www.fundinfo.com.

PAST PERFORMANCE



- Past performance is net of all charges except any costs incurred when investors buy or sell the fund.
- This class may have charges or a hedging approach different from those in the IA sector benchmark.
- How the fund has performed in the past is not a guide to how it will perform in the future.
- Performance is calculated in sterling.
- Fund launch date: 3 April 1998.
- Class launch date: 1 September 2010.

PRACTICAL INFORMATION

Trustee: Northern Trust Investor Services Limited.
Further information: Can be obtained from the fund's prospectus and the latest annual and half-yearly reports. The documents are in English and available free of charge. These can be found, along with other information such as the price of the fund's classes by contacting Artemis or visiting www.fundinfo.com .
Remuneration policy: Information about Artemis' remuneration policy is available by contacting Artemis; a paper copy is available free of charge on request.
Tax legislation: UK tax legislation that applies to the fund may have an impact on your personal tax position.
Liability: Artemis Fund Managers Limited may be held liable solely on the basis of any statement contained in this document that is misleading, inaccurate or inconsistent with the relevant parts of the prospectus for the fund.
Glossary: For more information about some of the terms used in this document, please visit www.artemisfunds.com/glossary .

Switches: Subject to any restrictions on the eligibility of investors for a particular class, you can switch your investments between funds or classes in the Artemis range. For further information, please refer to the prospectus or contact Artemis.

Contact Artemis: Visit www.artemisfunds.com or call 0800 092 2051.

Authorisation and regulation: The fund is authorised in the UK by the Financial Conduct Authority. Artemis Fund Managers Limited is authorised and regulated in the UK by the Financial Conduct Authority.

This key investor information is accurate as at 6 March 2023.

This document provides you with key investor information about this fund. It is not marketing material. The information is required by law to help you understand the nature and the risks of investing in this fund. You are advised to read it so you can make an informed decision about whether to invest.

AXA Framlington American Growth Fund

Unit class : AXA Framlington American Growth Fund Z Accumulation GBP (ISIN: GB00B5LXGG05)

This Fund is managed by AXA Investment Managers UK Limited, part of the AXA IM Group

Objective and Investment Policy

Investment Objective

The aim of this Fund is to provide long-term capital growth over a period of 5 years or more.

Investment Policy

The Fund invests in shares of companies which the fund manager believes will provide above-average returns. The Fund invests principally (meaning at least 80% of its assets) in large and medium-sized companies listed in the US. The fund manager selects shares based upon analysis of a company's financial status, quality of its management, expected profitability and prospects for growth.

The fund manager has full discretion to select investments for the Fund in line with the above investment policy and in doing so may take into consideration the S&P 500 Total Return index.

The S&P 500 Total Return index is designed to measure the performance of the 500 largest companies in the U.S. equity market. This index best represents a core component of the Managers' investment universe.

This Fund is actively managed in reference to the S&P 500 Total Return index, which may be used by investors to compare the Fund's performance.

Income

Income from investments in the Fund will be rolled up into the value of your unit if you hold accumulation units.

Fund Currency

The reference currency of the Fund is Sterling.

Investment Horizon

This Fund may not be suitable for investors who plan to withdraw their contribution within five years.

Processing of subscription and redemption orders

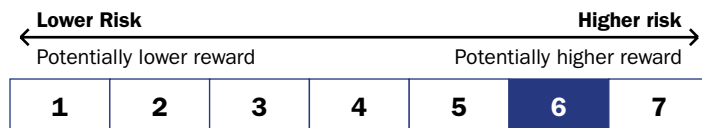
Your orders to buy, sell or transfer units in the Fund must be received by the Administrator by 12 noon on any working day, to receive that day's Fund price. Please note that if your order is placed by an intermediary or Financial Adviser they may require extra processing time.

The Net Asset Value of this Fund is calculated on a daily basis.

Minimum initial investment: £100,000

Minimum subsequent investment: £5,000

Risk and Reward Profile



The risk category is calculated using historical performance data and may not be a reliable indicator of the Fund's future risk profile.

The risk category shown is not guaranteed and may shift over time.

The lowest category does not mean risk free.

Why is this Fund in this category?

The capital of the Fund is not guaranteed. The Fund is invested in financial markets and uses techniques and instruments which may be subject to sudden and significant variation, which may result in substantial gains or losses.

Additional Risks (risks materially relevant to the fund which are not adequately captured by the indicator)

Counterparty Risk: failure by any counterparty to a transaction (e.g. derivatives and securities lending) with the Fund to meet its obligations may adversely affect the value of the Fund. The Fund may receive assets from the counterparty to protect against any such adverse effect but there is a risk that the value of such assets at the time of the failure would be insufficient to cover the loss to the Fund.

Currency Risk: the Fund holds investments denominated in currencies other than the base currency of the Fund. As a result, exchange rate movements may cause the value of investments (and any income received from them) to fall or rise affecting the Fund's value.

Further explanation of the risks associated with an investment in this Fund can be found in the prospectus.



AXA Framlington American Growth Fund

Charges

The charges you pay are used to pay the cost of running the fund, including the costs of marketing and distributing it. These charges reduce the potential growth of your investment.

One-off charges taken before or after you invest

Entry charge	none
Exit charge	none
This is the maximum that might be taken out of your money before it is invested.	

Charges taken from the fund over a year

Ongoing charges	0.82%
-----------------	-------

Charges taken from the fund under certain specific conditions

Performance fee	none
-----------------	------

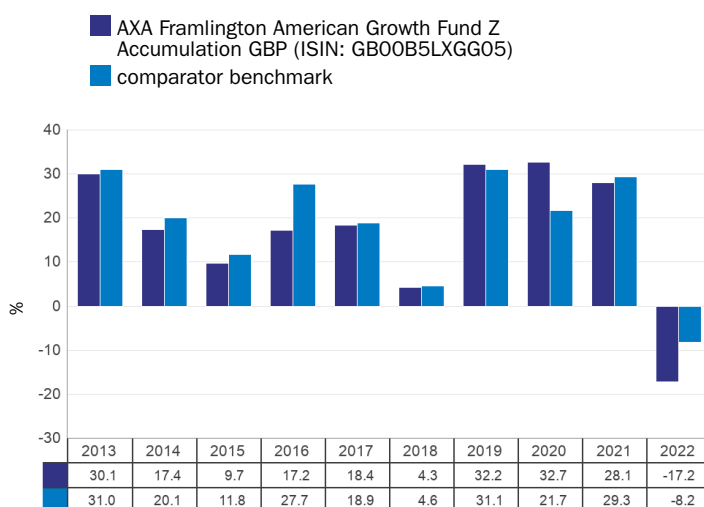
The entry and exit charges shown are maximum figures. In some cases, you might pay less - you can find this out from your Financial Adviser.

The ongoing charges figure is based on expenses for the previous twelve month period. This figure may vary from year to year. It excludes:

- Performance fees
- Portfolio transaction costs, except in the case of an entry/exit charge paid by the Fund when buying or selling units in another collective investment undertaking.

For more information about charges, please refer to AXA IM website: <https://www.axa-im.co.uk/important-information/fund-charges-and-costs> as well as the Fees and Expenses section of the prospectus which is available at <https://funds.axa-im.com>.

Past Performance



Past performance is not a reliable indicator of future results.

Past performance is shown after the deduction of ongoing charges. Any entry/exit fees are excluded from the calculation.

The Fund was launched on 23/12/1992 and the unit in 1992.

Past performance has been calculated in Sterling and is expressed as a percentage change of the Fund's Net Asset Value at each year end.

Prior to 07/08/2019 the comparator benchmark was the 100 % Russel 1000 Growth Total Return Gross (RU10GRTR).

From 07/08/2019 to 03/04/2020, the comparator benchmark of the Fund is the Russell 1000 Growth index.

As of 03/04/2020, the comparator benchmark is the S&P 500 Total Return index.

Practical Information

Trustee:

HSBC Bank Plc
Registered Office
8 Canada Square
London, E14 5HQ

Further information:

More detailed information on this Fund, such as the prospectus as well as the latest annual and semi-annual report, can be obtained free of charge from the Fund's Management Company, the Administrator, the Fund's distributors, online at <https://funds.axa-im.com>, or by calling 0345 777 5511. These documents are available in English.

More unit classes are available for this Fund. For more details about other unit classes, please refer to the prospectus, which is available at <https://funds.axa-im.com>.

Details of the up to date remuneration policy of the Management Company are published online at <https://www.axa-im.com/important-information/remuneration-policy>. This includes the description of how remuneration and benefits are awarded for employees, and information on the remuneration committee. The Management Company provides a paper copy free of charge upon request.

A glossary of some of the terms used in this document can be found online at <https://retail.axa-im.co.uk/glossary>.

Net Asset Value Publication:

The Net Asset Value per unit is available at <https://www.axa-im.co.uk> and at the registered office of the Fund's Management Company.

Tax Legislation:

The Fund is subject to the tax laws and regulations of the United Kingdom. Depending on your own country of residence this might have an impact on your investments. For further details, you should consult a tax adviser.

Liability Statement:

AXA Investment Managers UK Limited may be held liable solely on the basis of any statement contained in this document that is misleading, inaccurate or inconsistent with the relevant parts of the prospectus for the Fund.

Switching between Funds:

Unitholders may apply for their units to be converted into units of another Fund, provided that the conditions for accessing the target units are fulfilled. Investment would be at the Net Asset Value of the target fund, calculated at the applicable Valuation Point following receipt of the conversion request. The redemption and subscription costs connected with the conversion may be charged to the shareholder as indicated in the prospectus.

For more details about how to switch Fund, please refer to the section in the Fund's prospectus entitled "Can I switch or convert units and what are the implications?", which is available at <https://funds.axa-im.com>.



**Investment
Managers**

This Fund is authorised in the United Kingdom and regulated by the Financial Conduct Authority (FCA). AXA Investment Managers UK Limited is authorised in the United Kingdom and regulated by the Financial Conduct Authority (FCA). This key investor information is accurate as at 17/02/2023.

BlackRock Natural Resources Fund

Class D Income GBP

ISIN: GB00B46KYQ57

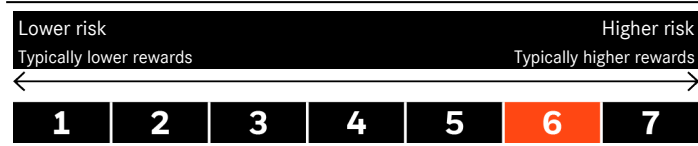
Manager: BlackRock Fund Managers Limited

Objectives and Investment Policy

- ▶ The Fund aims to provide a return on your investment (generated through an increase in the value of the assets held by the Fund and/or income received from those assets).
- ▶ The Fund invests at least 70% of its total assets in the equity securities (e.g. shares) of companies whose predominant economic activity is in the natural resources sector which includes, but is not limited to, mining, agriculture and energy.
- ▶ The Fund has the flexibility to invest outside of the asset class.
- ▶ The investment adviser (IA) may use derivatives (i.e. investments the prices of which are based on one or more underlying assets) to help achieve the Fund's investment objective and for efficient portfolio management.
- ▶ The Fund may, via derivatives, generate varying amounts of market leverage (i.e. where the Fund gains market exposure in excess of the value of its assets).
- ▶ The Fund is actively managed and the IA has discretion to select the Fund's investments. In doing so, the IA will refer to the S&P Global Natural Resources Index (the "Index") when constructing the Fund's portfolio, and also for risk management purposes to ensure that the active risk (i.e. degree of deviation from the index) taken by the Fund remains appropriate given the Fund's investment objective and policy. The IA is not bound by the components or weighting of the Index when selecting investments. The IA may also use its discretion to invest in securities not included in the Index in order to take advantage of specific investment opportunities. However, the industry sector requirements of the investment objective and policy may have the effect of limiting the extent to which the portfolio holdings will deviate from the Index. The Index should be used by unitholders to compare the performance of the Fund.
- ▶ Recommendation: This Fund may not be appropriate for short-term investment.
- ▶ Your units will be income units (i.e. dividend income will be paid quarterly on the units).
- ▶ Your units will be denominated in Sterling, the Fund's base currency.
- ▶ You can buy and sell your units daily. The minimum initial investment for this unit class is £100,000.

For more information on the Fund, share/unit classes, risks and charges, please see the Fund's prospectus, available on the product pages at www.blackrock.com

Risk and Reward Profile



- ▶ This indicator is based on historical data and may not be a reliable indication of the future risk profile of the Fund.
 - ▶ The risk category shown is not guaranteed and may change over time.
 - ▶ The lowest category does not mean risk free.
 - ▶ The Fund is rated six due to the nature of its investments which include the risks listed below. These factors may impact the value of the Fund's investments or expose the Fund to losses.
- The value of equities and equity-related securities can be affected by daily stock market movements. Other influential factors include political, economic news, company earnings and significant corporate events.
 - Investments in the natural resources securities are subject to environmental or sustainability concerns, taxes, government regulation, price and supply fluctuations.
 - Risk to Capital Growth: The Fund may pursue investment strategies using derivatives in order to generate income which may have the effect of reducing capital and the potential for long-term capital growth as well as increasing any capital losses.
- ▶ Particular risks not adequately captured by the risk indicator include:
- Counterparty Risk: The insolvency of any institutions providing services such as safekeeping of assets or acting as counterparty to derivatives or other instruments, may expose the Fund to financial loss.

Charges

The charges are used to pay the costs of running the Fund, including the costs of marketing and distributing it. These charges reduce the potential growth of your investment.

The entry and exit charges shown are maximum figures. In some cases you might pay less. Please refer to your financial advisor or the distributor for the actual entry and exit charges.

*Subject to a charge of up to 2% paid into the Fund where the Manager suspects excessive trading by an investor.

The ongoing charges figure is based on expenses for the twelve month period ending 31 December 2022. This figure may vary from year to year. It excludes portfolio trade-related costs, except costs paid to the custodian and any entry/exit charge paid to an underlying collective investment scheme (if any).

** To the extent the Fund undertakes securities lending to reduce costs, the Fund will receive 62.5% of the associated revenue generated and the remaining 37.5% will be received by BlackRock as the securities lending agent. As securities lending revenue sharing does not increase the costs of running the Fund, this has been excluded from the ongoing charges.

One-off charges taken before or after you invest	
Entry Charge	None
Exit Charge	None*

This is the maximum that might be taken out of your money before it is invested or before proceeds of your investments are paid out.

Charges taken from the Fund over each year	
Ongoing Charges	0.80%**
Charges taken from the Fund under certain conditions	
Performance Fee	None

Past Performance

Past performance is not a guide to future performance.

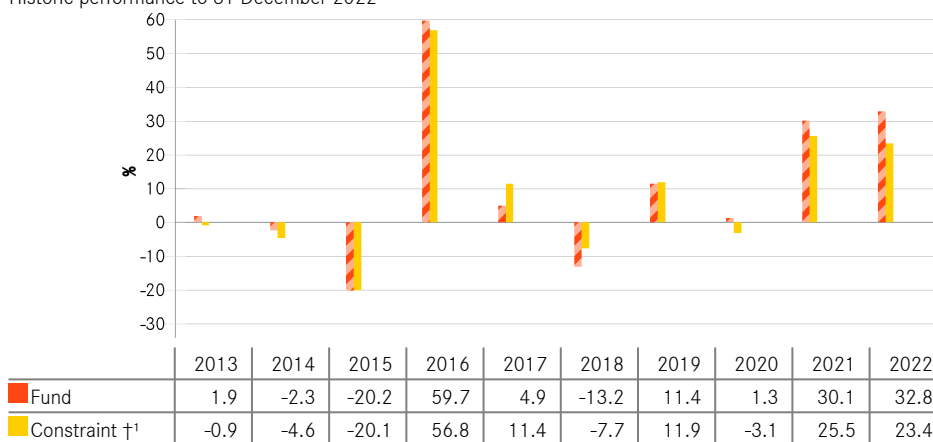
The chart shows the Fund's annual performance in GBP for each full calendar year over the period displayed in the chart. It is expressed as a percentage change of the Fund's net asset value at each year-end. The Fund was launched in 2011. The unit class was launched in 2011.

Performance is shown after deduction of ongoing charges. Any entry/exit charges are excluded from the calculation.

†S&P Global Natural Resources Index (GBP)

It is not intended that the performance of the Fund will track the index.

Historic performance to 31 December 2022



During this period performance was achieved under circumstances that no longer apply.

Practical Information

- The trustee and depositary of the Fund is The Bank of New York Mellon (International) Limited, which also acts as custodian.
- Further information about the Fund can be obtained from the latest annual report and half-yearly reports of the Fund. These documents are available free of charge in English. These can be found, along with other information, such as unit prices, on the BlackRock website at www.blackrock.com or by calling Investor Services on 0800 44 55 22.
- Investors should note that the tax legislation that applies to the Fund may have an impact on the personal tax position of your investment in the Fund.
- BlackRock Fund Managers Limited may be held liable solely on the basis of any statement contained in this document that is misleading, inaccurate or inconsistent with the relevant parts of the Fund's prospectus.
- The Remuneration Policy of the Management Company, which describes how remuneration and benefits are determined and awarded, and the associated governance arrangements, is available at www.blackrock.com/Remunerationpolicy or on request from the registered office of the Management Company.

BlackRock US Dynamic Fund

Class D Accumulating GBP

ISIN: GB00B87XJQ69

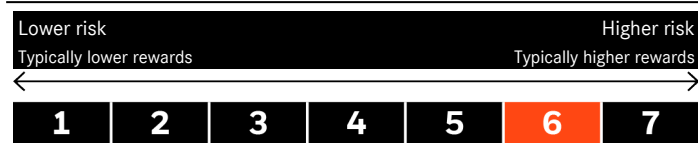
Manager: BlackRock Fund Managers Limited

Objectives and Investment Policy

- ▶ The Fund aims to provide a return on your investment (generated through an increase in the value of the assets held by the Fund) over the long term (5 or more consecutive years beginning at the point of investment).
- ▶ The Fund invests at least 70% of its total assets in the equity securities (e.g. shares) of companies incorporated, or listed on a stock exchange, in the United States.
- ▶ Depending on market conditions, the Fund will invest in equity securities of companies that are, in the opinion of the investment adviser (IA) opinion, undervalued (i.e. their share price does not reflect their underlying worth) or have good growth potential.
- ▶ The Fund is actively managed and the IA has discretion to select the Fund's investments. In doing so, the IA will refer to the the Russell 1000 Index (the "Index") when constructing the Fund's portfolio, and also for risk management purposes to ensure that the active risk (i.e. degree of deviation from the index) taken by the Fund remains appropriate given the Fund's investment objective and policy. The IA is not bound by the components or weighting of the Index when selecting investments. The IA may also use its discretion to invest in securities not included in the Index in order to take advantage of specific investment opportunities. However, the geographical scope of the investment objective and policy may have the effect of limiting the extent to which the portfolio holdings will deviate from the Index. The Index should be used by unitholders to compare the performance of the Fund.
- ▶ The IA may use derivatives (i.e. investments the prices of which are based on one or more underlying assets) to help achieve the Fund's investment objective and for efficient portfolio management.
- ▶ The Fund may, via derivatives, generate varying amounts of market leverage (i.e. where the Fund gains market exposure in excess of the value of its assets).
- ▶ Recommendation: This Fund may not be appropriate for short-term investment.
- ▶ Your units will be accumulating units (i.e. dividend income will be included in their value).
- ▶ Your units will be denominated in Sterling, the Fund's base currency.
- ▶ You can buy and sell your units daily. The minimum initial investment for this unit class is £100,000.

For more information on the Fund, share/unit classes, risks and charges, please see the Fund's prospectus, available on the product pages at www.blackrock.com

Risk and Reward Profile



- ▶ This indicator is based on historical data and may not be a reliable indication of the future risk profile of the Fund.
- ▶ The risk category shown is not guaranteed and may change over time.
- ▶ The lowest category does not mean risk free.
- ▶ The Fund is rated six due to the nature of its investments which include the risks listed below. These factors may impact the value of the Fund's investments or expose the Fund to losses.

- The value of equities and equity-related securities can be affected by daily stock market movements. Other influential factors include political, economic news, company earnings and significant corporate events.
- ▶ Particular risks not adequately captured by the risk indicator include:
 - Counterparty Risk: The insolvency of any institutions providing services such as safekeeping of assets or acting as counterparty to derivatives or other instruments, may expose the Fund to financial loss.

Charges

The charges are used to pay the costs of running the Fund, including the costs of marketing and distributing it. These charges reduce the potential growth of your investment.

The entry and exit charges shown are maximum figures. In some cases you might pay less. Please refer to your financial advisor or the distributor for the actual entry and exit charges.

*Subject to a charge of up to 2% paid into the Fund where the Manager suspects excessive trading by an investor.

The ongoing charges figure is based on expenses for the twelve month period ending 31 December 2022. This figure may vary from year to year. It excludes portfolio trade-related costs, except costs paid to the custodian and any entry/exit charge paid to an underlying collective investment scheme (if any).

** To the extent the Fund undertakes securities lending to reduce costs, the Fund will receive 62.5% of the associated revenue generated and the remaining 37.5% will be received by BlackRock as the securities lending agent. As securities lending revenue sharing does not increase the costs of running the Fund, this has been excluded from the ongoing charges.

One-off charges taken before or after you invest	
Entry Charge	None
Exit Charge	None*

This is the maximum that might be taken out of your money before it is invested or before proceeds of your investments are paid out.

Charges taken from the Fund over each year	
Ongoing Charges	0.89%**
Charges taken from the Fund under certain conditions	
Performance Fee	None

Past Performance

Past performance is not a guide to future performance.

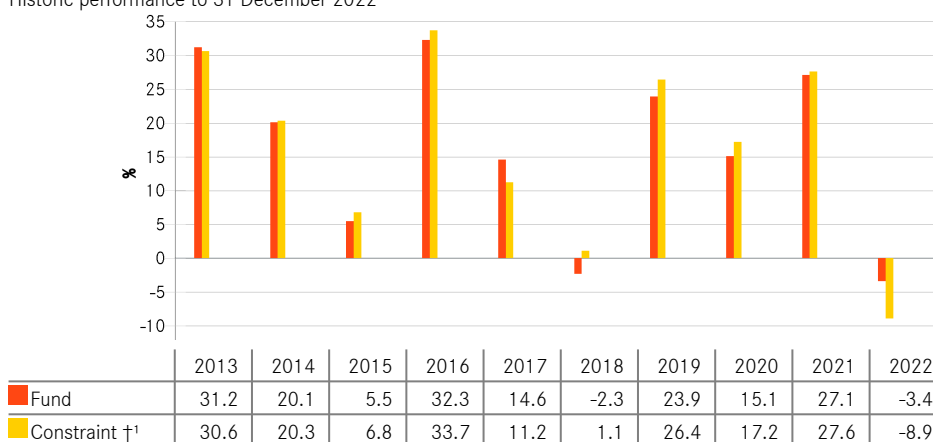
The chart shows the Fund's annual performance in GBP for each full calendar year over the period displayed in the chart. It is expressed as a percentage change of the Fund's net asset value at each year-end. The Fund was launched in 1982. The unit class was launched in 2012.

Performance is shown after deduction of ongoing charges. Any entry/exit charges are excluded from the calculation.

†¹Russell 1000 Index (GBP)

It is not intended that the performance of the Fund will track the index.

Historic performance to 31 December 2022



Practical Information

- ▶ The trustee and depositary of the Fund is The Bank of New York Mellon (International) Limited, which also acts as custodian.
- ▶ Further information about the Fund can be obtained from the latest annual report and half-yearly reports of the Fund. These documents are available free of charge in English. These can be found, along with other information, such as unit prices, on the BlackRock website at www.blackrock.com or by calling Investor Services on 0800 44 55 22.
- ▶ Investors should note that the tax legislation that applies to the Fund may have an impact on the personal tax position of your investment in the Fund.
- ▶ BlackRock Fund Managers Limited may be held liable solely on the basis of any statement contained in this document that is misleading, inaccurate or inconsistent with the relevant parts of the Fund's prospectus.
- ▶ The Remuneration Policy of the Management Company, which describes how remuneration and benefits are determined and awarded, and the associated governance arrangements, is available at www.blackrock.com/Remunerationpolicy or on request from the registered office of the Management Company.

Key Information Document

Purpose

This document provides you with key information about this investment product. It is not marketing material. The information is required by law to help you understand the nature, risks, costs, potential gains and losses of this product and to help you compare it with other products.



BNY MELLON
INVESTMENT MANAGEMENT

BNY Mellon Global Short-Dated High Yield Bond Fund

Sterling W (Inc.) (hedged) (IE00BD5CVG41)

a sub-fund of BNY Mellon Global Funds, plc

BNY Mellon Global Short-Dated High Yield Bond Fund is authorised in Ireland and regulated by the Central Bank of Ireland.

This product is managed by BNY Mellon Fund Management (Luxembourg) S.A. which is authorised in Luxembourg and supervised by the Commission de Surveillance du Secteur Financier ("CSSF"). For more information on this product, please refer to www.bnymellonim.com or call +3531 448 5036.

Accurate as of: 3 April 2023

What is this product?

Type

This product is an investment fund.

Objectives

Investment objective

To deliver positive returns greater than the Cash Benchmark SOFR (90-day compounded) on a 3 year rolling basis.

Investment policies

The Fund will:

- invest the majority (over 50%) of its net asset value (NAV) in a portfolio of high yielding bonds that are short dated (mature or are expected to mature within approximately 3 years) with no geographical, industry or sector focus;
- invest in debt and debt related securities which may be investment grade quality, sub investment grade quality (lower than BBB- at the date of purchase as rated by Standard & Poor's or equivalent rating agencies) or unrated;
- invest on a long and short basis;
- invest in derivatives (financial instruments whose value is derived from other assets) to help achieve the Fund's investment objective. The Fund will also use derivatives with the aim of risk or cost reduction or to generate additional capital or income;
- promote environmental and social characteristics pursuant to Article 8 of the Sustainable Finance Disclosure Regulation ("SFDR"); and
- invest at least 5% of its NAV in issuers that meet the definition of sustainable investment under SFDR and exclude issuers that participate in specific areas of activity that the Investment Manager deems to be harmful from an environmental and/or social perspective. All corporate issuers in which investments are made follow good governance practices.

The Fund may:

- invest more than 20% of its NAV in emerging markets;
- invest without limitation in sub-investment grade or unrated securities;
- invest up to 10% of its NAV in other collective investment schemes;
- invest up to 10% of its NAV in unsecured loan participations and/or loan assignments;
- invest up to 10% of its NAV in aggregate in transferable securities or money market instruments which are not admitted to or dealt in on an Eligible Market, in accordance with the UCITS Regulations; and
- invest a majority of its NAV in cash, liquid or near cash assets in order to protect the value of the Fund.

Benchmark

The Fund will measure its performance against SOFR (90-day compounded) (the "Cash Benchmark"). SOFR (the Secured Overnight Financing Rate) is a broad measure of the cost of borrowing cash overnight collateralised by U.S. Treasuries and is administered by the New York Federal Reserve.

The Cash Benchmark is used as a target against which to measure its performance on a rolling annualised 3-year basis, before fees.

The Fund is actively managed, which means the Investment Manager has discretion over the selection of investments, subject to the investment objective and policies disclosed in the Prospectus.

Redemption and Dealing: you can buy and sell your shares in the Fund between 9:00 and 17:00 (Irish time) on each business day in Ireland. Instructions received before 12:00 will receive the price quoted on that day. The minimum initial investment for this share class is GBP 15,000,000.

Distribution Policy: income from investments will be paid to shareholders quarterly on or before 11 February, 11 May, 11 August and 11 November.

Product Term

This product does not have a maturity date. The board of BNY Mellon Global Funds, plc may terminate the Fund unilaterally in accordance with the fund documentation.

Intended retail investor

This product is intended for investors who plan to stay invested for at least 3 years and are prepared to take on a medium-low level of risk of loss to their original capital in order to get a higher potential return. It is designed to form part of a portfolio of investments.

Practical information

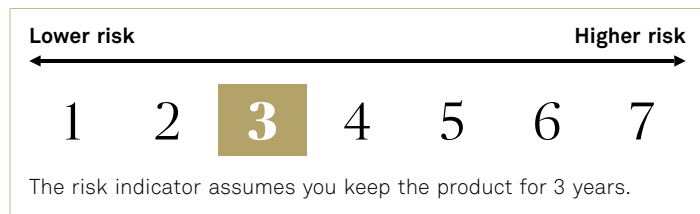
Depository The fund depository is The Bank of New York Mellon SA/ NV Dublin Branch.

Additional information You can obtain additional information about this product, including the latest prospectus, interim and annual report and accounts, and the share prices from BNY Mellon Fund Management (Luxembourg) S.A., 2-4 rue Eugene Ruppert, Vertigo Building - Polaris, L-2453 Luxembourg and from www.bnymellonim.com. This information is available free of charge. The annual and interim report and accounts are available in English and German, the prospectus is available in English, French, German, Italian, Portuguese and Spanish.

Further information In following an ESG investment approach, the Fund is dependent upon information and data from third parties (which may include providers for research reports, screenings, ratings and/or analysis such as index providers and consultants). Such information or data may be incomplete, inaccurate or inconsistent.

What are the risks and what could I get in return?

Risks



The summary risk indicator is a guide to the level of risk of this product compared to other products. It shows how likely it is that the product will lose money because of movements in the markets or because we are not able to pay you.

We have classified this product as 3 out of 7, which is a medium-low risk class.

This rates the potential losses from future performance at a medium-low level, and poor market conditions are unlikely to impact the capacity of BNY Mellon Fund Management (Luxembourg) S.A. to pay you.

Be aware of currency risk. Where the share class is denominated in a different currency to that of your home jurisdiction, you will receive payments in a different currency, so the final return you will get depend on the exchange rate between the two currencies. This risk is not considered in the indicator shown above.

Beside the risks included in the risk indicator, other risks may affect the fund performance. Please refer to the fund prospectus, available free of charge at www.bnymellonim.com.

PERFORMANCE SCENARIOS

The figures shown include all the costs of the product itself, but may not include all the costs that you pay to your advisor or distributor. The figures do not take into account your personal tax situation, which may also affect how much you get back.

What you will get from this product depends on future market performance. Market developments in the future are uncertain and cannot be accurately predicted.

The unfavourable, moderate, and favourable scenarios shown are illustrations using the worst, average, and best performance of the product over the last 10 years. Markets could develop very differently in the future.

The stress scenario shows what you might get back in extreme market circumstances.

Unfavourable: this type of scenario occurred for an investment between December 2013 and December 2016.

Moderate: this type of scenario occurred for an investment between May 2015 and May 2018.

Favourable: this type of scenario occurred for an investment between December 2018 and December 2021.

Where insufficient fund performance history exists, an appropriate benchmark has been used as a proxy.

Recommended holding period		3 years	
Example Investment		£ 10,000	
Scenarios		if you exit after 1 year	if you exit after 3 years (recommended holding period)
Minimum	There is no minimum guaranteed return. You could lose some or all of your investment.		
Stress	What you might get back after costs Average return each year	£ 5,190 -48.1%	£ 6,700 -12.5%
Unfavourable	What you might get back after costs Average return each year	£ 7,770 -22.3%	£ 7,630 -8.6%
Moderate	What you might get back after costs Average return each year	£ 9,990 -0.1%	£ 10,090 0.3%
Favourable	What you might get back after costs Average return each year	£ 11,500 15.0%	£ 11,140 3.7%

What happens if BNY Mellon Fund Management (Luxembourg) S.A. is unable to pay out?

BNY Mellon Fund Management (Luxembourg) S.A. is responsible for management and administration of the Fund. It does not hold the assets of the Fund, including monies payable to investors. The Depositary is responsible for the safekeeping of the assets of the Fund. Investors may suffer loss, up to the value of their entire investment, if the Fund or the Depositary is unable to pay out. BNY Mellon Fund Management (Luxembourg) S.A. has no obligation to pay out in this scenario and there is no applicable investor compensation scheme to cover any loss in such an event.

What are the costs?

The person advising on or selling you this product may charge you other costs. If so, this person will provide you with information about these costs and how they affect your investment.

COSTS OVER TIME

The tables show the amounts that are taken from your investment to cover different types of costs. These amounts depend on how much you invest, how long you hold the product. The amounts shown here are illustrations based on an example investment amount and different possible investment periods.

We have assumed:

- in the first year you would get back the amount that you invested (0% annual return). For the other holding periods we have assumed the product performs as shown in the moderate scenario,
- £ 10,000 is invested.

Example Investment £ 10,000	if you exit after 1 year	if you exit after 3 years (recommended holding period)
Total Costs	£ 80	£ 243
Annual cost impact*	0.8%	0.8%

(*) This illustrates how costs reduce your return each year over the holding period. For example it shows that if you exit at the recommended holding period your average return per year is projected to be 1.1% before costs and 0.3% after costs.

COMPOSITION OF COSTS

One-off costs upon entry or exit		Annual cost impact if you exit after 1 year
Entry costs	0.00% , we do not charge an entry fee.	0 GBP
Exit costs	0.00% , we do not charge an exit fee for this product, but the person selling you the product may do so.	0 GBP
Ongoing costs taken each year		Annual cost impact if you exit after 1 year
Management fees and other administrative or operating costs	0.65% of the value of your investment per year. This is an estimate based on actual costs over the last year.	65 GBP
Transaction costs	0.15% of the value of your investment per year. This is an estimate of the costs incurred when we buy and sell the underlying investments for the product. The actual amount will vary depending on how much we buy and sell.	15 GBP
Incidental costs taken under specific conditions		Annual cost impact if you exit after 1 year
Performance fees	There is no performance fee for this product.	0 GBP

How long should I hold it and can I take money out early?

Recommended holding period: 3 years

This product is designed for medium term investments; you should be prepared to stay invested for at least 3 years. However, you can redeem your investment without penalty at any time during this period, or hold the investment longer. Redemptions are possible on every working day; it will take 3 working days for you to be paid. The price for the day, reflecting the actual value of the Fund, is set each day and published on our website www.bnymellonim.com.

How can I complain?

If you have any complaints about the product or the management of your investment, please contact our Client Services team on +353 1 448 5036. They will explain the steps to be followed for lodging a complaint.

You can also send your complaint in writing to the following address BNY Mellon Asset Servicing, Wexford Business Park, Rochestown, Drinagh, Wexford, Y35 VY03, Ireland, or by e-mail to investorservices@bnymellon.com. You can find further details on our website www.bnymellonim.com.

If you have a complaint about the person that advised you about this product, or who sold it to you, please contact them directly and they will advise next steps.

Other relevant information

Cost, performance and risk The cost, performance and risk calculations included in this key information document follow the methodology prescribed by EU rules. Note that the performance scenarios calculated above are derived exclusively from the past performance of the Fund's share price and that past performance is not a guide to future returns. Therefore, your investment may be at risk and you may not get back the returns illustrated.

Investors should not base their investment decisions solely upon the scenarios shown.

Performance scenarios You can find previous performance scenarios updated on a monthly basis at <https://www.bnymellonim.com/documents/ie/en/intermediary/Performance-Scenarios-MGF-IE-en.xlsx>.

Past performance You can download the past performance over the last 3 years from our website at <https://www.bnymellonim.com/documents/ie/en/intermediary/Past-Performance-MGF-IE00BD5CVG41-IE-en.pdf>.

Key Investor Information

This document provides you with key investor information about this Fund. It is not marketing material. The information is required by law to help you understand the nature and the risks of investing in this Fund. You are advised to read it so you can make an informed decision about whether to invest.



BNY MELLON
INVESTMENT MANAGEMENT

BNY Mellon Global Short-Dated High Yield Bond Fund

STERLING W (INC.) (HEDGED) (ISIN: IE00BD5CVG41)

a sub-fund of BNY Mellon Global Funds, plc. This Fund is managed by BNY Mellon Fund Management (Luxembourg) S.A.

Objectives and Investment Policy

OBJECTIVE

To deliver positive returns greater than the Cash Benchmark SOFR (90-day compounded) on a 3 year rolling basis.

POLICY

The Fund will:

- invest the majority (over 50%) of its net asset value (NAV) in a portfolio of high yielding bonds that are short dated (mature or are expected to mature within approximately 3 years) with no geographical, industry or sector focus;
- invest in debt and debt related securities which may be investment grade quality, sub investment grade quality (lower than BBB- at the date of purchase as rated by Standard & Poor's or equivalent rating agencies) or unrated;
- invest on a long and short basis;
- invest in derivatives (financial instruments whose value is derived from other assets) to help achieve the Fund's investment objective. The Fund will also use derivatives with the aim of risk or cost reduction or to generate additional capital or income;
- promote environmental and social characteristics pursuant to Article 8 of the Sustainable Finance Disclosure Regulation ("SFDR"); and
- invest at least 5% of its NAV in issuers that meet the definition of sustainable investment under SFDR and exclude issuers that participate in specific areas of activity that the Investment Manager deems to be harmful from an environmental and/or social perspective. All corporate issuers in which investments are made follow good governance practices.

The Fund may:

- invest more than 20% of its NAV in emerging markets;
- invest without limitation in sub-investment grade or unrated securities;

- invest up to 10% of its NAV in other collective investment schemes;
- invest up to 10% of its NAV in unsecuritised loan participations and/or loan assignments;
- invest up to 10% of its NAV in aggregate in transferable securities or money market instruments which are not admitted to or dealt in on an Eligible Market, in accordance with the UCITS Regulations; and
- invest a majority of its NAV in cash, liquid or near cash assets in order to protect the value of the Fund.

Benchmark: The Fund will measure its performance against SOFR (90-day compounded) (the "Cash Benchmark"). SOFR (the Secured Overnight Financing Rate) is a broad measure of the cost of borrowing cash overnight collateralised by U.S. Treasuries and is administered by the New York Federal Reserve.

The Cash Benchmark is used as a target against which to measure its performance on a rolling annualised 3-year basis, before fees.

The Fund is actively managed, which means the Investment Manager has discretion over the selection of investments, subject to the investment objective and policies disclosed in the Prospectus.

OTHER INFORMATION

Share Class Hedging: The Fund's base currency is USD whereas this share class currency is GBP. In order to reduce the risk of exchange rate movements between the share class currency and the base currency, a hedging strategy is used, although its outcome is not guaranteed.

Treatment of income: net income from investments will be retained within the Fund and reflected in the value of your shares.

Dealing: you can buy and sell your shares in the Fund between 9:00 and 17:00 (Irish time) on each business day in Ireland. Instructions received before 12:00 will receive the price quoted on that day. The minimum initial investment for this share class is GBP 15,000,000.

Risk and Reward Profile



We have calculated the risk and reward category, as shown above, using a method of calculation derived from EU rules. It is based on the rate at which the value of the Fund has moved up and down in the past (i.e. volatility) and is not a guide to the future risk and reward category of the Fund. The category shown is not a target or guarantee and may shift over time. Even the lowest category 1 does not mean a risk-free investment.

This Fund is in category 4 because its historical value has shown moderate volatility. With a Fund of category 4, you have a moderate risk of losing money but your chance for gains is also moderate.

THE FOLLOWING RISKS MAY NOT BE FULLY CAPTURED BY THE RISK AND REWARD INDICATOR:

- **Objective/Performance Risk:** There is no guarantee that the Fund will achieve its objectives.

- **Currency Risk:** This Fund invests in international markets which means it is exposed to changes in currency rates which could affect the value of the Fund.
- **Derivatives Risk:** Derivatives are highly sensitive to changes in the value of the asset from which their value is derived. A small movement in the value of the underlying asset can cause a large movement in the value of the derivative. This can increase the sizes of losses and gains, causing the value of your investment to fluctuate. When using derivatives, the Fund can lose significantly more than the amount it has invested in derivatives.
- **Changes in Interest Rates & Inflation Risk:** Investments in bonds/ money market securities are affected by interest rates and inflation trends which may negatively affect the value of the Fund.
- **Credit Ratings and Unrated Securities Risk:** Bonds with a low credit rating or unrated bonds have a greater risk of default. These investments may negatively affect the value of the Fund.
- **Credit Risk:** The issuer of a security held by the Fund may not pay income or repay capital to the Fund when due.
- **Emerging Markets Risk:** Emerging Markets have additional risks due to less-developed market practices.

- **Liquidity Risk:** The Fund may not always find another party willing to purchase an asset that the Fund wants to sell which could impact the Fund's ability to sell the asset or to sell the asset at its current value.
- **Share Class Hedging Risk:** The hedging strategy is used to reduce the impact of exchange rate movements between the share class currency and the base currency. It may not completely achieve this due to factors such as interest rate differentials.

- **Counterparty Risk:** The insolvency of any institutions providing services such as custody of assets or acting as a counterparty to derivatives or other contractual arrangements, may expose the Fund to financial loss.

A complete description of risk factors is set out in the Prospectus in the section entitled "Risk Factors".

Charges

The charges cover the costs of running the Fund, including the costs of marketing and selling. These charges reduce the potential growth of your investment.

ONE-OFF CHARGES TAKEN BEFORE OR AFTER YOU INVEST

Entry charge	5.00%
Exit charge	None

This is the maximum that might be taken out of your money before it is invested and before the proceeds of your investment are paid out.

CHARGES TAKEN FROM THE FUND OVER A YEAR

Ongoing charge	0.63%
----------------	--------------

CHARGES TAKEN FROM THE FUND UNDER CERTAIN SPECIFIC CONDITIONS

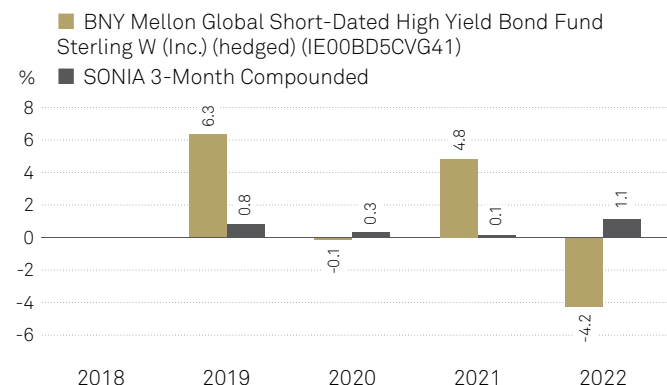
Performance fee	None
-----------------	-------------

The entry charge shown is a maximum figure but you may pay less. The actual entry charge can be obtained from your financial adviser or distributor.

The ongoing charge is based on expenses calculated on 31 December 2022. This may vary from year to year. It excludes performance fees and portfolio transaction costs, except in the case of an entry/exit charge paid when buying or selling units in another mutual fund.

More information about charges is available in the "Fees and Expenses" section of the Prospectus.

Past Performance



The chart includes all charges except entry charges.

Fund launch date - 30 November 2016.

Share class launch date - 16 March 2018.

Performance of this share class is shown in GBP.

Performance of the Benchmark is shown in GBP.

Past performance is not a guide to future performance.

* Please note that the Fund's performance is shown on an annual basis on this chart. The Fund aims to deliver positive returns greater than the SONIA 3-Month Compounded on a rolling annualised 3 year basis before fees.

Effective 1st November 2021, the benchmark changed from the GBP London Interbank Offered Rate (LIBOR) to the Sterling Overnight Index Average (SONIA). All benchmark past performance prior to this date was calculated against GBP LIBOR.

Practical Information

Documents: The Fund is a sub-fund (part) of BNY Mellon Global Funds, plc ("BNY MGF"), an umbrella structure comprising different sub-funds. This document is specific to the Fund and share class stated at the beginning of this document. Copies of the Prospectus, annual and semi-annual reports which are prepared for the umbrella, may be obtained free of charge from www.bnymellonim.com or from BNY Mellon Fund Services (Ireland) Designated Activity Company, One Dockland Central, Guild Street, IFSC, Dublin 1, Ireland. These documents are available in English, French, German, Italian, Spanish and Portuguese.

Share price: The latest share price and other information, including how to buy or sell shares, are available from the website and address given above. Other share classes are offered by the Fund as set out in the Prospectus.

Switching: Investors may switch shares in the Fund for shares in other sub-funds of BNY MGF provided they satisfy the criteria applicable to investment in other sub-funds. Further information on switching is contained in the "Voluntary Switching and/or Conversion of Shares" section of the Prospectus.

Legal Status: The assets of the Fund are segregated from other sub-funds in BNY MGF and may not be used to discharge the liabilities or claims of any other sub-fund.

Liability statement: BNY Mellon Fund Management (Luxembourg) S.A. may be held liable solely on the basis of any statement contained in this document that is misleading, inaccurate or inconsistent with the relevant parts of the Prospectus for the Fund.

Depository: The Bank of New York Mellon SA/NV Dublin Branch.

Tax: The tax legislation of the Fund's domicile may have an impact on your personal tax position. For further details, please speak to an adviser.

Remuneration Policy: Details of the up-to-date remuneration policy of BNY Mellon Fund Management (Luxembourg) S.A. including, but not limited to, a description of how remuneration and benefits are calculated and the identity of persons responsible for awarding the remuneration and benefits are available on www.bnymellonim.com. A paper copy will be made available free of charge upon request.

Index Providers: Further information about the index providers is set out under 'Benchmark Provider Disclaimers' in the Prospectus.

Key Investor Information

This document provides you with key investor information about this Fund. It is not marketing material. The information is required by law to help you understand the nature and the risks of investing in this Fund. You are advised to read it so you can make an informed decision about whether to invest.



BNY MELLON
INVESTMENT MANAGEMENT

BNY Mellon Multi-Asset Growth Fund

INSTITUTIONAL SHARES W (INCOME) (ISIN: GB00B87BSD02)

a sub-fund of BNY Mellon Investment Funds. This Fund is managed by BNY Mellon Fund Managers Limited

Objectives and Investment Policy

OBJECTIVE

To achieve capital growth and income over the long term (5 years or more).

POLICY

The Fund will:

- invest anywhere in the world;
- invest at least 75% of the portfolio in UK and international securities across a range of global asset classes including, without limitation, equities (company shares), fixed income (bonds), infrastructure, renewable energy, property, commodities and near cash; and
- gain exposure to alternative asset classes, such as infrastructure, renewable energy, property and commodities, through stock exchange listed investments, other transferable securities and/or collective investment schemes.

The Fund may:

- invest in emerging markets;
- invest in money market instruments, deposits, cash and near cash;
- invest in bonds rated below investment grade (BBB-) by Standard & Poor's (or equivalent recognised rating agency);
- invest in Contingent Convertible Securities (CoCo's);

- use derivatives (financial instruments whose value is derived from other assets) with the aim of risk or cost reduction or to generate additional capital or income; and
- invest up to 10% in other collective investment schemes (including but not limited to another Sub-Fund or Sub-Funds of the Company or other BNY Mellon funds).

Benchmark: The Fund will measure its performance against the UK Investment Association Flexible Investment NR Sector average as a comparator benchmark (the "Benchmark"). The Fund will use the Benchmark as an appropriate comparator because it includes a broad representation of funds with the same flexibility, in terms of equity and bond exposure, as the Fund.

The Fund is actively managed, which means the Investment Manager has discretion over the selection of investments, subject to the investment objective and policies as disclosed in the Prospectus.

OTHER INFORMATION

Treatment of income: income from investments will be paid to shareholders semi-annually on or before 30 September and 28 February.

Dealing: you can buy and sell your shares in the Fund between 9:00 and 17:00 (UK time) on each business day in England and Wales. Instructions received before 12:00 will receive the price quoted on that day. The minimum initial investment for this share class is GBP 500,000.

Risk and Reward Profile

Lower risk
Potentially lower reward

Higher risk
Potentially higher reward

1 2 3 4 **5** 6 7

We have calculated the risk and reward category, as shown above, using a method of calculation derived from EU rules. It is based on the rate at which the value of the Fund has moved up and down in the past (i.e. volatility) and is not a guide to the future risk and reward category of the Fund. The category shown is not a target or guarantee and may shift over time. Even the lowest category 1 does not mean a risk-free investment.

This Fund is in category 5 because its historical value has shown moderately high volatility. With a Fund of category 5, you have a moderately high risk of losing money but your chance for gains is also moderately high.

THE FOLLOWING RISKS MAY NOT BE FULLY CAPTURED BY THE RISK AND REWARD INDICATOR:

- **Objective/Performance Risk:** There is no guarantee that the Fund will achieve its objectives.
- **Currency Risk:** This Fund invests in international markets which means it is exposed to changes in currency rates which could affect the value of the Fund.
- **Derivatives Risk:** Derivatives are highly sensitive to changes in the value of the asset from which their value is derived. A small movement in the value of the underlying asset can cause a large

movement in the value of the derivative. This can increase the sizes of losses and gains, causing the value of your investment to fluctuate. When using derivatives, the Fund can lose significantly more than the amount it has invested in derivatives.

- **Changes in Interest Rates & Inflation Risk:** Investments in bonds/money market securities are affected by interest rates and inflation trends which may negatively affect the value of the Fund.
- **Credit Ratings and Unrated Securities Risk:** Bonds with a low credit rating or unrated bonds have a greater risk of default. These investments may negatively affect the value of the Fund.
- **Credit Risk:** The issuer of a security held by the Fund may not pay income or repay capital to the Fund when due.
- **Emerging Markets Risk:** Emerging Markets have additional risks due to less-developed market practices.
- **Shanghai-Hong Kong Stock Connect and/or the Shenzhen-Hong Kong Stock Connect ("Stock Connect") risk:** The Fund may invest in China A shares through Stock Connect programmes. These may be subject to regulatory changes and quota limitations. An operational constraint such as a suspension in trading could negatively affect the Fund's ability to achieve its investment objective.
- **China Interbank Bond Market and Bond Connect risk:** The Fund may invest in China interbank bond market through connection between the related Mainland and Hong Kong financial infrastructure institutions. These may be subject to regulatory changes, settlement risk and quota limitations. An operational constraint such as a suspension in trading could negatively affect the Fund's ability to achieve its investment objective.
- **CoCo's Risk:** Contingent Convertible Securities (CoCo's) convert from debt to equity when the issuer's capital drops below a pre-defined level. This may result in the security converting into equities at a

discounted share price, the value of the security being written down, temporarily or permanently, and/or coupon payments ceasing or being deferred.

- **Counterparty Risk:** The insolvency of any institutions providing services such as custody of assets or acting as a counterparty to

derivatives or other contractual arrangements, may expose the Fund to financial loss.

A complete description of risk factors is set out in the Prospectus in the section entitled "Risk Factors".

Charges

The charges cover the costs of running the Fund, including the costs of marketing and selling. These charges reduce the potential growth of your investment.

ONE-OFF CHARGES TAKEN BEFORE OR AFTER YOU INVEST

Entry charge	0.00%
Exit charge	None

This is the maximum that might be taken out of your money before it is invested and before the proceeds of your investment are paid out.

CHARGES TAKEN FROM THE FUND OVER A YEAR

Ongoing charge	0.73%
----------------	--------------

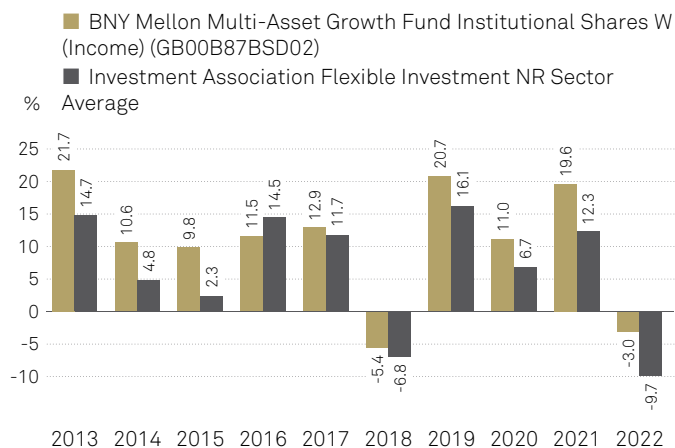
CHARGES TAKEN FROM THE FUND UNDER CERTAIN SPECIFIC CONDITIONS

Performance fee	None
-----------------	-------------

The ongoing charge is based on expenses calculated on 31 December 2022. This may vary from year to year. It excludes performance fees and portfolio transaction costs, except in the case of an entry/exit charge paid when buying or selling units in another mutual fund.

More information about charges is available in the "Fees and Expenses" section of the Prospectus.

Past Performance



The chart includes all charges except entry charges.

Fund launch date - 16 March 1990.

Share class launch date - 31 August 2012.

Performance of this share class is shown in GBP.

Performance of the Benchmark is shown in GBP.

Past performance is not a guide to future performance.

Practical Information

Documents: The Fund is a sub-fund (part) of BNY Mellon Investment Funds ("BNY MIF"), an umbrella structure comprising different sub-funds. This document is specific to the Fund and share class stated at the beginning of this document. Copies of the Prospectus, annual and semi-annual reports which are prepared for the umbrella may be obtained free of charge from www.bnymellonim.com or from BNY Mellon Investment Management EMEA Limited, BNY Mellon Centre, 160 Queen Victoria Street, London EC4V 4LA. These documents are available in English, German and Spanish.

Share price: The latest share price and other information, including how to buy or sell shares, are available from the website and address given above. Other share classes are offered by the Fund as set out in the Prospectus.

Switching: Investors may switch shares in the Fund for shares in other sub-funds of BNY MIF provided they satisfy the criteria applicable to investment in other sub-funds. Further information on switching is contained in the "Switching" section of the Prospectus.

Legal status: The assets of the Fund belong exclusively to that sub-fund and may not be used to discharge the liabilities of or claims against any other person or body, including BNY MIF or any other sub-fund within the umbrella.

Liability statement: BNY Mellon Fund Managers Limited may be held liable solely on the basis of any statement contained in this document that is misleading, inaccurate or inconsistent with the relevant parts of the Prospectus for the Fund.

Depository: NatWest Trustee and Depositary Services Limited.

Tax: The tax legislation of the Fund's domicile may have an impact on your personal tax position. For further details, please speak to an adviser.

Remuneration Policy: Details of the up-to-date remuneration policy of BNY Mellon Fund Managers Limited including, but not limited to, a description of how remuneration and benefits are calculated and the identity of persons responsible for awarding the remuneration and benefits are available on www.bnymellonim.com. A paper copy will be made available free of charge upon request.

Index Providers: Further information about the index providers is set out under 'Benchmark Provider Disclaimers' in the Prospectus.



**COLUMBIA
THREADNEEDLE**
INVESTMENTS


CT Global Real Estate Securities Fund

Objectives and investment policy

The Fund is actively managed. The Manager believes that an appropriate comparator benchmark for reviewing fund performance is the FTSE EPRA/NAREIT Developed Custom Midday NR Index, given the investment policy of the Fund and the approach taken by the manager. The Fund is not constrained by this benchmark and has significant freedom to invest in a portfolio that is materially different to the benchmark's own composition. Any income earned by this share class will be reinvested back into the share class to help boost the value of a share. There is no minimum holding period for this Fund. However, it may not be appropriate for investors who plan to withdraw their money in under 5 years. You may buy or sell shares daily on demand (but not weekends or UK bank holidays or other days when the Fund is not open for dealing). Orders to buy or sell must be received by 12 noon (UK time) to receive the price calculated at that day's valuation point. We are not required to hold monies arising from the purchase and sales of shares in our funds in a client money bank account and hold these monies in our own bank account, utilising the FCA's permitted one-day window while carrying out a delivery versus payment transaction for the purpose of settling transactions in relation to units in the Fund. In the exceptional event that a transaction is not processed within this one-day window, any cash will be held in a client bank account. No interest will be paid to investors on cash held on a client bank account.

The Risk and Reward Indicator table demonstrates where the Fund ranks in terms of its potential risk and reward. The higher the rank the greater the potential reward but the greater the risk of losing money. It is based on past data, may change over time and may not be a reliable indication of the future risk profile of the Fund. The shaded area in the table below shows the Fund's ranking on the Risk and Reward Indicator.

**Typically higher rewards,
higher risk**



Leverage Risk: the use of derivatives to increase the exposure of the Fund to the market through either long or short positions will make the value of the Fund's investments more volatile than those of an unleveraged fund.

Charges

The charges you pay are used to pay the costs of running the Fund, including the costs of marketing and distributing it. These charges reduce the potential growth of your investment.

One-off charges taken before or after you invest

Entry charge	0.00%
Exit charge	0.00%

These are the maximum charges that we might take out of your money before it is invested and before we pay out the sale proceeds of your investment. In some cases, you might pay less and you should speak to your financial adviser about this.

Charges taken from the Fund over a year

Ongoing charges	1.03%
-----------------	-------

Charges taken from the Fund under specific conditions

Performance fee	NONE
-----------------	------

The ongoing charges figure is based on the last year's expenses and may vary from year to year. It excludes the costs of buying or selling assets for the Fund (unless these assets are shares of another fund).

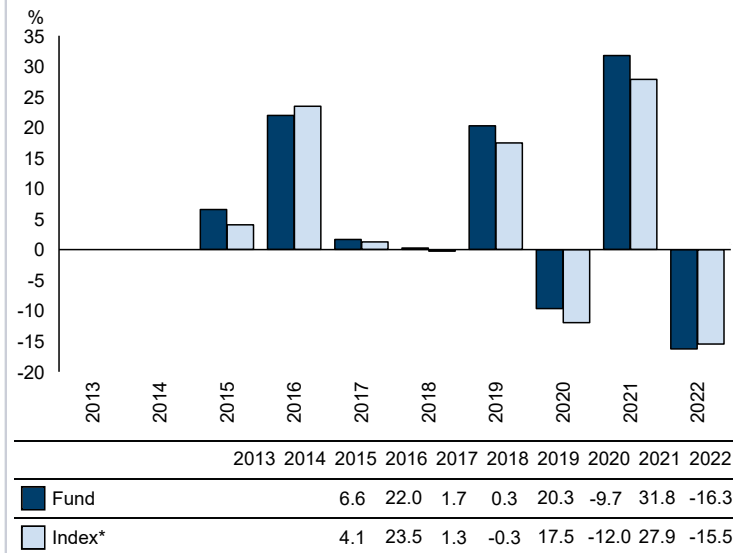
The ongoing charges figure is estimated due to a change to the way in which costs and charges are accrued within the Fund.

It excludes:

- Performance fees
- Portfolio transaction costs, except in the case of an entry/exit charge paid by the UCITS when buying or selling units in another collective investment undertaking.

For more information about charges, please see the section entitled Fees and Expenses in the Fund's prospectus, which is available at www.columbiathreadneedle.co.uk.

Past performance



You should be aware that past performance is not a guide to future performance.

Fund launch date: 18/12/2013.

Share/unit class launch date: 27/01/2014.

Performance is calculated in GBP.

The chart shows how much the Fund increased or decreased in value as a percentage in each year, net of charges (excluding entry charge), and net of tax.

* FTSE EPRA/NAREIT Developed Custom Mid Day Net Tax

Practical information

This document is issued by Columbia Threadneedle Fund Management Limited, a wholly owned subsidiary of Columbia Threadneedle Investments UK International Limited.

Further information regarding the Fund including copies of the prospectus, annual and half yearly report and accounts can be obtained free of charge from Retail Sales Support, Columbia Threadneedle Investments, 6th Floor, Quartermile4, 7a Nightingale Way, Edinburgh EH3 9EG, telephone: Sales Support on 0800 085 0383, email: sales.support@columbiathreadneedle.com or electronically at www.columbiathreadneedle.co.uk.

The Fund is part of Columbia Threadneedle (UK) ICVC III. You may switch investment between other funds or share classes of Columbia Threadneedle (UK) ICVC III. An entry charge may apply. Details on switching are provided in the Fund's prospectus.

The assets and liabilities are segregated by law between the different funds of Columbia Threadneedle (UK) ICVC III. This means that the Fund's assets are held separately from other funds. Your investment in the Fund will not be affected by any claims made against any other fund in Columbia Threadneedle (UK) ICVC III.

Details of the up to date remuneration policy including but not limited to a description of how remuneration and benefits are calculated will be available on www.columbiathreadneedle.co.uk when and in so far as available.

Other practical information, including the latest published price for the Fund is available on our website www.columbiathreadneedle.co.uk.

The Depositary for the Fund is State Street Trustees Limited.

The tax legislation of the United Kingdom may have an impact on your personal tax position depending on your country of residence.

Columbia Threadneedle Fund Management Limited may be held liable solely on the basis of any statement contained in this document that is misleading, inaccurate or inconsistent with the relevant parts of the prospectus for the Fund.

Key Investor Information Document:

This document provides you with the key investor information about this fund. It is not marketing material. The information is required by law to help you understand the nature and the risks of investing in this fund. You are advised to read it so you can make an informed decision about whether to invest.

Guinness Global Equity Income Fund, class Y GBP Dist, a sub fund of Guinness Asset Management Funds plc (ISIN: IE00BVYPP131)

The fund is managed by Link Fund Manager Solutions (Ireland) Limited.

Objective & Investment Policy

Objective

The fund aims to increase the value of the amount you invest in it over a period of years and to pay out income to you. To do this the fund invests in the shares of a range of companies around the world which are expected to provide a higher than average income.


Investment Policy

The fund invests in a portfolio of global equities providing an above average yield (i.e. a higher yield than the yield of the overall global equity market), however, the fund may also invest, to a limited extent, in other instruments such as government bonds and corporate fixed income securities of investment grade rating.

Essential features of the fund:

- Under normal market conditions the fund intends to invest in at least 20 stocks.
- The fund may invest in securities of companies with a wide range of market capitalizations and in companies domiciled throughout the world, including companies domiciled in or traded on Emerging Markets.
- The bulk of the fund's investments will however be concentrated in liquid shares of companies with a market capitalisation in excess of \$1billion.
- The fund is considered to be actively managed in reference to the MSCI World Index (the "Benchmark") by virtue of the fact that it uses the Benchmark solely for performance comparison purposes.
- You may sell your investment on any working day in Ireland.
- Any income the fund receives will be paid out to investors twice a year.
- Recommendation: this fund may not be appropriate for investors who plan to withdraw their money within five years.

Risk and reward profile



- This indicator shows how much a fund has risen and fallen in the past, and therefore how much a fund's returns have varied. It is a measure of a fund's volatility. The higher a fund's past volatility the higher the number on the scale and the greater the risk that investors in that fund may have made losses as well as gains. The lowest number on the scale does not mean that a fund is risk free.
- The fund has been classed as 5 because its volatility has been measured as above average.
- This indicator is based on historical data and may not be a reliable indication of the future risk profile of this fund.
- The risk and reward profile shown is not guaranteed to remain the same and may shift over time.
- Please note that even funds with the lowest rank may lose you money.
- In addition to the level of risk shown by the indicator, there are other risks associated with this fund. The fund invests mainly in shares, and the value of these may fall or rise due to a number of factors, including the performance of the company and general stock market and exchange rate fluctuations. The value of your investment may rise or fall and you could get back less than you invest.
- Sustainability Risk - The fund may be subject to sustainability risk, meaning an environmental, social or governance ("ESG") event or condition that, if it occurs, could cause an actual or a potential material negative impact on the value of an investment.
- For full details of the fund's risks, please see the prospectus which may be obtained from the address in 'Practical Information' below.

Charges

The charges you pay are used to pay the costs of running the fund, including marketing and distributing costs. These charges reduce the potential growth of your investment.

One-off charges taken before or after you invest	
Entry Charge	5%
Exit Charge	None
Charges taken from the fund over a year	
Ongoing Charges	0.79%
Charges taken from the fund under certain specific conditions	
Performance Fee	None

The entry and exit charges shown are maximum figures. This is the maximum that might be taken out of your money before it is invested and before proceeds of your investment are paid out, respectively. In some cases you might pay less - you can find this out from your financial adviser.

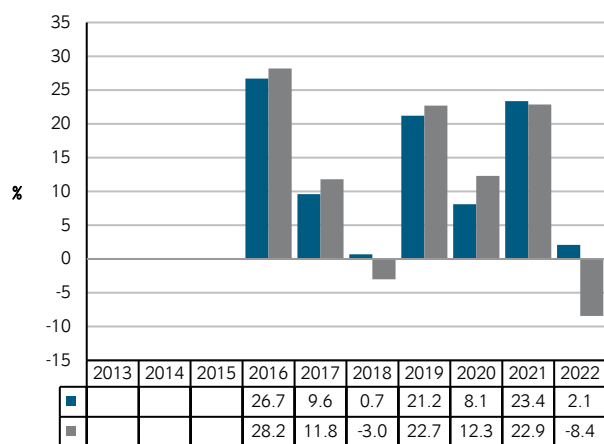
The ongoing charges figure is based on expenses as at December 2022. This figure may vary from year to year. It excludes portfolio transaction costs.

For more information about charges please see Section 3 of the Fund's prospectus which is available at

<https://www.guinnessgi.com/literature#tab-regulatory-documents>

Past Performance

■ Guinness Global Equity Income Fund class Y GBP Dist ■ MSCI World Index



• **The graph shows annual performance in GBP for the fund with a launch date: 11/03/2015**

- Past performance is not an indicator of future performance.
- Performance is after taking account of the ongoing expenses of the fund but does not reflect the impact of any entry or exit charge.
- The Benchmark (MSCI World Index) is not used to define the portfolio composition of the fund or as a performance target and the fund may be wholly invested in securities which are not constituents of the Benchmark.

Practical Information

Fund Information	The fund is a sub-fund of Guinness Asset Management Funds plc (the "umbrella fund"). Under Irish law there is segregated liability between sub-funds. This means that the assets of one sub-fund may not be used to satisfy the liabilities of another sub-fund. You may switch into another share class, either of this fund or of one of the other sub-funds of the umbrella fund, provided that you meet the criteria for investing in that class. There is no charge for switching. Information about how to switch may be obtained from the administrator.
Practical Information	The fund's administrator is Link Fund Administrators (Ireland) Ltd, 2 Grand Canal Square, Grand Canal Harbour, Dublin 2, Ireland email dublinta@linkgroup.ie
Further Information	More information is available free of charge from the Administrator or from the website https://www.guinnessgi.com/ . This information includes the full prospectus and the latest annual and semi-annual reports, in English and German. The prospectus and reports refer to all sub-funds of the umbrella fund. The latest price is available on the website https://www.guinnessgi.com/ .
Remuneration	Details of the Manager's up-to-date remuneration policy, including, but not limited to, a description of how remuneration and benefits are calculated and the identity of persons responsible for awarding the remuneration and benefits are available at https://www.linkgroup.eu/policy-statements/irish-management-company/ and a paper copy of such remuneration policy is available to investors free of charge upon request.
Depository	Brown Brothers Harriman Trustee Services (Ireland) Limited is the depository for this fund.
Tax Legislation	The fund is subject to Irish tax regulations. This may have an impact on your personal tax position.
Liability Statement	Link Fund Manager Solutions (Ireland) Limited may be held liable solely on the basis of any statement contained in this document that is misleading, inaccurate or inconsistent with the relevant parts of the prospectus for the fund.
The fund is authorised in Ireland and regulated by the Central Bank of Ireland. Link Fund Manager Solutions (Ireland) Limited is authorised in Ireland and regulated by the Central Bank of Ireland.	

This key investor information is accurate as at 17/02/2023.

Key Investor Information

This document provides you with key investor information about this Fund. It is not marketing material. The information is required by law to help you understand the nature and the risks of investing in this Fund. You are advised to read it so you can make an informed decision about whether to invest.

European Index Fund

a sub-fund of HSBC Index Tracker Investment Funds, (the "OEIC");
managed by HSBC Global Asset Management (UK) Limited

Class: Accumulation C
ISIN: GB00B80QGH28

Explanations of terms shown within the objectives and policy in bold, can be found within the glossary on our website: <http://www.assetmanagement.hsbc.com>.


Objectives and Investment Policy

- The Fund aims to provide **growth** over the long term, which is a period of 5 years or more, by tracking the performance of the FTSE Developed Europe excluding UK Index (the "Index").
- The Index is made up of large and medium sized companies covering developed markets in Europe excluding the UK.
- The Fund will invest directly in shares (**equities**) of all of the companies that make up the Index and in the same or very similar proportions in which they are included in the Index.
- However, there may be circumstances when it is not possible or practical for the Fund to invest in shares of all the companies of the Index. The Fund may not invest in all the companies of the Index to manage transaction costs or to reflect market conditions, regulations or HSBC's banned weapons policy.
- The Fund may hold cash and other funds, including funds managed by the **HSBC Group**, to manage day-to-day cash flow requirements.
- The anticipated **tracking error** for the Fund is expected to be up to 0.20%.

Use of derivatives

- The Fund may invest in different types of **derivatives** for **efficient portfolio management**, including **hedging**. In particular the Fund may use **derivatives** to help it manage cash flows and dividend payments with the aim of generating **returns** that are consistent with the Index. The use of **derivatives** will be consistent with the risk profile of the Fund.
- Income is reinvested.
- You may sell your investment on any business day by contacting the administrator before the dealing deadline at 12pm.
- Recommendation: this Fund may not be appropriate for investors who plan to withdraw their money within a period of 5 years.

Risk and Reward Profile



The risk and reward indicator is based on historical data and may not be a reliable indication of the future risk profile of the Fund.

The risk and reward category shown is not guaranteed to remain unchanged and may shift over time. The lowest category does not mean a risk-free investment.

Why is this Fund in this specific category?

This Fund is classified in category 6 because its price or simulated data has shown high fluctuations historically.

Material risks not fully captured by the Risk and Reward Indicator:

- Counterparty Risk** The possibility that the counterparty to a transaction may be unwilling or unable to meet its obligations.
- Derivatives Risk** Derivatives can behave unexpectedly. The pricing and volatility of many derivatives may diverge from strictly

reflecting the pricing or volatility of their underlying reference(s), instrument or asset.

- Exchange Rate Risk** Changes in currency exchange rates could reduce or increase investment gains or investment losses, in some cases significantly.
- Index Tracking Risk** To the extent that the Fund seeks to replicate index performance by holding individual securities, there is no guarantee that its composition or performance will exactly match that of the target index at any given time ("tracking error").
- Investment Leverage Risk** Investment Leverage occurs when the economic exposure is greater than the amount invested, such as when derivatives are used. A Fund that employs leverage may experience greater gains and/or losses due to the amplification effect from a movement in the price of the reference source.
- Liquidity Risk** Liquidity is a measure of how easily the Fund's holdings can be quickly converted to cash. The value of the Fund's holdings may be significantly impacted by liquidity risk during adverse market conditions.
- Operational Risk** Operational errors may affect transactions, valuation, accounting, financial reporting and other processes relating to the Fund.

Charges

The charges you pay are used to pay the running costs of the Fund, including the marketing and distribution costs. These charges reduce the potential growth of the investment.

One-off charges taken before or after you invest

Entry charge	0.00%
Exit charge	0.00%

This is the maximum that might be taken out of your money before it is invested or before the proceeds of your investment are paid out.

Charges taken from the Fund over a year

Ongoing charge	0.06%
----------------	-------

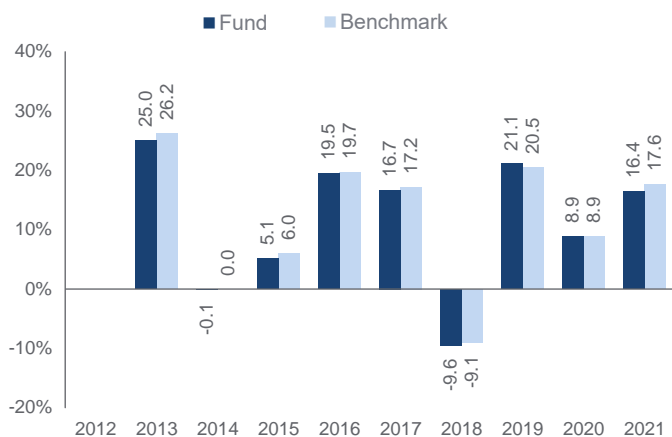
Charges taken from the Fund under certain specific conditions

Performance fee	None
-----------------	------

- The entry and exit charges shown are the maximum that may be charged. In some cases you may pay less. You can obtain the actual charges from your financial adviser.
- A conversion charge may be payable.
- The ongoing charges figure is based on last year's expenses for the year ending 15/11/2021. Charges may vary from year to year.

Further information on Charges can be found in the "Fees and Expenses" section of the Fund's Prospectus.

Past Performance



- Warning: the performance returns before the change in investment objective(s) on 01 March 2013 were achieved under circumstances that no longer apply.
- Past performance is not a guide to future performance; the value of your investment and any income from it can go down as well as up.
- Performance returns are based on the net asset value with distributable income reinvested. Past performance takes account of all ongoing charges but not entry, exit or conversion charges.
- The past performance of this share class is calculated in GBP.
- The performance of the Fund is shown against the performance of the FTSE Developed Europe ex UK Index.
- Historically the benchmark has been: FTSE All World Developed Europe ex UK Gross from launch until 28/02/2013.
- The Fund was launched on 14 January 1989.

Practical Information

Depository

State Street Trustees Limited.

Further information

Further information about the OEIC including the latest Prospectus, latest published prices of shares, annual report and half yearly report may be obtained free of charge, in English, from the Administrator, HSBC Global Asset Management (UK) Limited, Sunderland SR43 4BF or by visiting www.assetmanagement.hsbc.com. The most recent Prospectus is available in English. This document describes a single share class of the OEIC. The Prospectus, annual and half yearly reports are prepared for the entire OEIC.

Share classes

Other share classes are available, as detailed in the Prospectus. It is possible to convert your shares into a different share class or switch your shares into a different Fund within the OEIC. Details of how to do this are in the Prospectus (please note an initial charge may apply).

Remuneration Policy

The Remuneration Policy of the Authorised Corporate Director, which describes the remuneration practices and governance arrangements for UCITS and AIFMD Authorised entities, is available at www.assetmanagement.hsbc.com (please select "About Us" then "Our Governance" then "Remuneration Practices and Governance Arrangements for UCITS and AIFMD Authorised Entities") or on request free of charge from the Administrator.

Tax

UK tax legislation may have an impact on your personal position.

Management Company

HSBC Global Asset Management (UK) Limited, the Authorised Corporate Director, may be held liable solely on the basis of any statement contained in this document that is misleading, inaccurate or inconsistent with the relevant parts of the Prospectus for the OEIC.

Segregated liability

The OEIC is an umbrella investment company with segregated liability between Funds. This means that the holdings of one Fund are kept separate from the holdings of the other Funds and your investment in the Fund cannot be used to pay the liabilities of any other Fund.

The Fund is authorised in the United Kingdom and regulated by the Financial Conduct Authority. HSBC Global Asset Management (UK) Limited is authorised in the United Kingdom and regulated by the Financial Conduct Authority.

This key investor information is accurate as at 02 February 2022.

Key Investor Information

This document provides you with key investor information about this Fund. It is not marketing material. The information is required by law to help you understand the nature and the risks of investing in this Fund. You are advised to read it so you can make an informed decision about whether to invest.

Pacific Index Fund

a sub-fund of HSBC Index Tracker Investment Funds, (the "OEIC");
managed by HSBC Global Asset Management (UK) Limited


Class: Income C
ISIN: GB00B80QGR26

Explanations of terms shown within the objectives and policy in bold, can be found within the glossary on our website: <http://www.assetmanagement.hsbc.com>.

Objectives and Investment Policy

- The Fund aims to track the performance of the FTSE World Asia Pacific excluding Japan Index (the "Index") before the deduction of charges and tax.
 - The Index is made up of large and medium sized companies in developed and advanced **emerging markets** in the Asia Pacific region, excluding Japan.
 - The Fund will invest directly in shares (**equities**) of all of the companies that make up the Index and in the same or very similar proportions in which they are included in the Index.
 - However, there may be circumstances when it is not possible or practical for the Fund to invest in shares of all the companies of the Index. The Fund may not invest in all the companies of the Index to manage transaction costs or to reflect market conditions, regulations or HSBC's banned weapons policy.
 - The Fund may hold cash and other funds, including funds managed by the **HSBC Group**, to manage day-to-day cash flow requirements.
 - The anticipated **tracking error** for the Fund is expected to be up to 0.20%.
- Use of derivatives**
- The Fund may invest in different types of **derivatives** for **efficient portfolio management**, including **hedging**. In particular the Fund may use **derivatives** to help it manage cash flows and dividend payments with the aim of generating **returns** that are consistent with the Index. The use of **derivatives** will be consistent with the risk profile of the Fund.
 - The Fund may enter into securities lending transactions for up to 29% of its assets. However, this is not expected to exceed 25%.
 - Income is distributed.
 - You may sell your investment on any business day by contacting the administrator before the dealing deadline at 12pm.
 - Recommendation: this Fund may not be appropriate for investors who plan to withdraw their money within a period of 5 years.

Risk and Reward Profile



The risk and reward indicator is based on historical data and may not be a reliable indication of the future risk profile of the Fund.

The risk and reward category shown is not guaranteed to remain unchanged and may shift over time. The lowest category does not mean a risk-free investment.

Why is this Fund in this specific category?

This Fund is classified in category 6 because its price or simulated data has shown high fluctuations historically.

Material risks not fully captured by the Risk and Reward Indicator:

- Counterparty Risk** The possibility that the counterparty to a transaction may be unwilling or unable to meet its obligations.
- Derivatives Risk** Derivatives can behave unexpectedly. The pricing and volatility of many derivatives may diverge from strictly reflecting the pricing or volatility of their underlying reference(s), instrument or asset.
- Emerging Markets Risk** Emerging markets are less established, and often more volatile, than developed markets and involve higher risks, particularly market, liquidity and currency risks.
- Exchange Rate Risk** Changes in currency exchange rates could reduce or increase investment gains or investment losses, in some cases significantly.
- Index Tracking Risk** To the extent that the Fund seeks to replicate index performance by holding individual securities, there is no guarantee that its composition or performance will exactly match that of the target index at any given time ("tracking error").
- Investment Leverage Risk** Investment Leverage occurs when the economic exposure is greater than the amount invested, such as when derivatives are used. A Fund that employs leverage may experience greater gains and/or losses due to the amplification effect from a movement in the price of the reference source.
- Liquidity Risk** Liquidity is a measure of how easily the Fund's holdings can be quickly converted to cash. The value of the Fund's holdings may be significantly impacted by liquidity risk during adverse market conditions.
- Operational Risk** Operational errors may affect transactions, valuation, accounting, financial reporting and other processes relating to the Fund.

Charges

The charges you pay are used to pay the running costs of the Fund, including the marketing and distribution costs. These charges reduce the potential growth of the investment.

One-off charges taken before or after you invest

Entry charge	0.00%
Exit charge	0.00%

This is the maximum that might be taken out of your money before it is invested or before the proceeds of your investment are paid out.

Charges taken from the Fund over a year

Ongoing charge	0.19%
----------------	-------

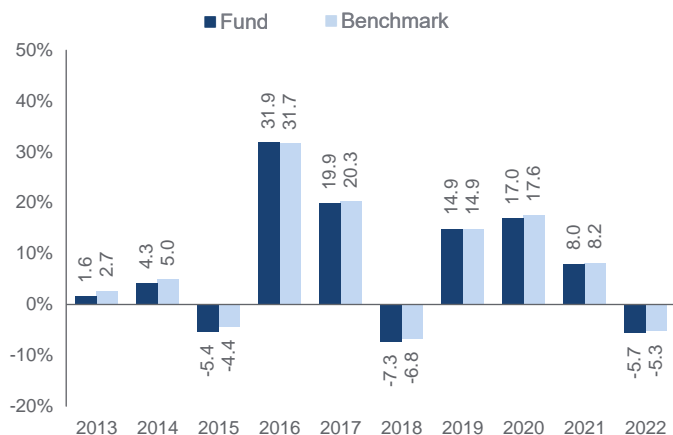
Charges taken from the Fund under certain specific conditions

Performance fee	None
-----------------	------

- The entry and exit charges shown are the maximum that may be charged. In some cases you may pay less. You can obtain the actual charges from your financial adviser.
- A conversion charge may be payable.
- The ongoing charges figure is based on last year's expenses for the year ending 15/11/2022. Charges may vary from year to year.

Further information on Charges can be found in the "Fees and Expenses" section of the Fund's Prospectus.

Past Performance



- Past performance is not a guide to future performance; the value of your investment and any income from it can go down as well as up.
- Performance returns are based on the net asset value with distributable income reinvested. Past performance takes account of all ongoing charges but not entry, exit or conversion charges.
- The past performance of this share class is calculated in GBP.
- The performance of the Fund is shown against the performance of the FTSE World Asia Pacific excluding Japan Index.
- The Fund was launched on 20 November 1998.

Practical Information

Depository

State Street Trustees Limited.

Further information

Further information about the OEIC including the latest Prospectus, latest published prices of shares, annual report and half yearly report may be obtained free of charge, in English, from the Administrator, HSBC Global Asset Management (UK) Limited, Sunderland SR43 4BF or by visiting www.assetmanagement.hsbc.com. The most recent Prospectus is available in English. This document describes a single share class of the OEIC. The Prospectus, annual and half yearly reports are prepared for the entire OEIC.

Share classes

Other share classes are available, as detailed in the Prospectus. It is possible to convert your shares into a different share class or switch your shares into a different Fund within the OEIC. Details of how to do this are in the Prospectus (please note an initial charge may apply).

Remuneration Policy

The Remuneration Policy of the Authorised Corporate Director, which describes the remuneration practices and governance arrangements for UCITS and AIFMD Authorised entities, is available at www.assetmanagement.hsbc.com (please select "About Us" then "Our Governance" then "Remuneration Practices and Governance Arrangements for UCITS and AIFMD Authorised Entities") or on request free of charge from the Administrator.

Tax

UK tax legislation may have an impact on your personal position.

Management Company

HSBC Global Asset Management (UK) Limited, the Authorised Corporate Director, may be held liable solely on the basis of any statement contained in this document that is misleading, inaccurate or inconsistent with the relevant parts of the Prospectus for the OEIC.

Segregated liability

The OEIC is an umbrella investment company with segregated liability between Funds. This means that the holdings of one Fund are kept separate from the holdings of the other Funds and your investment in the Fund cannot be used to pay the liabilities of any other Fund.

The Fund is authorised in the United Kingdom and regulated by the Financial Conduct Authority. HSBC Global Asset Management (UK) Limited is authorised in the United Kingdom and regulated by the Financial Conduct Authority.

This key investor information is accurate as at 03 March 2023.

The logo for Jupiter, featuring a stylized orange sun with horizontal lines above the word "JUPITER" in a bold, dark blue, sans-serif font.

Jupiter UK Special Situations Fund I-Class

The Manager is Jupiter Unit Trust Managers Limited.

Objectives and investment policy

This fund may not be suitable for investors who plan to withdraw their capital within 5 years.

Risk and reward profile

Page 1 of 2.

Charges

One-off charges taken before or after you invest

Entry charge	0.00%
Exit charge	0.00%

These are the maximum charges that we might take out of your money before it is invested and before we pay out the sale proceeds of your investment.

Charges taken from the Fund over a year

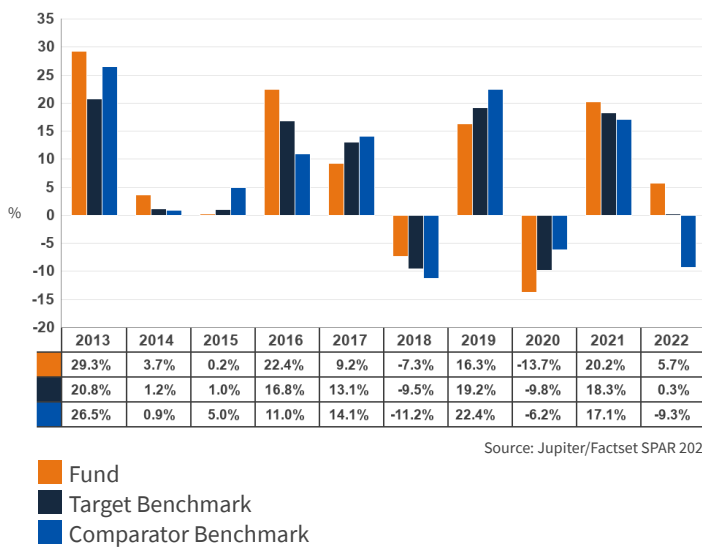
Ongoing charges	0.76%
-----------------	-------

Charges taken from the Fund under specific conditions

Performance fee	NONE
-----------------	------

- The charges you pay are used to pay the costs of running the Fund, including the costs of marketing and distributing it. These charges reduce the potential growth of your investment.
- The ongoing charges figure is based on the fixed annual charge as detailed in the Scheme Particulars. Where the Fund invests in other underlying funds, which may include closed-ended funds such as investment trusts, the ongoing charges figure will include the ongoing charges for those funds, and will therefore vary from year to year. The ongoing charges figure excludes portfolio transaction costs, except in the case of an entry/ exit charge paid by the Fund when buying or selling shares in another collective investment undertaking.
- Further information about charges is available in sections 18 and 19 of the Scheme Particulars which are available from Jupiter on request.

Past performance



- Past performance is not a guide to future performance.
- Fund launch date: 03/06/1996
- Share/unit class launch date: 15/06/2009
- Performance is calculated in GBP.
- The past performance shown in the chart includes all charges except any entry and exit charges.
- Target Benchmark - FTSE All Share
- Comparator Benchmark - IA UK All Companies

Practical information

- The Trustee and Depositary of the Fund is Northern Trust Investor Services Limited ("NTISL"). NTISL has delegated custody services to The Northern Trust Company, London Branch.
- Further information can be found by requesting the Scheme Particulars or annual and half-yearly report and accounts which are available from Jupiter on request by contacting our Customer Services Team on 0800 561 4000. These documents are available in English and are free of charge.
- Jupiter operates a Group-wide remuneration policy, overseen by an independent Remuneration Committee. Details of this policy, including an overview of remuneration elements and associated governance processes, are set out on our website <https://www.jupiteram.com/corporate/Governance/Risk-management>. A paper copy of these Remuneration Disclosures is available free of charge, upon request.
- Unit prices can be found by visiting the Jupiter website, www.jupiteram.com.
- Tax law may have an impact on your own tax position. We advise you to take tax advice where necessary.
- Jupiter Unit Trust Managers Limited may be held liable solely on the basis of any statement contained in this document that is misleading, inaccurate or inconsistent with the relevant parts of the Scheme Particulars of the Fund.
- Other unit classes are available. Further information is available from Jupiter on request.

Key Investor Information

This document provides you with key investor information about this fund. It is not marketing material. The information is required by law to help you understand the nature and the risks of investing in this fund. You are advised to read it so you can make an informed decision about whether to invest.

Legal & General Cash Trust Unit Class I GBP Income - ISIN: GB00BJKGG240

The authorised fund manager of the Fund is Legal & General (Unit Trust Managers) Limited (the "Manager").

OBJECTIVES AND INVESTMENT POLICY

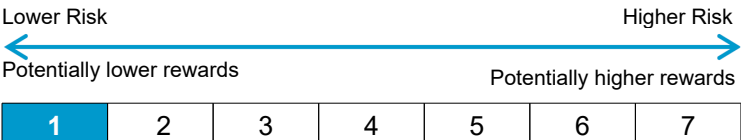
- The objective of this Fund is to maintain capital and to provide a return in line with money market rates, before charges.
- The Fund will generally invest in short term deposits, certificates of deposit, government bonds (predominantly UK) issued in pounds sterling (a type of loan that pays interest) and Repos. Repos are an agreement between two parties to sell or buy an asset and later reverse the trade at an agreed date and price.
- Where the Manager considers it appropriate, for example, in times of market stress, the Fund may be significantly invested in government and public securities.
- The maximum maturity of the instruments the Fund invests in is 397 days but the Fund must maintain a weighted average maturity of less than 60 days.
- The bonds that the Fund invests in must be investment grade (rated as lower risk). Investment grade bonds are bonds that have achieved a higher credit rating from a rating agency. Credit ratings give an indication of how likely it is that the issuer of a bond will be able to pay back interest and the loan on time.
- The Fund may use derivatives (contracts which have a value linked to the price of another asset) to:
 - reduce risk or cost; or
 - generate additional capital or income with no, or an acceptably low, level of risk.
- The Fund may also invest in other fixed income securities, other money

market instruments and collective investment schemes.

Other information:

- The Fund is actively managed as the Manager uses their expertise to select investments to achieve the Fund's objective.
- The IA Short Term Money Market is a benchmark which is used as a performance comparator of the Fund. See the Past Performance section for further details.
- The Fund is a short-term variable net asset value money market fund.
- Your units will be income units. Income from the Fund's investments will be paid out to you every three months (as interest). This will reduce your capital growth accordingly.
- You can buy or sell units in this Fund on any business day. You need to contact us with your instruction before 12 noon. This is the time we calculate unit prices for this Fund. If you contact us after 12 noon, the units will be bought or sold at the next business day's price.
- The Fund's base currency is denominated in GBP.
- This Fund is designed for investors looking to preserve their money from an investment in deposits and short term instruments.
- This Fund may be appropriate for investors looking to invest for a short period of time.
- If you do not understand this document we recommend you seek additional information to help you decide if this Fund is right for you.

RISK AND REWARD PROFILE



- The Risk and Reward Indicator table demonstrates where the Fund ranks in terms of its potential risk and reward. The higher the rank the greater the potential reward but the greater the risk of losing money. It is not guaranteed to remain the same and may change over time. It is based on historical data and may not be a reliable indication of the future risk profile of the Fund. The shaded area in the table above shows the Fund's ranking on the Risk and Reward Indicator.
 - The Fund is in category 1 as it invests in instruments which are very liquid, have short maturities which have a high credit rating and are considered lower risk than longer maturing securities.
 - Even a fund in the lowest category is not a risk free investment.
 - The value of your investment and any income you take from it may fall as well as rise and is not guaranteed. You might get back less than you invest.
- Further information on the risks of investing in this fund is contained in the Prospectus available at www.legalandgeneral.com/reports. The risk and reward indicator may not take account of the following risks of investing in the Fund:
- When interest rates are low or negative and if the Fund's income is not enough to pay the charges, the Fund's capital will be used instead. This may cause capital erosion and the value of the Fund to fall. Where interest rates

- are negative, you may not receive interest payments and the value of your Fund may decrease.
- Derivatives are highly sensitive to changes in the value of the asset on which they are based and can increase the size of losses and gains.
- The Fund could lose money if any institutions providing services such as acting as counterparty to derivatives or other instruments, becomes unwilling or unable to meet its obligations to the Fund.
- The Fund has money on deposit with companies such as banks or other financial institutions and invests in bonds which are issued by the government. If these companies or the government experience financial difficulty, they may be unable to pay back some or all of the interest, original investment or other payments that they owe. If this happens, the value of the Fund may fall.
- This Fund holds bonds that are traded through agents, brokers or investment banks matching buyers and sellers. This makes the bonds less easy to buy and sell than investments traded on an exchange. In exceptional circumstances the Fund may not be able to sell bonds and may defer withdrawals, or suspend dealing. The Directors can only delay paying out if it is in the interests of all investors and with the permission of the Fund depositary.
- Investment returns on bonds are sensitive to trends in interest rate movements. Such changes will affect the value of your investment.
- We may take some or all of the ongoing charges from the Fund's capital rather than the Fund's income. This increases the amount of income, but it reduces the growth potential and may lead to a fall in the value of the Fund.



CHARGES

The charges you pay are used to pay the costs of running the Fund, including the costs of marketing and distributing it. These charges reduce the potential return from your investment.

One-off charges taken before or after you invest

Entry charge	0.00%
Exit charge	0.00%

This is the maximum that might be taken out of your money before it is invested.

The price for buying and selling units is subject to a Dilution Adjustment See opposite.

Charges taken from the fund over each year

Ongoing charge	0.15%
----------------	-------

Charges taken from the fund under certain specific conditions

Performance fee	None
-----------------	------

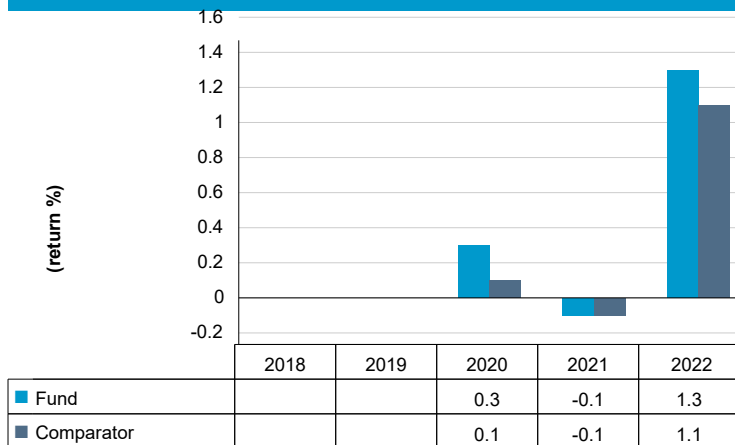
- There are no entry or exit charges.
- The ongoing charges figure is based on the latest available expenses at April 2023. This figure may vary from year to year.
- This Fund's ongoing charges include any charges made by any other funds it may invest in. They exclude portfolio transaction costs.
- The ongoing charges are taken from the Income of the Fund.

Other costs:

- **Dilution adjustment:** On any day, the prices for buying or selling units in this Fund are the same. The Fund manager calculates a single price for this Fund based on the mid-point between the buying and selling prices of the Fund's assets. In certain circumstances, the Fund manager can adjust this price to account for whether there is more money going into or coming out of the Fund. This is called a 'dilution adjustment'.
- This can vary but as an example for this Fund we estimate 0.00% for purchases and 0.00% for sales at 02 February 2023. The amount of the dilution adjustment may differ in future.

For more information about charges and costs, please see the charges and expenses section in the Fund's Prospectus, or visit our website at www.legalandgeneral.com/chargesandfees.

PAST PERFORMANCE



- Past performance is not a guide to future performance.
- The figures for the Fund take into account the ongoing charges and assume income (after any tax) is reinvested.
- The performance has been calculated in GBP.
- The annual return is for a 12 month period ending 31 December.
- The Fund launched in 1992.
- This unit class launched in 2019.
- To assess the performance of the Fund, it can be compared to the IA sector, Short Term Money Market (referred to as the "Comparator" in the chart opposite).

PRACTICAL INFORMATION

- The trustee and depositary is Northern Trust Investor Services Limited.
- You can obtain further information about the Fund including copies of its prospectus and the latest annual and semi-annual reports at www.legalandgeneral.com/reports. Paper copies of these documents are also available free of charge in English from Legal & General Investments, PO Box 6080, Wolverhampton WV1 9RB.
- Investors can get other practical information, including the latest prices, dilution adjustment and details of any other unit classes that are available, by calling us on **0370 050 0955** Monday to Friday between 9:00a.m. to 5:00p.m. Call charges will vary.
- This Fund is subject to the tax legislation of the United Kingdom, which may have an impact on each investor's personal tax position.
- Legal & General (Unit Trust Managers) Limited may be held liable solely on the basis of any statement contained in this document that is misleading, inaccurate or inconsistent with the relevant parts of the Prospectus for the Fund.
- Details of our Remuneration Policy including our Remuneration Committee and how remuneration and benefits are calculated can be accessed from www.lgim.com/remuneration. A paper copy is also available free of charge upon request.

Key Investor Information

This document provides you with key investor information about this fund. It is not marketing material. The information is required by law to help you understand the nature and the risks of investing in this fund. You are advised to read it so you can make an informed decision about whether to invest.

Legal & General Global Health and Pharmaceuticals Index Trust Unit Class I GBP Accumulation - ISIN: GB00B0CNH387

The authorised fund manager of the Fund is Legal & General (Unit Trust Managers) Limited (the "Manager").

OBJECTIVES AND INVESTMENT POLICY

- The objective of the Fund is to track performance of the FTSE World Index - Health Care, the "**Benchmark Index**" on a net total return basis before fees and expenses are applied. Fund performance may differ from the Benchmark Index due to the deduction of fees and expenses and the impact of any tracking error factors.
 - The Benchmark Index is comprised of shares in companies engaged in health, pharmaceuticals and biotechnology.
 - The Fund seeks to replicate the Benchmark Index and its investments will closely match those that make up the Benchmark Index.
 - The Fund will have at least 90% exposure (directly or through depositary receipts (a certificate issued by a bank representing shares in a foreign company such as American depositary receipts and global depositary receipts)) to assets that are included in the Benchmark Index.
 - The Fund may also invest in shares which are reasonably expected to become part of the Benchmark Index in the near future or are an alternative to a constituent of the Benchmark Index, money market instruments (such as treasury bills), depositary receipts, cash, deposits and collective investment schemes, including those managed or operated by the Manager or an associate of the Manager.
 - The Fund may use derivatives (contracts which have a value linked to the price of another asset) to:
 - reduce risk or cost; or
 - generate additional capital or income with no, or an acceptably low, level of risk.
- Other information:**
- The Fund is passively managed as it tracks the Benchmark Index.
 - Your units will be accumulation units. Income from the Fund's investments (dividends) will be reinvested back into the value of your units.
 - You can buy or sell units in this Fund on any business day. You need to contact us with your instruction before 3pm. This is the time we calculate unit prices for this Fund. If you contact us after 3pm, the units will be bought or sold at the next business day's price.
 - The Fund's base currency is denominated in GBP.
 - This Fund may be suitable for investors looking to invest in health, pharmaceuticals and biotechnology company shares as represented by the Benchmark Index.
 - Although investors can take their money out at any time, this Fund may not be appropriate for those who plan to withdraw their money within five years.
 - This Fund is not designed for investors who cannot afford more than a minimal loss of their investment.
 - If you do not understand this document we recommend you seek additional information to help you decide if this Fund is right for you.

RISK AND REWARD PROFILE



- The Risk and Reward Indicator table demonstrates where the Fund ranks in terms of its potential risk and reward. The higher the rank the greater the potential reward but the greater the risk of losing money. It is not guaranteed to remain the same and may change over time. It is based on historical data and may not be a reliable indication of the future risk profile of the Fund. The shaded area in the table above shows the Fund's ranking on the Risk and Reward Indicator.
 - The Fund is in category 6 because it invests in company shares which are sensitive to variations in the stock market. The value of company shares can change substantially over short periods of time. Company shares are generally considered to be higher risk investments than bonds or cash.
 - Even a fund in the lowest category is not a risk free investment.
 - The value of your investment may fall as well as rise and is not guaranteed. You might get back less than you invest.
- Further information on the risks of investing in this fund is contained in the

- Prospectus available at www.legalandgeneral.com/reports.
- The risk and reward indicator may not take account of the following risks of investing in the Fund:
- The return from this Fund is dependent on relatively few individual investments. This means that a fall in the value of an individual investment can have a major impact on the overall performance of the Fund.
 - Most of the Fund holds investments from a particular market sector, that of health, pharmaceuticals and biotechnology. Funds like this can be more volatile than funds that invest across many market sectors. This is because the value of the Fund can go up and down more often and by larger amounts than funds that are spread more widely, especially in the short-term.
 - The Fund may have underlying investments that are valued in currencies that are different from GBP. Exchange rate fluctuations will impact the value of your investment. Currency hedging techniques may be applied to reduce this impact but may not entirely eliminate it.
 - Derivatives are highly sensitive to changes in the value of the asset on which they are based and can increase the size of losses and gains.
 - The Fund could lose money if any institutions providing services such as acting as counterparty to derivatives or other instruments, becomes unwilling or unable to meet its obligations to the Fund.



CHARGES

The charges you pay are used to pay the costs of running the Fund, including the costs of marketing and distributing it. These charges reduce the potential return from your investment.

One-off charges taken before or after you invest

Entry charge	0.00%
Exit charge	0.00%

This is the maximum that might be taken out of your money before it is invested.

The price for buying and selling units is subject to a Dilution Adjustment See opposite.

Charges taken from the fund over each year

Ongoing charge	0.31%
----------------	-------

Charges taken from the fund under certain specific conditions

Performance fee	None
-----------------	------

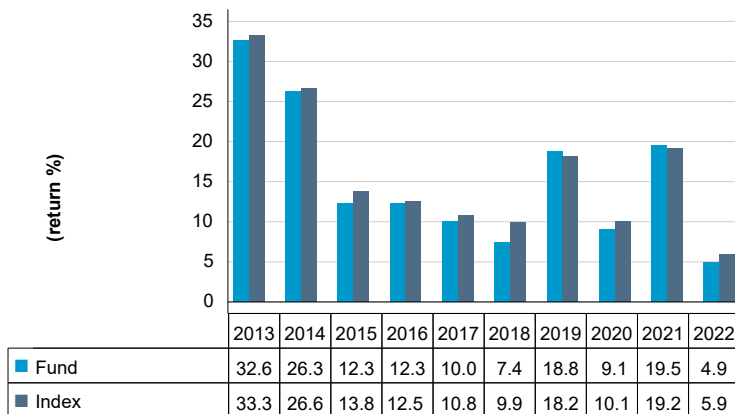
- There are no entry or exit charges.
- The ongoing charges figure is based on the latest available expenses at January 2023. This figure may vary from year to year.
- This Fund's ongoing charges include any charges made by any other funds it may invest in. They exclude portfolio transaction costs.
- The ongoing charges are taken from the Income of the Fund.

Other costs:

- **Dilution adjustment:** On any day, the prices for buying or selling units in this Fund are the same. The Fund manager calculates a single price for this Fund based on the mid-point between the buying and selling prices of the Fund's assets. In certain circumstances, the Fund manager can adjust this price to account for whether there is more money going into or coming out of the Fund. This is called a 'dilution adjustment'.
- This can vary but as an example for this Fund we estimate 0.10% for purchases and 0.08% for sales at 02 February 2023. The amount of the dilution adjustment may differ in future.

For more information about charges and costs, please see the charges and expenses section in the Fund's Prospectus, or visit our website at www.legalandgeneral.com/chargesandfees.

PAST PERFORMANCE



- Past performance is not a guide to future performance.
- The figures for the Fund take into account the ongoing charges and assume income (after any tax) is reinvested.
- The performance has been calculated in GBP.
- The Fund may not replicate the performance of the Benchmark Index perfectly due to tracking errors such as expenses, tax and transaction costs incurred by the Fund, which are not included in the Index.
- The annual return is for a 12 month period ending 31 December.
- The Fund launched in 2000.
- This unit class launched in 2005.

PRACTICAL INFORMATION

- The trustee and depositary is Northern Trust Investor Services Limited.
- You can obtain further information about the Fund including copies of its prospectus and the latest annual and semi-annual reports at www.legalandgeneral.com/reports. Paper copies of these documents are also available free of charge in English from Legal & General Investments, PO Box 6080, Wolverhampton WV1 9RB.
- Investors can get other practical information, including the latest prices, dilution adjustment and details of any other unit classes that are available, by calling us on **0370 050 0955** Monday to Friday between 9:00a.m. to 5:00p.m. Call charges will vary.
- This Fund is subject to the tax legislation of the United Kingdom, which may have an impact on each investor's personal tax position.
- Legal & General (Unit Trust Managers) Limited may be held liable solely on the basis of any statement contained in this document that is misleading, inaccurate or inconsistent with the relevant parts of the Prospectus for the Fund.
- Details of our Remuneration Policy including our Remuneration Committee and how remuneration and benefits are calculated can be accessed from www.lgim.com/remuneration. A paper copy is also available free of charge upon request.

Key Investor Information

This document provides you with key investor information about this fund. It is not marketing material. The information is required by law to help you understand the nature and the risks of investing in this fund. You are advised to read it so you can make an informed decision about whether to invest.

Legal & General US Index Trust Unit Class I GBP Income - ISIN: GB00B0CNGS66

The authorised fund manager of the Fund is Legal & General (Unit Trust Managers) Limited (the "Manager").

OBJECTIVES AND INVESTMENT POLICY

- The objective of the Fund is to track the performance of the FTSE USA Index, the "Benchmark Index" on a net total return basis before fees and expenses are applied. Fund performance may differ from the Benchmark Index due to the deduction of fees and expenses and the impact of any tracking error factors.
- The Benchmark Index is comprised of shares in large and middle capitalisation companies in the United States of America in accordance with the index provider's methodology.
- The Fund's investments will closely match those that make up the Benchmark Index.
- The Fund will invest at least 90% (directly or through depositary receipts (a certificate issued by a bank representing shares in a foreign company such as American depositary receipts and global depositary receipts)) in assets that are included in the Benchmark Index.
- The Fund may also invest in money market instruments (such as treasury bills), depositary receipts, cash, deposits, shares in companies which are reasonably expected to become part of the Benchmark Index in the near future or are an alternative to a constituent of the Benchmark Index and collective investment schemes, including those managed or operated by the Manager or an associate of the Manager.
- The Fund may use derivatives (contracts which have a value linked to the price of another asset) to:

- reduce risk or cost; or
- generate additional capital or income with no, or an acceptably low, level of risk.

Other information:

- The Fund is passively managed as it tracks the Benchmark Index.
- Your units will be income units. Income from the Fund's investments will be paid out to you every six months (as dividends). This will reduce your capital growth accordingly.
- You can buy or sell units in this Fund on any business day. You need to contact us with your instruction before 3pm. This is the time we calculate unit prices for this Fund. If you contact us after 3pm, the units will be bought or sold at the next business day's price.
- The Fund's base currency is denominated in GBP.
- This Fund may be suitable for investors looking to track the US stock market as represented by the Benchmark Index.
- Although investors can take their money out at any time, this Fund may not be appropriate for those who plan to withdraw their money within five years.
- This Fund is not designed for investors who cannot afford more than a minimal loss of their investment.
- If you do not understand this document we recommend you seek additional information to help you decide if this Fund is right for you.

RISK AND REWARD PROFILE



1	2	3	4	5	6	7
---	---	---	---	---	---	---

- The Risk and Reward Indicator table demonstrates where the Fund ranks in terms of its potential risk and reward. The higher the rank the greater the potential reward but the greater the risk of losing money. It is not guaranteed to remain the same and may change over time. It is based on historical data and may not be a reliable indication of the future risk profile of the Fund. The shaded area in the table above shows the Fund's ranking on the Risk and Reward Indicator.
- The Fund is in category 6 because it invests in company shares which are sensitive to variations in the stock market. The value of company shares can change substantially over short periods of time. Company shares are generally considered to be higher risk investments than bonds or cash.

- Even a fund in the lowest category is not a risk free investment.
- The value of your investment and any income you take from it may fall as well as rise and is not guaranteed. You might get back less than you invest. Further information on the risks of investing in this fund is contained in the Prospectus available at www.legalandgeneral.com/reports. The risk and reward indicator may not take account of the following risks of investing in the Fund:
- The Fund may have underlying investments that are valued in currencies that are different from GBP. Exchange rate fluctuations will impact the value of your investment. Currency hedging techniques may be applied to reduce this impact but may not entirely eliminate it.
- Derivatives are highly sensitive to changes in the value of the asset on which they are based and can increase the size of losses and gains.
- The Fund could lose money if any institutions providing services such as acting as counterparty to derivatives or other instruments, becomes unwilling or unable to meet its obligations to the Fund.



CHARGES

The charges you pay are used to pay the costs of running the Fund, including the costs of marketing and distributing it. These charges reduce the potential return from your investment.

One-off charges taken before or after you invest

Entry charge	0.00%
Exit charge	0.00%

This is the maximum that might be taken out of your money before it is invested.

The price for buying and selling units is subject to a Dilution Adjustment See opposite.

Charges taken from the fund over each year

Ongoing charge	0.10%
----------------	-------

Charges taken from the fund under certain specific conditions

Performance fee	None
-----------------	------

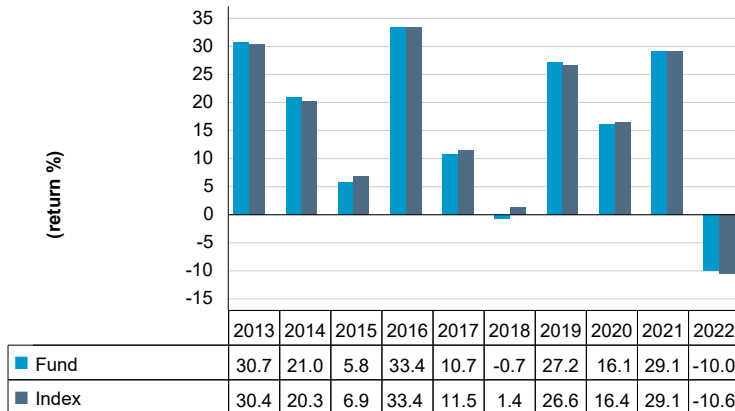
- There are no entry or exit charges.
- The ongoing charges figure is based on the latest available expenses at January 2023. This figure may vary from year to year.
- This Fund's ongoing charges include any charges made by any other funds it may invest in. They exclude portfolio transaction costs.
- The ongoing charges are taken from the Income of the Fund.

Other costs:

- **Dilution adjustment:** On any day, the prices for buying or selling units in this Fund are the same. The Fund manager calculates a single price for this Fund based on the mid-point between the buying and selling prices of the Fund's assets. In certain circumstances, the Fund manager can adjust this price to account for whether there is more money going into or coming out of the Fund. This is called a 'dilution adjustment'.
- This can vary but as an example for this Fund we estimate 0.04% for purchases and 0.04% for sales at 02 February 2023. The amount of the dilution adjustment may differ in future.

For more information about charges and costs, please see the charges and expenses section in the Fund's Prospectus, or visit our website at www.legalandgeneral.com/chargesandfees.

PAST PERFORMANCE



- Past performance is not a guide to future performance.
- The figures for the Fund take into account the ongoing charges and assume income (after any tax) is reinvested.
- The performance has been calculated in GBP.
- The Fund may not replicate the performance of the Benchmark Index perfectly due to tracking errors such as expenses, tax and transaction costs incurred by the Fund, which are not included in the Index.
- The annual return is for a 12 month period ending 31 December.
- The Fund launched in 1992.
- This unit class launched in 2005.

PRACTICAL INFORMATION

- The trustee and depositary is Northern Trust Investor Services Limited.
- You can obtain further information about the Fund including copies of its prospectus and the latest annual and semi-annual reports at www.legalandgeneral.com/reports. Paper copies of these documents are also available free of charge in English from Legal & General Investments, PO Box 6080, Wolverhampton WV1 9RB.
- Investors can get other practical information, including the latest prices, dilution adjustment and details of any other unit classes that are available, by calling us on **0370 050 0955** Monday to Friday between 9:00a.m. to 5:00p.m. Call charges will vary.
- This Fund is subject to the tax legislation of the United Kingdom, which may have an impact on each investor's personal tax position.
- Legal & General (Unit Trust Managers) Limited may be held liable solely on the basis of any statement contained in this document that is misleading, inaccurate or inconsistent with the relevant parts of the Prospectus for the Fund.
- Details of our Remuneration Policy including our Remuneration Committee and how remuneration and benefits are calculated can be accessed from www.lgim.com/remuneration. A paper copy is also available free of charge upon request.

Key Investor Information

This document provides you with the key investor information about this fund. It is not marketing material. The information is required by law to help you understand the nature and the risks of investing in this fund. You are advised to read it so you can make an informed decision about whether to invest.

LF Ardtur Continental European Fund (the "Fund"), Class P (Institutional) Accumulation, a fund within LF General Global Investment Funds (ISIN: GB00BYX3YX40)

The fund is managed by Link Fund Solutions Limited.

Objective and investment policy

Objective

To achieve growth in capital (an increase in the value of the fund), above that of the MSCI Daily TR Net Europe Ex UK USD (converted into GBP) over any five year period, after all costs and charges have been taken.

There is no guarantee that the objective will be met over any time period and you may get back less than you invest.

Investment Policy

To invest at least 60% in the shares of companies incorporated or domiciled in Continental Europe.

The fund may also invest up to 30% in the shares of companies not incorporated or domiciled in Continental Europe (including emerging markets, which are countries whose economies are progressing towards becoming advanced), and worldwide in bonds (loans to either a company or government or public body that usually pay interest) and money market instruments (which are short term loans that pay interest) and cash.

The fund may also invest up to 10% to gain commodity exposure (commodities are raw materials such as oil and precious metals, and agricultural products such as wheat and livestock) through transferable securities such as exchange traded commodities. Investments in open ended funds are limited to 10% of the fund's net asset value.

The Investment Manager utilises a number of risk analysis techniques, including but not limited to the historical price of a security, considering research in respect of a security and researching and assessing the economic status of the market in which the security is listed or traded.

The Investment Manager uses a flexible investment approach which aims to take account of and is responsive to anticipated changes in economic and market conditions allowing the fund to typically diversify its exposure across a range of individual investments and industry sectors.

Other features of the fund:

- The fund is actively managed. The Investment Manager uses its expertise to select investments for the fund and has the discretion to invest in the investments as described above with no need to adhere to a particular benchmark.
- The fund can invest in other funds (including those managed by the Manager, the Investment Manager and its associates).
- The fund can invest across different geographic regions, industry sectors and market capitalisations without limitation.
- Exposure to commodities will be through indirect investments only.
- Up to 30% of the fund may be invested in emerging markets, although typical exposure is expected to be less than 10%.
- You can buy and sell shares in the fund on each business day.
- Income from the fund will be added to the value of your investment.
- Derivatives (whose value is linked to that of another investment, e.g. company shares, currencies) may be used to manage the risk profile of the fund on a limited basis.
- In extraordinary market conditions which could result in significant loss, the fund has the ability to invest up to 100% in lower risk assets such as cash.
- Forward currency contracts may be used to hedge currency movements in the value of the investments held by the fund.
- Recommendation: This fund may not be appropriate for investors who plan to withdraw their money within 5 years.

Risk and reward profile



- This indicator shows how much a fund has risen and fallen in the past, and therefore how much a fund's returns have varied. It is a measure of a fund's volatility. The higher a fund's past volatility the higher the number on the scale and the greater the risk that investors in that fund may have made losses as well as gains.
- The fund has been classed as 6 because its volatility has been measured as above average to high.
- This indicator is based on historical data and may not be a reliable indication of the future risk profile of this fund.
- The risk and reward profile shown is not guaranteed to remain the same and may shift over time. The lowest number on the scale does not mean that a fund is risk free.
- Currency Risk: As the fund can be exposed to different currencies, changes in exchange rates may decrease the value of your investment.

- Counterparty Risk: The failure of a firm involved in a transaction with the fund or providing services to the fund may expose the fund to financial loss.
- Liquidity Risk: The fund may invest in assets where, in difficult market conditions, there is an increased risk that a position cannot be bought or sold in a timely manner or at a reasonable price and the Manager may suspend dealing in the fund.
- Emerging Markets Risk: The fund may invest in emerging markets, which are markets in countries that are developing. Emerging markets may have more political and economic risks than developed markets, resulting in price movements that may cause a loss to the fund.
- Concentrated fund: The fund may hold a small number of investments and/or invest in stocks with a particular industry, sector or geographical focus. The value of the fund may therefore be subject to large swings (both up and down).
- Smaller Companies Risk: Shares in smaller companies' are often traded less frequently than those of larger companies which means they may be more difficult to buy and sell. Their prices may also be subject to short term swings (both up and down) in their value.
- Alternative Investment Risk: The fund may invest in other investment vehicles to gain indirect exposure to alternative assets including commodities. Exposure to such investments can involve a higher degree of risk that may increase the risk of investment loss. The performance of such vehicles can be volatile and there is a risk that investors may experience a delay in receiving redemption proceeds.
- For full details of the fund's risks, please see the prospectus which may be obtained from the address in 'Practical Information' below.

Charges for this fund

The charges you pay are used to pay the costs of running the fund. These charges reduce the potential growth of your investment.

One-off charges taken before or after you invest	
Entry Charge	4.00%
This is the maximum that might be taken out of your money before it is invested.	
Exit Charge	None
Charges taken from the fund over the year	
Ongoing Charges	1.02%
Charges taken from the fund under certain specific conditions	
Performance Fee	20.00% of any outperformance of the Benchmark since the last Performance Fee over a 12 month period to 31 December. A Crystallisation Fee representing the pro-rata portion of the accrued Performance Fee may be deducted from redemption proceeds and payable to the Investment Manager upon redemption of shares.

The entry charge shown is a maximum figure. In some cases investors may pay less. You can find out the actual charges from your financial advisor or distributor.

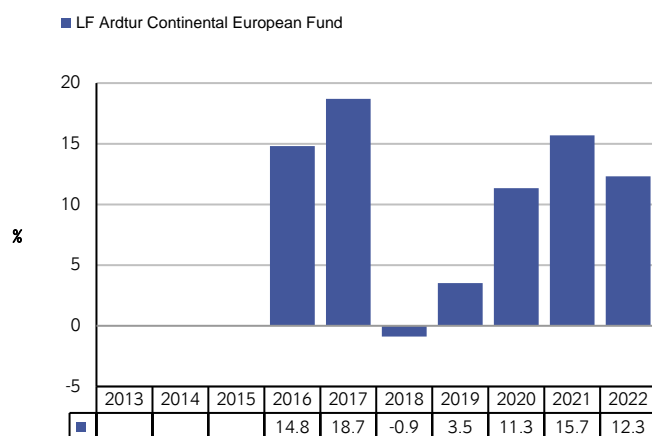
The ongoing charges figure is based on expenses as at 07 July 2023. This figure may vary from year to year. The ongoing charges are taken from the income of the fund. They exclude portfolio transaction costs, except in the case of an entry/exit charge paid by the fund when buying or selling units in another collective investment undertaking.

The performance fee paid in this share class for the last financial year was 5.00%.

You may also be charged a dilution levy (an amount to cover dealing costs incurred by the fund) on entry to or exit from the fund.

For more information about the dilution levy and other charges, please see the prospectus Sections 3.5 & 7, which may be obtained free of charge from the address in 'Practical Information' below.

Past performance



- Past performance is not a guide to future performance.
- The past performance in the chart shown opposite is net of tax and charges but excludes the entry charge that may be paid on the purchase of an investment. This share class was launched in November 2015.
- The fund was launched in May 2002. The fund was renamed in September 2023, and was previously known as the LF Brook Continental European Fund.
- Performance is calculated in Pounds Sterling.

Practical information

LF General Global Investment Funds	This key investor information document describes a fund within the LF General Global Investment Funds company. The prospectus and periodic reports are prepared for the entire company.
Documents	Copies of the latest Value Assessment report, Prospectus and the Annual and Semi-Annual reports for the LF General Global Investment Funds may be obtained from www.linkfundsolutions.co.uk or by writing to Link Fund Solutions Limited, PO Box 389, Darlington, DL1 9UF. These documents are available in English and are free of charge. Details of Link Fund Solutions' Remuneration Code are available on the website www.linkfundsolutions.co.uk . This sets out a description of how remuneration and benefits are calculated and the identities of persons responsible for awarding the remuneration and benefits. A paper copy is available free of charge on request.
Prices of shares and further information	The latest published prices of shares in the fund and other information, including how to buy and sell shares are available from www.linkfundsolutions.co.uk , by calling 0345 300 2106 during normal business hours or by writing to Link Fund Solutions Limited, PO Box 389, Darlington, DL1 9UF.
Right to switch	Subject to any restrictions on the eligibility of investors for a share class, a shareholder in one fund may be able to switch all or some of his shares in one fund for shares in another fund in the company. See the prospectus for full details.
Fund Segregation	LF General Global Investment Funds is an umbrella fund with segregated liability between funds. Holdings of this fund are therefore maintained separately under UK law from the holdings of other funds of LF General Global Investment Funds and your investment in this fund will not be affected by any claims against another fund of LF General Global Investment Funds.
Depository	The Bank of New York Mellon (International) Limited
Tax	UK tax legislation may have an impact on your personal tax position.
Liability	Link Fund Solutions Limited may be held liable solely on the basis of any statement contained in this document that is misleading, inaccurate or inconsistent with the relevant parts of the prospectus for LF General Global Investment Funds.

This fund is authorised in the United Kingdom and regulated by the Financial Conduct Authority. Link Fund Solutions Limited is authorised in the United Kingdom and regulated by the Financial Conduct Authority.

This key investor information is accurate as at 15/09/2023.

Key Investor Information

This document provides you with key investor information about this Fund. It is not marketing material. The information is required by law to help you understand the nature and the risks of investing in this Fund. You are advised to read it so you can make an informed decision about whether to invest.

M&G Global Listed Infrastructure Fund

a sub-fund of M&G Investment Funds (10)

Sterling Class I – Accumulation shares ISIN no. GB00BF00R928

Managed by M&G Securities Limited

Objective and investment policy

The fund aims to provide:

- a combination of capital growth and income to deliver a return, net of the Ongoing Charge Figure, that is higher than that of the MSCI ACWI Index over any five-year period; and
- an income distribution that increases every year in sterling terms.

Core investment: At least 80% of the fund is invested in the shares of infrastructure companies, investment trusts and real estate investment trusts of any size, from anywhere in the world, including emerging markets. The fund usually holds shares in fewer than 50 companies. The minimum 80% allocation may include ordinary shares, preference shares and convertibles.

Infrastructure companies include businesses in the following sectors: utilities, energy, transport, health, education, security, communications and transactions. Companies that derive more than 30% of their revenue from coal- fired and nuclear power are excluded from the investment universe, as are industries such as tobacco, alcohol, adult entertainment, gambling and controversial weapons. United Nations Global Compact principles on human rights, labour, environment and anti-corruption are also considered in the analysis of companies.

Other investments: The fund may invest in other funds and cash or assets that can be turned quickly into cash.

Derivatives usage: To reduce risk and costs.

Strategy in brief: The fund's stock selection is driven by in-depth analysis of individual infrastructure companies. The investment manager seeks to invest in businesses with excellent capital discipline and the potential for long-term dividend growth. Stocks with different drivers of dividend growth are selected to construct a portfolio that has the potential to cope in a variety of market conditions. The fund is expected to exhibit lower fluctuations in returns and offer a higher dividend yield than the MSCI ACWI Index, which is consistent with the characteristics of infrastructure securities. Sustainability considerations encompassing Environmental, Social and Governance (ESG) issues are fully integrated into the investment process.

Benchmark: MSCI ACWI Index

The benchmark is a target which the fund seeks to outperform. The index has been chosen as the fund's benchmark as it best reflects the scope of the fund's investment policy. The benchmark is used solely to measure the fund's performance and does not constrain the fund's portfolio construction.

The fund is actively managed. The fund manager has complete freedom in choosing which investments to buy, hold and sell in the fund. The fund's holdings may deviate significantly from the benchmark's constituents.

For unhedged and hedged share classes, the benchmark is shown in the share class currency.

The following information can be found on the M&G website:

- a [glossary](#) providing an explanation of some terms used in this document
- the Prospectus including the fund's objective and investment policy.

Other information


You can buy and sell shares in the fund on any business day. Instructions received before 12 noon will be dealt at that day's price.

Any income from the fund will be rolled up into the value of your investment.

In addition to the charges set out in the charges section, the fund will incur portfolio transaction costs which are paid from the assets of the fund. These may have a material impact on your returns.

Recommendation: This fund may not be appropriate for investors who plan to withdraw their money within 5 years.

Risk and reward profile



■ The above risk and reward indicator is based on historical data and may not be a reliable indication of the future risk profile of this share class. This Share Class is categorised in risk class 6 because its Net Asset Value has shown high rises and falls in value historically.

■ The risk number shown is not guaranteed and may change over time.

■ The lowest risk number does not mean risk free.

The main risks that could affect performance are set out below:

■ The value and income from the fund's assets will go down as well as up. This will cause the value of your investment to fall as well as rise. There is no guarantee that the fund will achieve its objective and you may get back less than you originally invested.

■ The fund holds a small number of investments, and therefore a fall in the value of a single investment may have a greater impact than if it held a larger number of investments.

■ The fund can be exposed to different currencies. Movements in currency exchange rates may adversely affect the value of your investment.

■ Investing in emerging markets involves a greater risk of loss due to greater political, tax, economic, foreign exchange, liquidity and regulatory risks, among other factors. There may be difficulties in buying, selling, safekeeping or valuing investments in such countries.

■ Convertibles are subject to the risks associated with both bonds and company shares, and to risks specific to the asset class. Their value may change significantly depending on economic and interest rate conditions, the creditworthiness of the issuer and the performance of the underlying company shares. In addition, issuers of convertibles may fail to meet payment obligations and their credit ratings may be downgraded. Convertibles may also be harder to sell than the underlying company shares.

■ In exceptional circumstances where assets cannot be fairly valued, or have to be sold at a large discount to raise cash, we may temporarily suspend the fund in the best interest of all investors.

■ The fund could lose money if a counterparty with which it does business becomes unwilling or unable to repay money owed to the fund.

■ Operational risks arising from errors in transactions, valuation, accounting, and financial reporting, among other things, may also affect the value of your investments.

Further details of the risks that apply to the fund can be found in the fund's Prospectus at www.mandg.co.uk/literature

Charges

The charges shown in the table are used to pay the costs of running the fund, including the costs of marketing and distributing it. These charges reduce the potential growth of your investment.

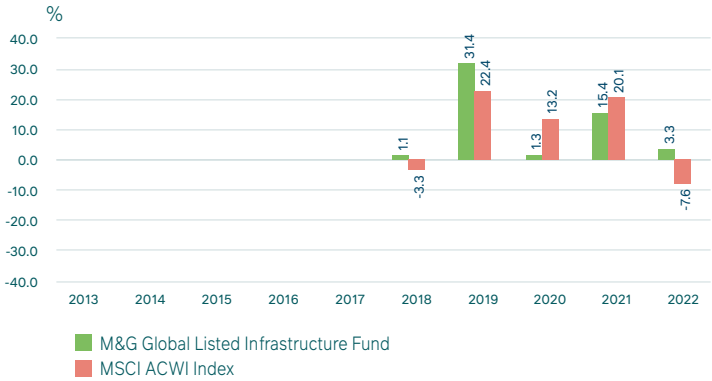
One-off charges taken before or after you invest	
Entry charge	0.00%
Exit charge	0.00%
This is the maximum that might be taken out of your money before it is invested or before the proceeds of your investment are paid out.	
Charges taken from the fund over a year	
Ongoing charge	0.90%
Charges taken from the fund under certain specific conditions	
Performance fee	None

The entry and exit charges shown are the maximum figures and, in some cases, you may pay less. You can find out the exact charges which apply to your investment by contacting your financial adviser or distributor or, if you have invested directly with us, you can contact us using the details given in the practical information section.

The ongoing charge is based on expenses for the period/year ending 30 September 2022. This figure may change from year to year. It excludes portfolio transaction costs. This figure includes extraordinary expenses and underlying charges for closed-ended-funds, such as investment trusts and Real Estate investment trusts.

For more information on charges, please see the relevant sections of the Prospectus at www.mandg.co.uk/literature

Past performance



- Past performance is not a guide to future performance.
- Performance calculation includes UK taxes. It does not take into account the entry and exit charges but does take into account the ongoing charge and the Performance fee, as shown in the charges section.
- The fund launched on 05 October 2017 and the Sterling Class I Accumulation share class launched on 05 October 2017.
- Performance is calculated using Sterling Class I Accumulation shares.
- Benchmark performance has been calculated in GBP.

Practical information

The depositary is NatWest Trustee and Depositary Services Limited.
For more information about this fund, please visit www.mandg.co.uk/literature where you will find a copy of the Prospectus, Instrument of Incorporation and the latest annual or interim Investment Report and Financial Statements. These documents are in English and are available free of charge. Our website also provides other information such as share prices.
UK tax laws apply to the fund, and this may affect your personal tax position. Please speak to an adviser for more information.
M&G Securities Limited may be held liable solely on the basis of any statement contained in this document that is misleading, inaccurate or inconsistent with the relevant parts of the Prospectus for the fund.
The fund is a sub-fund of M&G Investment Funds (10), an umbrella Open Ended Investment Company (OEIC). The Prospectus, and annual or interim Investment Report and Financial Statements contain information about all of the sub-funds in M&G Investment Funds (10).
The assets of each sub-fund within the umbrella OEIC are segregated by law. This means that the assets belong exclusively to that sub-fund and shall not be used or made available to pay the debts of any other sub-fund or the umbrella OEIC.
You may switch between other sub-funds of M&G Investment Funds (10). An entry charge may apply. Details on switching are provided in the Important Information for Investors document and the fund's Prospectus, or by calling M&G Customer Relations on 0800 390 390.
Other share classes may exist for the fund as set out in the relevant Prospectus.
For up-to-date details of the staff remuneration policy that applies to M&G Securities Limited, including a description of how remuneration and benefits are calculated, the make-up of the remuneration committee, and the identities of persons responsible for awarding the remuneration and benefits, please visit www.mandg.co.uk/remuneration . We will provide a paper copy of this information, free of charge, if you require one.

Key Investor Information



This document provides you with key investor information about this Fund. It is not marketing material. The information is required by law to help you understand the nature and the risks of investing in this Fund. You are advised to read it so you can make an informed decision about whether to invest.

M&G Japan Fund

a sub-fund of M&G Investment Funds (1)
Sterling Class I – Accumulation shares ISIN no. GB00B74CQP79
Managed by M&G Securities Limited

Objective and investment policy

The fund aims to provide a combination of capital growth and income, net of the Ongoing Charge Figure, that is higher than the MSCI Japan Index over any five-year period.

Core investment: At least 80% of the fund is invested directly in the shares of companies, across any sector and of any size, that are based, or do most of their business, in Japan. The fund is concentrated and usually holds shares in fewer than 50 companies.

Other investments: The fund may invest in other funds (including funds managed by M&G) and cash or assets that can be turned into cash quickly.

Derivatives usage: To reduce risk and costs.

Strategy in brief: The fund manager's focus is on stocks where it is believed that the share price is not fully valuing the company's sustainable earnings. The fund manager applies disciplined and rigorous fundamental analysis during the selection process to ensure a high level of conviction around the valuation for each of the companies held in the fund.

Benchmark: MSCI Japan Index

The benchmark is a target which the fund seeks to outperform. The index has been chosen as the fund's benchmark as it best reflects the scope of the fund's investment policy. The benchmark is used solely to measure the fund's performance and does not constrain the fund's portfolio construction. The fund is actively managed. The fund manager has complete freedom in choosing which investments to buy, hold and sell in the fund. The fund's holdings may deviate significantly from the benchmark's constituents. For unhedged and hedged share classes, the benchmark is shown in the share class currency.

The following information can be found on the M&G website:

- a [glossary](#) providing an explanation of some terms used in this document
- the Prospectus including the fund's objective and investment policy.

Other information

You can buy and sell shares in the fund on any business day. Instructions received before 12 noon will be dealt at that day's price.

Any income from the fund will be rolled up into the value of your investment.

In addition to the charges set out in the charges section, the fund will incur portfolio transaction costs which are paid from the assets of the fund. These can be higher when investing outside Europe.

Recommendation: This fund may not be appropriate for investors who plan to withdraw their money within 5 years.

Risk and reward profile



■ The above risk and reward indicator is based on historical data and may not be a reliable indication of the future risk profile of this share class. This Share Class is categorised in risk class 6 because its Net Asset Value has shown high rises and falls in value historically.

- The risk number shown is not guaranteed and may change over time.
- The lowest risk number does not mean risk free.

The main risks that could affect performance are set out below:

- The value and income from the fund's assets will go down as well as up. This will cause the value of your investment to fall as well as rise. There is no guarantee that the fund will achieve its objective and you may get back less than you originally invested.
- The fund holds a small number of investments, and therefore a fall in the value of a single investment may have a greater impact than if it held a larger number of investments.
- The fund can be exposed to different currencies. Movements in currency exchange rates may adversely affect the value of your investment.
- In exceptional circumstances where assets cannot be fairly valued, or have to be sold at a large discount to raise cash, we may temporarily suspend the fund in the best interest of all investors.
- The fund could lose money if a counterparty with which it does business becomes unwilling or unable to repay money owed to the fund.
- Operational risks arising from errors in transactions, valuation, accounting, and financial reporting, among other things, may also affect the value of your investments.

Further details of the risks that apply to the fund can be found in the fund's Prospectus at www.mandg.co.uk/literature

Charges

The charges shown in the table are used to pay the costs of running the fund, including the costs of marketing and distributing it. These charges reduce the potential growth of your investment.

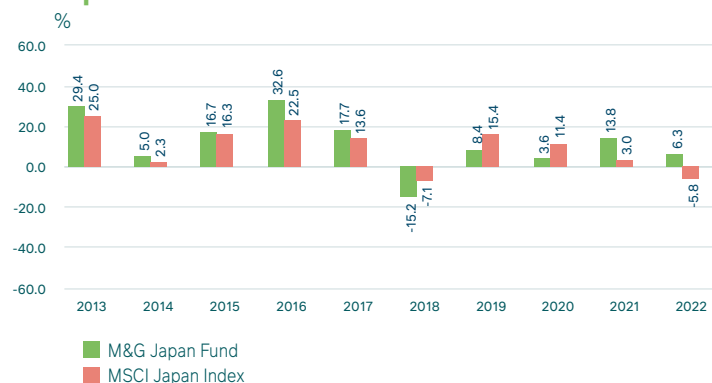
One-off charges taken before or after you invest	
Entry charge	0.00%
Exit charge	0.00%
This is the maximum that might be taken out of your money before it is invested or before the proceeds of your investment are paid out.	
Charges taken from the fund over a year	
Ongoing charge	0.55%
Charges taken from the fund under certain specific conditions	
Performance fee	None

The entry and exit charges shown are the maximum figures and, in some cases, you may pay less. You can find out the exact charges which apply to your investment by contacting your financial adviser or distributor or, if you have invested directly with us, you can contact us using the details given in the practical information section.

The ongoing charges figure shown here is an estimate of the charges because the annual management charge for this share class was reduced on 27 April 2022. The fund's annual report for each financial year will include details on the exact charges made. This figure may change from year to year. It excludes portfolio transaction costs.

For more information on charges, please see the relevant sections of the Prospectus at www.mandg.co.uk/literature

Past performance



- Past performance is not a guide to future performance.
- Performance calculation includes UK taxes. It does not take into account the entry and exit charges but does take into account the ongoing charge and the Performance fee, as shown in the charges section.
- The fund launched on 06 April 1971 and the Sterling Class I Accumulation share class launched on 03 August 2012.
- Performance is calculated using Sterling Class I Accumulation shares.
- Benchmark performance has been calculated in GBP.

Practical information

The depositary is NatWest Trustee and Depositary Services Limited.

For more information about this fund, please visit www.mandg.co.uk/literature where you will find a copy of the Prospectus, Instrument of Incorporation and the latest annual or interim Investment Report and Financial Statements. These documents are in English and are available free of charge. Our website also provides other information such as share prices.

UK tax laws apply to the fund, and this may affect your personal tax position. Please speak to an adviser for more information.

M&G Securities Limited may be held liable solely on the basis of any statement contained in this document that is misleading, inaccurate or inconsistent with the relevant parts of the Prospectus for the fund.

The fund is a sub-fund of M&G Investment Funds (1), an umbrella Open Ended Investment Company (OEIC). The Prospectus, and annual or interim Investment Report and Financial Statements contain information about all of the sub-funds in M&G Investment Funds (1).

The assets of each sub-fund within the umbrella OEIC are segregated by law. This means that the assets belong exclusively to that sub-fund and shall not be used or made available to pay the debts of any other sub-fund or the umbrella OEIC.

You may switch between other sub-funds of M&G Investment Funds (1). An entry charge may apply. Details on switching are provided in the Important Information for Investors document and the fund's Prospectus, or by calling M&G Customer Relations on 0800 390 390.

Other share classes may exist for the fund as set out in the relevant Prospectus.

For up-to-date details of the staff remuneration policy that applies to M&G Securities Limited, including a description of how remuneration and benefits are calculated, the make-up of the remuneration committee, and the identities of persons responsible for awarding the remuneration and benefits, please visit www.mandg.co.uk/remuneration. We will provide a paper copy of this information, free of charge, if you require one.

This Fund is authorised in the UK and regulated by the Financial Conduct Authority. M&G Securities Limited is authorised in the UK and regulated by the Financial Conduct Authority.

This key investor information is accurate as at 16 February 2023.

Global Technology Fund

Class I GBP Distribution Shares
A Sub-Fund of Polar Capital Funds plc
ISIN: IE00B42W4J83

Bridge Fund Management Limited acts as UCITS management company of the Fund (the “Manager”)

Objectives and Investment Policy

Objectives

The objective of the Fund is to achieve long term capital appreciation by way of investing in a globally diversified portfolio of technology companies.

Investment Policy

At least two-thirds of the Fund’s assets are invested in technology-related companies. These may include computer software and equipment, internet software and systems, electronic technology and other technology-related companies.

The Fund may have significant exposure to companies in the USA and Canada.

The Fund may invest in financial derivatives (complex instruments based upon the value of underlying assets) for hedging, to reduce risk, to manage the Fund more efficiently, or to gain exposure to securities in a more efficient way.

The Fund may invest in emerging markets (developing countries).

The Fund is actively managed and uses the Dow Jones Global Technology Index (GBP) benchmark for performance comparison purposes and to calculate the performance fee.

Any income which the Fund generates may be paid out in the form of an annual dividend at the sole discretion of the Directors.

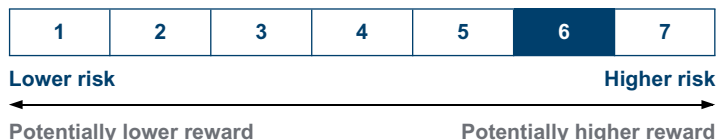
You may sell your shares on days which banks are normally open for business in Dublin and London.

Recommendation: this Fund may not be appropriate for investors who plan to withdraw their money within five years.

Sustainable Finance Disclosure Regulation

This Fund promotes environmental and/or social characteristics and is classified as an Article 8 fund under the EU’s Sustainable Finance Disclosure Regulation (“SFDR”). For more information please see the Fund’s prospectus or by visiting www.polarcapital.co.uk.

Risk and Reward Profile



Why is this fund in this category?

The Fund has a high risk rating because it invests in equities, the value of which can move up and down over time to a greater extent than some other investments.

In addition to the risk captured by the indicator, the overall Fund value may be considerably affected by:

Strategy Risk - investments in technology companies may be subject to greater price fluctuations than investments in other sectors. Rapid changes in technology and/or government regulation of use in certain countries may affect the value of the Fund’s investments. The Fund may be less diversified than other investment funds.

Investment Risk - the Fund invests in equities globally, share prices can rise or fall due to a number of factors affecting global stock markets.

Derivative Risk - certain derivatives may result in gains or losses that are greater than the original amount invested. Derivatives also involve counterparty risk, which is the risk that a counterparty to the derivative contract cannot meet its contractual obligations.

Currency Risk - the Fund invests in assets denominated in currencies other than the Fund’s base currency. Changes in exchange rates may have a negative impact on the Fund’s investments. If the share class currency is different from the currency of the country in which you reside, exchange rate fluctuations may affect your returns when converted into your local currency.

Emerging Markets Risk - emerging market countries face more political, economic or structural challenges than developed countries. Investments in such countries may offer higher potential for gains or losses, and markets may be less liquid.

What do these numbers mean?

The risk indicator was calculated using historical data and may not be a reliable indication of the future risk profile of the Fund. The risk category shown is not guaranteed and may change over time. A category 1 fund is not a risk-free investment - the risk of losing your money is small, but the chance of making gains is also limited. With a category 7 fund, the risk of losing your money is high but there is also a chance of making high gains. The numerical scale is complex, for example, 2 is not twice as risky as 1.

More about this rating:

For a more detailed explanation of risks, please refer to the “**Risk Factors**” section of the Prospectus.

Charges

One-off charges taken before or after you invest

Entry charge	5.00%
Exit charge	None

This is the maximum that might be taken out of your money before it is invested or before the proceeds of your investment are paid out.

Charges taken from the fund over a year

Ongoing charges	1.12%
-----------------	-------

Charges taken from the fund under certain specific conditions

Performance fee	10.00% a year of any returns the Fund achieves above the benchmark for these fees, the Dow Jones Global Technology Index (GBP). No performance fee was charged during 2022.
-----------------	---

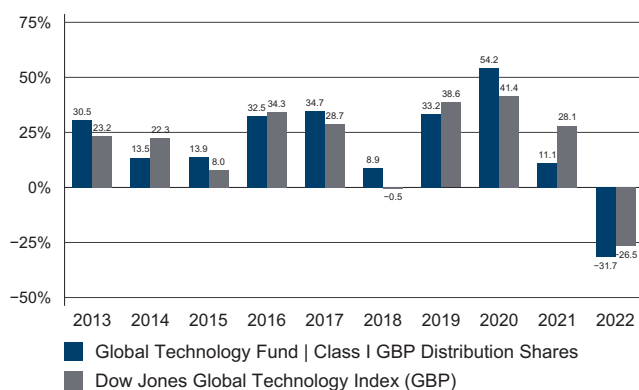
The charges you pay are used to pay the costs of running the Fund, including the costs of marketing and distributing it. These charges reduce the potential growth of your investment.

The **entry** and **exit** charges shown are maximum figures. In some cases you might pay less. You can find this out from your financial adviser or distributor.

The **Ongoing Charge** figure is based on expenses for the 12 month period ending 30 December 2022. The Fund's annual report for each financial year will include detail on the exact charges made.

You can find out more details about the charges by looking at the "**Fees and Expenses**" section of the Fund's prospectus, which is available at www.polarcapital.co.uk.

Past Performance



Past performance is not a reliable indicator of future performance.

The past performance shown does not take into account any entry, exit or switching charges but does take into account the ongoing charge, as shown in the "**Charges**" section.

The performance of this class is calculated in GBP.

The Fund launched on 19/10/2001. This share class launched on 04/09/2009.

Practical Information

Management Company: Bridge Fund Management Limited

Fund Depositary: Northern Trust Fiduciary Services (Ireland) Limited

About the Fund: The net asset value of the fund is calculated in US Dollars. The unit prices are published in British Pounds, on each business day. The prices will be made public at the office of the Administrator, notified to the Irish Stock Exchange without delay and published by the Investment Manager, Polar Capital LLP, on each valuation day on the Investment Manager's website (www.polarcapital.co.uk).

This Fund is subject to tax laws and regulations of Ireland. Depending on your home country of residence, this might have an impact on your investment. For further details, please speak to your financial adviser.

You are entitled to switch from one fund to another. Please refer to the "**Switching**" section of the Prospectus for further information.

Find out more: Global Technology Fund is a sub-fund of Polar Capital Funds plc. The assets and liabilities of each sub-fund are segregated which means the assets of a sub-fund cannot be used to meet the liabilities of another sub-fund. This Key Investor Information Document (KIID) is specific to this share class. The

prospectus, annual and semi-annual reports are prepared for the entire Fund.

Copies of the Prospectus and of the annual and semi-annual reports of the Fund may be obtained in English from the Investment Manager, free of charge, at Polar Capital LLP, 16 Palace Street, London SW1E 5JD or on the Polar Capital plc website (www.polarcapital.co.uk).

Application to buy/sell units can be made on any Dealing Day, before 15.00 (Irish time) on that relevant day.

Details of the up-to-date remuneration policy of the Manager are published online at:

<https://bridgefundmanagement.mjudson.com/disclosures/>. This includes the description of how remuneration and benefits are awarded for employees, and information on the remuneration committee. The Manager provides a paper copy free of charge upon request.

Liability statement: Polar Capital Funds plc may be held liable solely on the basis of any statement contained in this document that is misleading, inaccurate or inconsistent with the relevant parts of the Prospectus.

This Fund is authorised in Ireland and is regulated by the Central Bank of Ireland. This Key Investor Information is accurate as at: 20/02/2023

This document provides you with key investor information about this fund. It is not marketing material. The information is required by law to help you understand the nature and the risks of investing in this fund. You are advised to read it so you can make an informed decision about whether to invest.

Royal London Sterling Extra Yield Bond Fund (Income - Class A Shares)

A sub-fund of Royal London Asset Management Funds plc ISIN: IE0032571485
FundRock Management Company S.A. as its Management Company

Objectives and investment policy

Objective The investment objective of the Fund is to achieve a high level of income. The Fund seeks to achieve a gross redemption yield (GRY) of 1.25 times the gross redemption yield of the FTSE Actuaries British Government 15 Year index.

Policy The Fund invests in a range of bonds including investment grade bonds (those of higher credit quality) and unrated bonds. The Fund also invests in sub-investment grade bonds (lower credit quality) which pay a higher rate of interest. At least 75% of the Fund's investments will be in sterling denominated securities. The Fund may use financial derivatives, but for efficient portfolio management purposes only.

The Benchmark is being used by the Fund for performance comparison purposes only. The Fund will be actively managed and its portfolio will not be constrained by reference to any index. As the benchmark is quoted as a yield figure, past performance information is not available.

More information on the sustainability factors for this fund can be found in the prospectus on our website at www.rlam.co.uk

Recommendation The Fund may not be appropriate for investors who plan to withdraw their money within 5 years.

Concepts to understand

Bonds Securities that represent an obligation to repay a debt, with interest. Investment grade bonds are high quality bonds that are viewed as being highly likely to make all scheduled payments of interest and principal. Low quality bonds carry higher risk but also typically pay higher rates of interest.

Derivative A financial instrument whose price is dependent upon or derived from one or more underlying asset.

Efficient Portfolio Management An investment technique that allows the use of derivatives for at least one of the following purposes: to increase the value of the Fund; to protect the value of the Fund or to reduce the risks of certain investments.

You can buy and sell your shares on each working day in London, except public holidays, at 5.00pm (Irish time) if you tell us before 5.00pm (Irish time) that you want to do so. Instructions received after 5.00pm (Irish time) will be processed at 5.00pm (Irish time) on the following working day.

The Fund issues both income shares (shares in which any income is paid out to you) and accumulation shares (shares in which any income is reinvested in the Fund).

Other share classes may be available as described in the Prospectus. If this is an income share class, any income will be paid out to you. If this is an accumulation share class, any income will be reinvested in the Fund.

Risk and reward profile



Lower risk Higher risk

← →

Typically lower rewards Typically higher rewards

The fund is shown in risk category 4 because its share price has shown a medium level of volatility historically. The indicator has been calculated using historical data and may not be a reliable indication of the future risk profile of the Fund. As an investment, bonds are typically more volatile than money market instruments but less volatile than shares. Bonds issued by corporations are typically more volatile than bonds issued by governments.

The risk and reward indicator is not a measure of the expected rise or fall in capital but shows how sharply the Fund's share price has gone up and down historically.

A fund whose share price has experienced sharp or large increases or decreases will sit in a higher risk category, whereas a fund whose share price has experienced small or gradual increases or decreases will sit in a lower risk category.

The indicator is calculated using a standard methodology that is used by all companies offering such funds in Europe.

The risk/reward indicator is an estimate and not a guarantee. Going forward, the Fund's actual volatility could be higher or lower, and its rated risk/reward profile could change. The lowest risk category does not mean the investment is risk free.

The risk indicator does not adequately capture the following risks, which are materially relevant to the Fund:

Investment Risk The value of investments and any income from them may go down as well as up and is not guaranteed. Investors may not get back the amount invested.

Credit Risk Should the issuer of a fixed income security become unable to make income or capital payments, or their rating is downgraded, the value of that investment will fall. Fixed income securities that have a lower credit rating can pay a higher level of income and have an increased risk of default.

EPM Techniques The Fund may engage in EPM techniques including holdings of derivative instruments. Whilst intended to reduce risk, the use of these instruments may expose the Fund to increased price volatility.

Exchange Rate Risk Investing in assets denominated in a currency other than the base currency of the Fund means the value of the investment can be affected by changes in exchange rates.

Interest Rate Risk Fixed interest securities are particularly affected by trends in interest rates and inflation. If interest rates go up, the value of capital may fall, and vice versa. Inflation will also decrease the real value of capital.

Liquidity Risk In difficult market conditions the value of certain fund investments may be difficult to value and harder to sell, or sell at a fair price, resulting in unpredictable falls in the value of your holding.

Counterparty Risk The insolvency of any institutions providing services such as safekeeping of assets or acting as counterparty to derivatives or other instruments, may expose the Fund to financial loss.

Derivative Risk Derivatives are highly sensitive to changes in the value of the underlying asset which can increase both Fund losses and gains. The impact to the Fund can be greater where they are used in an extensive or complex manner, where the Fund could lose significantly more than the amount invested in derivatives.

Charges

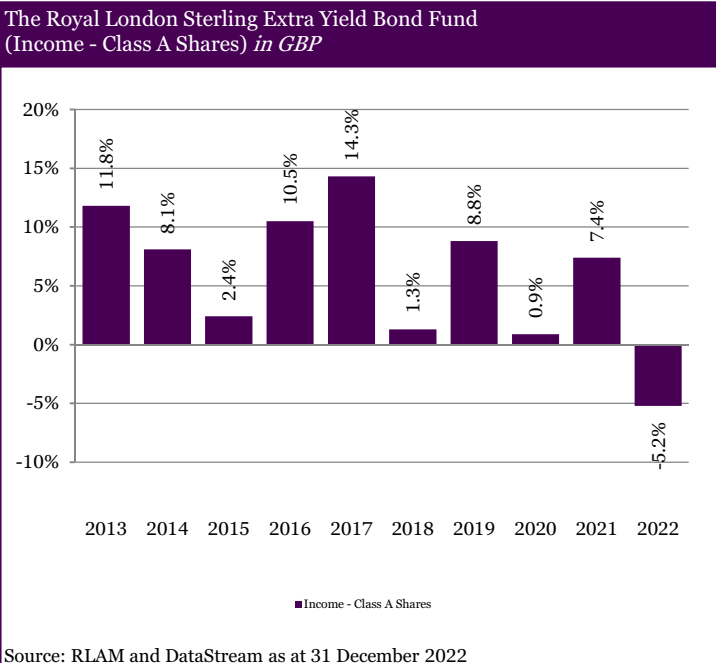
The charges you pay are used to pay the costs of running the Fund, including the costs of marketing and distributing the Fund. These charges reduce the potential growth of the investment.

One-off charges taken before or after you invest:	
Entry charge	None
Exit charge	None
Charges taken from the fund over a year:	
Ongoing charge	0.84%
Charges taken from the fund under specific conditions:	
Performance fee	None

The entry and exit charge is the maximum that might be taken out of your money before it is invested or before the proceeds of your investment are paid out. Ongoing charge is based on the Fund Management Fee (FMF), which is the periodic fee paid to the ACD to cover the expenses of the Fund. This figure does not include portfolio transaction costs.

Past performance

The graph shows fund performance over the past 10 years where available. The figure for a given year shows how much the Fund increased or decreased in value during that year. These results reflect ongoing charges taken from the Fund, but do not reflect any entry charges you might have to pay. The Fund was launched on 11 April 2003 and the share class on 11 April 2003.



Past performance is not a guide to future performance and may not be repeated. The chart shows performance in British Pounds after the ongoing charges and the portfolio transaction costs have been paid. Entry and exit charges are excluded from calculations of past performance. All performance shown assumes reinvestment of dividends.

Practical information

Depository: State Street Custodial Services (Ireland) Ltd.

Additional Information: This Key Investor Information Document (KIID) may not contain all the information you need. For additional information on this fund (including the Supplementary Information Document), on other share classes of this fund and on other funds, or to obtain a free copy of the Fund’s Prospectus or the annual and semi-annual shareholder reports, call the information line or write to the registered office, details of which are below. Alternatively, visit www.rlam.co.uk. The Prospectus and shareholder reports are in English.

This document describes one share class of the Fund. The Prospectus and annual and semi-annual shareholder reports are prepared for the entire fund across all share classes.

For fund performance and most recent share price, visit www.rlam.co.uk.

The Fund is a sub-fund of Royal London Asset Management Funds plc, which is an umbrella fund with segregated liability between sub-funds. As a consequence, the holdings of one sub-fund are kept separate from the holdings of other sub-funds and your investment in the Fund cannot be used to pay the liabilities of any other sub-fund. Investors may exchange their shares in the Fund for shares in other sub-funds of Royal London Asset Management Funds plc.

Should you wish to switch share classes or funds, please see the “Switching” section of the Prospectus for details.

Tax: Investors should note that the tax legislation that applies to the Fund may have an impact on the personal tax position of their investment in the Fund. Contact your adviser to discuss tax treatment, suitability of this investment, and other questions.

Notices: FundRock Management Company S.A. may be held liable solely on the basis of any statement contained in this document that is misleading, inaccurate or inconsistent with the relevant parts of the Prospectus.

This Fund and Royal London Asset Management Funds plc are authorised in Ireland and regulated by the Central Bank of Ireland.

The Management Company is authorised in Luxembourg and supervised by the Commission de Surveillance du Secteur Financier (CSSF).

A paper copy of the detailed and up-to-date remuneration policy of the Management Company, including a description of how remuneration and benefits are calculated, the identity of persons responsible for awarding the remuneration and benefits, is available free of charge at its registered office and on the website <https://www.fundrock.com/policies-and-compliance/remuneration-policy/>, under section “Fund documentation”.

Address: FundRock Management Company S.A., H2O Building, 33, rue de Gasperich, L-5826, Hesperange, Luxembourg

Telephone: +353 1853 8797

Website: www.rlam.co.uk
A member of the Investment Association

Publication Date: This Key Investor Information is accurate as at 15 August 2023

This document provides you with key investor information about this fund. It is not marketing material. The information is required by law to help you understand the nature and the risks of investing in this fund. You are advised to read it so you can make an informed decision about whether to invest.

Schroder High Yield Opportunities Fund

an Authorised Unit Trust of Schroder Unit Trusts Limited

Class Z Accumulation GBP (GB00B83RDY83)

This fund is managed by Schroder Unit Trusts Limited, which is a member of the Schroders Group.

Objectives and investment policy

Objectives

The fund aims to provide income and capital growth of between 4.5% and 6.5% per annum (after fees have been deducted) over a 3 to 5 year period by investing in bonds worldwide. This cannot be guaranteed and your capital is at risk.

Investment policy

The fund is actively managed and invests at least 80% of its assets in bonds (denominated in or hedged back into Sterling) issued by governments, government agencies, supra-nationals and companies worldwide.

The fund invests at least 50% of its assets in Pan-European bonds.

The fund invests at least 80% of its assets in below investment grade securities (as measured by Standard & Poor's or any other equivalent credit rating agencies) or in unrated securities

The fund may also invest directly or indirectly in other securities (including in other asset classes), countries, regions, industries or currencies, collective

investment schemes (including Schroder funds), warrants and money market instruments, and hold cash.

The fund may use derivatives with the aim of achieving investment gains, reducing risk or managing the fund more efficiently . The fund may use leverage and take short positions.

Benchmark

The fund's performance should be assessed against the income and capital growth target of between 4.5% and 6.5% per year, and compared against the Investment Association High Yield Investment sector average return.


Dealing frequency

You may redeem your investment upon demand. This fund deals daily.

Distribution policy

This unit class accumulates income received from the fund's investments, meaning it is kept in the fund and its value is reflected in the price of the unit class.

Risk and reward profile



The risk and reward indicator

The risk category is based upon the fund's risk target and there is no guarantee that the fund will achieve it.

The fund's risk category is not guaranteed to remain fixed and may change over time.

A fund in the lowest category does not mean a risk-free investment.

The fund is in this category because it can take higher risks in search of higher rewards and its price may rise and fall accordingly.

Risk factors

Credit risk: A decline in the financial health of an issuer could cause the value of its bonds to fall or become worthless.

Currency risk: The fund may lose value as a result of movements in foreign exchange rates, otherwise known as currency rates.

Derivatives risk: Derivatives, which are financial instruments deriving their value from an underlying asset, may be used to manage the portfolio efficiently. The fund may also materially invest in derivatives including using short selling and leverage techniques with the aim of making a return. A derivative may not perform as expected, may create losses greater than the

cost of the derivative and may result in losses to the fund.

Event risk: The fund will take significant positions on companies involved in mergers, acquisitions, reorganisations and other corporate events. These may not turn out as expected and may result in losses to the fund.

High yield bond risk: High yield bonds (normally lower rated or unrated) generally carry greater market, credit and liquidity risk meaning greater uncertainty of returns.

Interest rate risk: The fund may lose value as a direct result of interest rate changes.

Liquidity risk: In difficult market conditions, the fund may not be able to sell a security for full value or at all. This could affect performance and could cause the fund to defer or suspend redemptions of its shares, meaning investors may not be able to have immediate access to their holdings.

Operational risk: Operational processes, including those related to the safekeeping of assets, may fail. This may result in losses to the fund.

Performance risk: Investment objectives express an intended result but there is no guarantee that such a result will be achieved. Depending on market conditions and the macro economic environment, investment objectives may become more difficult to achieve.

IBOR risk: The transition of the financial markets away from the use of interbank offered rates (IBORs) to alternative reference interest rates may impact the valuation of certain holdings and disrupt liquidity in certain instruments. This may impact the investment performance of the fund.

Charges

One-off charges taken before or after you invest	
Entry charge	None
Exit charge	None
This is the maximum that might be taken out of your money before it is invested or before the proceeds of your investment are paid out.	
Charges taken from the fund over a year	
Ongoing charges	0.72%
Charges taken from the fund under certain specific conditions	
Performance fee	
None	

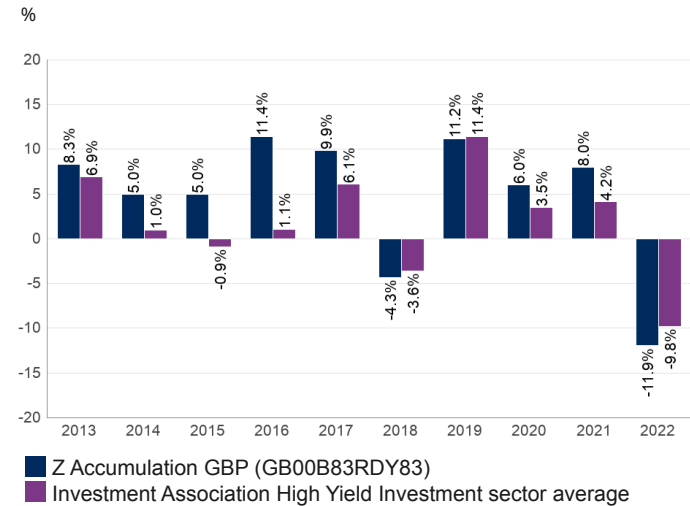
The charges you pay are used to pay the costs of running the fund, including the costs of marketing and distributing it. These charges reduce the potential growth of your investment.

The entry and exit charges shown are maximum figures and in some cases you might pay less. You can find out the actual entry and exit charges from your financial advisor.

The ongoing charges figure is based on the last year's expenses for the year ending December 2022 and may vary from year to year. The ongoing charge figure excludes portfolio transaction costs. The charges are mostly, if not exclusively, the Schroders Annual Charge (as may be discounted for retail unit classes depending on the size of the fund) but certain additional expenses may be charged as set out in the prospectus. The Schroders Annual Charge (without any discount) for this unit class of the fund is 0.72%. The fund's annual report for each financial year will include details on the exact charges made including any discounts.

Please see the prospectus for more details about the charges.

Past performance



Past performance is not a guide to future performance and may not be repeated. The value of investments may go down as well as up and you may not get back the amount you originally invested.

The chart shows performance in British pound after the ongoing charges and the portfolio transaction costs have been paid.

The fund was launched on 14/02/2000.

The shareclass was launched on 28/05/2012.

Performance figures are only available since the launch of the respective share class.

Practical information

Trustee: J. P. Morgan Europe Ltd.

Further information: You can get further information about this fund, including the prospectus, latest annual report, any subsequent half-yearly reports and the latest price of units from www.schroders.com/ukinvestor and from Schroders, PO Box 1402, Sunderland, SR43 4AF, England, telephone 0800 182 2399. They are in English, free of charge.

Tax legislation: The fund is subject to UK tax legislation which may have an impact on your personal tax position.

Liability: Schroder Unit Trusts Ltd may be held liable solely on the basis of any statement contained in this document that is misleading, inaccurate or inconsistent with the relevant parts of the fund's prospectus.

Switches: Subject to conditions, you may apply to switch your investment into another unit class within this fund or in another Schroder fund. Please see the prospectus for more details.

Remuneration policy: A summary of Schroders' remuneration policy and related disclosures is at www.schroders.com/remuneration-disclosures. A paper copy is available free of charge upon request. The policy includes a description of how remuneration and benefits are calculated & the identities of persons responsible for awarding the remuneration and benefits.

Glossary: You can find an explanation of some of the terms used in this document at www.schroders.com/ukinvestor/glossary.

Benchmark: The income and capital growth target has been selected because the investment manager deploys strategies that aim to deliver the level of income stated in the investment objective. The comparator benchmark has been selected because the investment manager and the manager believes that the benchmark is a suitable comparison for performance purposes given the fund's investment objective and policy.

Stewart Investors Indian Subcontinent Sustainability Fund

Class B (Accumulation) GBP



a sub-fund of First Sentier Investors ICVC (the Company)

ISIN GB00B1FXTG93

First Sentier Investors (UK) Funds Limited (trading as Stewart Investors), the authorised corporate director of the Company

Key Investor Information

This document provides you with key investor information about this Fund. It is not marketing material. The information is required by law to help you understand the nature and the risks of investing in this Fund. You are advised to read it so you can make an informed decision about whether to invest.

Objectives and investment policy

Objective: The Fund aims to achieve capital growth over the long term (at least five years).

Policy: The Fund invests in shares of companies based in or where the majority of their activities take place in India, Pakistan, Sri Lanka or Bangladesh and that are listed on exchanges worldwide.

The Fund invests in shares of high quality companies which are positioned to contribute to, and benefit from, sustainable development.

Investment decisions around high quality companies are based on three key points:

- ° Quality of management including integrity, attitude to environmental and social impacts, corporate management, long term performance and risk.
- ° Quality of the company including its social usefulness, their environmental impacts and efficiency and responsible business practices.
- ° Quality of the company's finances and their financial performance.

Sustainability is a key part of the approach.

The Fund may invest up to 10% in other funds.

The Fund will only use derivatives to reduce risk or to manage the Fund more efficiently in limited cases.

Strategy: The Manager's investment strategy is founded on the principle of stewardship, allocating capital to high quality companies with sound

growth prospects and strong management teams. The Manager's investment style is inherently long-term and conservative, seeking to buy and hold high quality companies that can deliver acceptable returns over the long-term (at least five years).

Benchmark: The Fund's performance is compared against the value of the MSCI India Index.

The Fund's manager may use its discretion when deciding which investments should be held by the Fund.

The Fund is actively managed; investment of the Fund's assets is not constrained by the benchmark composition and the Fund's manager has complete discretion within the Fund's investment policy to invest in assets without regard to the benchmark.

Recommendation: this Fund may not be appropriate for investors who plan to withdraw their money within five years.

The Fund will not pay any income out; instead any income will be reflected in the value of your shares.

You can buy and sell shares in the Fund on any business day. As long as we receive your instruction before 12 noon (UK time), shares will be bought and sold at that day's price.

Risk and reward profile

Lower Risk ← Higher Risk
Potentially Lower Rewards Potentially Higher Rewards



- The synthetic risk reward indicator (the SRRI) rating is not a measure of the risk of you losing the entire value of your investment but describes how much the value of the share class has gone up and down in the past. Where a share class has not yet launched, the SRRI is calculated using representative data.
- The SRRI rating is based on historical data which may not be a reliable indication of the future risks and rewards of the share class.
- We cannot guarantee that the rating of the share class will remain the same; it may change over time.
- Even the lowest rating 1 does not mean a risk free investment.
- On a scale of 1 (less risky) to 7 (more risky), this share class has a rating of 6 due to its past performance (or representative data) and the nature of its investments. Categories 1-2 indicate a low level of historical fluctuations, 3-5 a medium level, and 6-7 a high level.

- Risk is taken in order to make a higher potential return; the more risk a fund takes, the higher the potential return but the greater the risk of loss.

- The value of the Fund and its return is not guaranteed and may fall as well as rise. You may get back significantly less than you originally invested. Material risks not adequately captured by the SRRI:

- **Currency risk:** the Fund invests in assets which are denominated in other currencies; changes in exchange rates will affect the value of the Fund and could create losses. Currency control decisions made by governments could affect the value of the Fund's investments and could cause the Fund to defer or suspend redemptions of its shares.

- **Single country / specific region risk:** investing in a single country or specific region may be riskier than investing in a number of different countries or regions. Investing in a larger number of countries or regions helps spread risk.

- **Indian subcontinent risk:** although India has seen rapid economic and structural development, investing there may still involve increased risks of political and governmental intervention, potentially limitations on the allocation of the Fund's capital, and legal, regulatory, economic and other risks including greater liquidity risk, restrictions on investment or transfer of assets, failed/delayed settlement and difficulties valuing securities.

For further information on risks, please refer to the Risk Factors section in the Company's prospectus.

Charges for this Fund

The charges are used to pay the costs of running the Fund, including the costs of marketing and distributing it. These charges reduce the potential growth of your investment.

One-off charges taken before or after you invest

Entry charge	4.00%
Exit charge	N/A

This is the maximum that might be taken out of your money before it is invested.

Charges taken from the fund over a year

Ongoing charge	0.93%
----------------	-------

Charges taken from the fund under certain specific conditions

Performance fee	N/A
-----------------	-----

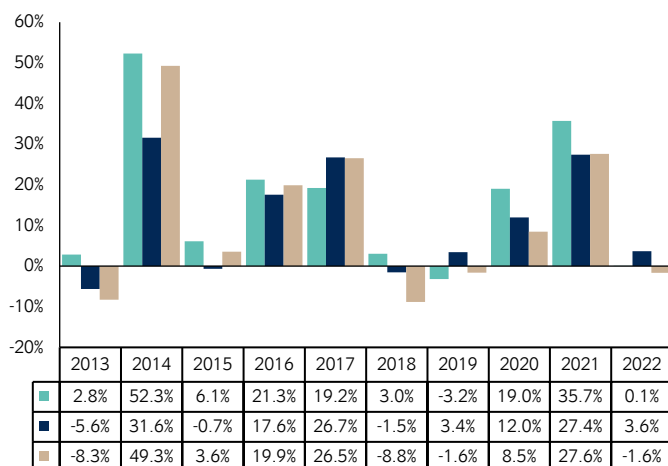
The entry and exit charges shown are the maximum you will need to pay. In some cases you might pay less - you can find out the actual entry and exit charges from your financial adviser.

The ongoing charges figure shown here is an estimate of the charges and may vary from year to year. An estimate is being used following our periodic reassessment with effect from 31 August 2023. The figure excludes portfolio transaction costs which are paid from assets of the Fund and performance fees, if any. The next Company annual report for the financial year will include details on the exact charges made.

There are fees for switching between sub-funds. The fee for switching into the Fund is 0.5%.

Further information can be found in the Buying, Selling and Switching Shares section of the Company's prospectus.

Past performance



■ Stewart Investors Indian Subcontinent Sustainability Fund Class B (Accumulation) GBP
 ■ MSCI India Net Index (GBP)
 ■ India Investment Association Sector

Past performance is not a reliable guide to future performance. The past performance shown here includes fees, any reinvested income and tax.

The Fund launched on 15 November 2006.

The Share Class launched on 09 November 2012. The past performance of the Share Class is calculated in GBP.

Practical information

Depository: The Bank of New York Mellon (International) Limited

Further information: The Fund forms part of the First Sentier Investors ICVC (the Company). The prospectus, annual and semi-annual reports of the Company as a whole are available free of charge on firstsentierinvestors.com or by contacting First Sentier Investors, PO Box 404, Darlington, DL1 9UZ. All documents are available in English.

Other practical information: The Fund's share price and other information about the Fund is available at firstsentierinvestors.com. The prospectus, annual and semi-annual reports contain information about all of the sub-funds and share classes of the Company.

Tax legislation: The Fund is subject to UK tax laws. This may have an impact on your personal tax position. For further details, please speak to your tax adviser.

Liability statement: First Sentier Investors (UK) Funds Limited (as management company) may be held liable solely on the basis of any statement contained in this document that is misleading, inaccurate or inconsistent with the relevant parts of the prospectus for the Company.

Fund information: Each sub-fund of the Company is responsible for meeting its own debts. The sub-funds are segregated by law. This means that investments of the Fund cannot be used to pay the debts of the other sub-funds.

You can exchange shares in the Fund for shares in another sub-fund, which is called switching. There may be a charge for switching, as indicated above in 'Charges for this Fund'.

Remuneration: Information on the current remuneration policy of First Sentier Investors (UK) Funds Limited, including a description of how remuneration and benefits are calculated and the identity of persons responsible for awarding the remuneration and benefits, is available at firstsentierinvestors.com. A paper copy of this information is available free of charge upon request from First Sentier Investors, PO Box 404, Darlington, DL1 9UZ.

Key Investor Information

This document provides you with key investor information about this fund. It is not marketing material. The information is required by law to help you understand the nature and the risks of investing in this fund. You are advised to read it so you can make an informed decision about whether to invest.

SVM Continental Europe Fund: B Class Shares, a sub-fund of SVM Funds ICVC

(ISIN: GB0032094954)

This fund is managed by SVM Asset Management Limited

Objectives and Investment Policy

Investment Objective

The objective of this Fund is to achieve capital growth over the long term (5 years or more) and it aims to outperform the MSCI Europe ex UK Index. Performance is measured on a monthly basis over rolling 5 year periods after all fees and costs are deducted.

Investment Policy

The Fund will invest at least 80% in equities and equity related instruments which are dealt in or traded on European Eligible Securities Markets.

The Fund may enter into derivative contracts for efficient portfolio management purposes. The use of derivatives is intended to be limited.

The Fund may be invested in any industry sector.

From time to time, when particular opportunities are identified, or the ACD considers it appropriate, this Fund may invest in transferable securities which are dealt in or traded on other Eligible Securities Markets or which are otherwise permitted for this Fund.

Investment Strategy

The Fund is actively managed within its objectives and is not constrained by the benchmark.

The Fund will identify investment opportunities in undervalued companies in European equity markets which will not necessarily be prominent in mainstream indices.

Target Benchmark

The MSCI Europe ex UK has been selected as the target benchmark for the Fund; its constituents make it an appropriate benchmark given the investment policy for the Fund.

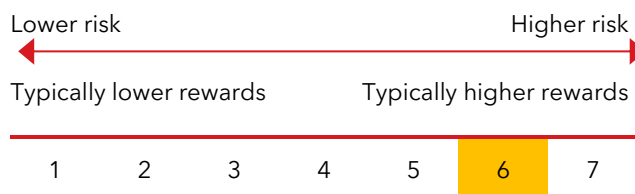
Other Information

- Shares in the Fund can be bought and sold on demand on each business day.
- Only accumulation shares are in issue, any income arising from the Fund is reinvested.
- Portfolio transaction costs will have an impact on performance of the Fund.

Recommendation

The fund may not be appropriate for investors who plan to withdraw their money within five years.

Risk and Reward profile



The Synthetic Risk & Reward Indicator ('SRRI') may be a guide to the level of risk of the Fund compared with other funds. The SRRI is calculated based on the historical volatility of the fund over the last 5 years and it may not be a reliable indication of the future risk and reward profile of the fund. The Fund's volatility is impacted by various factors including exposure to UK stock markets.

- The Fund has been classed as **6** because it has experienced high volatility historically.
- The SRRI category shown is not guaranteed and may change over time.
- The lowest category (1) does not mean risk free and extreme adverse market circumstances can mean you suffer losses in all cases.

The following risks are relevant for this Fund:

- There is no guarantee that the Fund will achieve its objective. The price of shares in the Fund can go down as well as up and is not guaranteed.
- Stock market volatility may impact the Fund's ability to trade in, or obtain accurate valuations for, securities held in the Fund's portfolio. There can be no assurance that any appreciation in value of investments will occur.
- The effect of currency movements can be significant where investments are denominated in currencies other than Sterling and may adversely affect the value of your investment.
- The Fund may enter into derivative contracts for efficient portfolio management (EPM) purposes. There is no guarantee that the Fund will achieve the objective for which it entered into a transaction in relation to EPM, this may result in losses for Shareholders. Full details on EPM can be found in Appendix B of the Prospectus.
- The Fund is exposed to credit and settlement risk through its dealings with Counter Parties. If a Counter Party business fails, the Fund may incur losses.

More detail on the risk factors that affect this Fund are set out in Section 9 of the Prospectus.

Charges

The charges you pay are used to pay the costs of running the Fund, including the costs of marketing and distributing it. These charges reduce the potential growth of your investment.

One-off charges taken before or after you invest

Entry charge: none

Exit charge: none

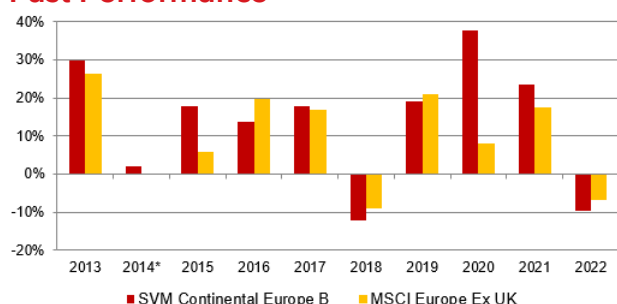
The entry charge shown is the maximum figure. In some cases you might pay less. You can find out how much of an entry charge you have to pay from your financial adviser or distributor.

Ongoing charges: 1.10%

These are the charges taken from the Fund based on annualised expenses for the period ending 30 June 2022. This figure may vary from year to year and excludes performance fees and transaction costs.

For more information about these charges and how they are calculated, please see Section 4 of the Fund's Prospectus, which is available from the address noted below.

Past Performance



*The MSCI Europe ex UK return for 2014 is 0.0%; this figure is too small to be reflected in the above graph.

This Fund was launched on 20 March 2000.

- Past performance is not a guide to future performance.
- The performance shown in this chart is net of tax and charges and excludes any initial charge that may be deducted on purchase of the investment.
- Performance is calculated in Pounds Sterling.

Practical Information

- The Depositary is State Street Trustees Limited.
- Further information, including the Supplementary Information Document, the Prospectus, the latest share price and Reports & Accounts may be obtained free of charge from www.svmonline.co.uk or SVM Asset Management Limited, 7 Castle Street, Edinburgh EH2 3AH. Tel: 0800 0199 110. These documents are only available in English.
- Investors may switch all or some shares of one class for shares in another class in SVM Funds ICVC subject to any restrictions set out in the Prospectus.
- UK tax legislation may have an impact on your personal tax position.
- SVM Asset Management Limited may be held liable solely on the basis of any statement contained in this document that is misleading, inaccurate or inconsistent with the relevant parts of the Prospectus for this Fund.
- Details of the remuneration policy, including a description of how remuneration is calculated and the identities of the persons responsible for awarding remuneration, are available at www.svmonline.co.uk. A paper copy is available free of charge on request from SVM Asset Management Ltd.

This Fund is authorised in the UK and regulated by the Financial Conduct Authority. SVM Asset Management Limited is authorised in the UK and regulated by the Financial Conduct Authority. This key investor information is accurate as at 11 January 2023.

Practical Information

Key Investor Information



This document provides you with key investor information about this fund. It is not marketing material. The information is required by law to help you understand the nature and the risks of investing in this fund. You are advised to read it so you can make an informed decision about whether to invest.

Vanguard FTSE 100 Index Unit Trust (the "Fund")

GBP Acc
ISIN: GB00BD3RZ368
Manager: Vanguard Investments UK, Limited ("VIUK")

Objectives and investment policy

- The Fund seeks to track the performance of the FTSE 100 Index (the "Index").
- The Index is a market-capitalisation weighted index representing the performance of the 100 largest companies traded on the London Stock Exchange that pass screening for size and liquidity. Market-capitalisation is the value of a company's outstanding shares in the market and shows the size of a company.
- The Fund is a passive fund which means it takes the form of tracking a specific index in order to replicate its performance.
- The Fund attempts to:
 - Track the performance of the Index by investing in all component shares of the Index in the same proportion as the Index. Where not practicable to fully replicate, the Fund will use a sampling process.
 - Remain fully invested and hold small amounts of cash except in extraordinary market, political or similar conditions where the Fund may temporarily depart from this investment policy to avoid losses.
- The Fund may use derivatives (i.e. a financial contract whose value is based on the value of a financial asset (such as a share, bond, or currency) or a market index) in order to reduce risk or cost and/or generate extra income or growth (known as "efficient portfolio management").
- The currency of the unit class is GBP.
- The Fund may not be appropriate for short-term investment.
- Income from the Fund will be reinvested and reflected in the price of units in the Fund.
- Portfolio transaction costs will have an impact on performance.
- Units in the Fund can be bought or sold on a daily basis (save on certain bank holidays or public holidays and subject to certain restrictions described in Appendix 1 of the Prospectus) by submitting an application in writing or by telephone. A list of the days on which units in the Fund cannot be bought or sold is available on <https://global.vanguard.com/portal/site/loadPDF?country=global&docId=11627>

For further information about the objectives and investment policy of the Fund and Vanguard's relationship with the Index provider, please see Appendix 1 and the "Disclaimer" section of the Vanguard FTSE 100 Index Unit Trust prospectus (the "Prospectus") on our website at <https://global.vanguard.com/>

Risk and reward profile



1	2	3	4	5	6	7
---	---	---	---	---	---	---

- This indicator is based on historical data and may not be a reliable indication of the future risk profile of the Fund.
- The risk category shown is not guaranteed and may change over time.
- The lowest category does not mean "risk free".
- The Fund is rated 6 due to the nature of its investments which include the risks listed below. These factors may impact the value of the Fund's investments or expose the Fund to losses.
 - The value of equities and equity-related securities can be affected by daily stock market movements. Other influential factors include political, economic news, company earnings and significant corporate events.
 - Investment risk is concentrated in specific sectors, countries, currencies or companies. This means the Fund is more sensitive to any localised economic, market, political or regulatory events.

The risk and reward indicator does not take account of the following risks of investing in the Fund:

- Counterparty risk. The insolvency of any institutions providing services such as safekeeping of assets or acting as counterparty to derivatives or other instruments, may expose the Fund to financial loss.
- Liquidity risk. Lower liquidity means there are insufficient buyers or sellers to allow the Fund to sell or buy investments readily which could cause the Fund to incur higher costs when buying or selling investments or could mean that the Fund is not able to buy or sell investments when it would like to do so.
- Index tracking risk. The Fund is not expected to track the performance of the Index at all times with perfect accuracy. The Fund is, however, expected to provide investment results that, before expenses, generally correspond to the price and yield performance of the Index.
- Index sampling risk. As the Fund uses an index sampling technique whereby a representative sample of securities are selected to represent the Index, there is the risk that the securities selected for the Fund may not, in the aggregate, approximate the full Index.
- Use of derivatives. The use of derivatives could increase or reduce exposure to underlying assets and result in greater fluctuations of the Fund's net asset value.

For further information on risks please see the "Risk Factors and Performance" section of the Prospectus on our website at <https://global.vanguard.com>

Charges

The charges you pay are used to pay the costs of running the Fund, including the costs of marketing and distributing it. These charges reduce the potential growth of your investment.

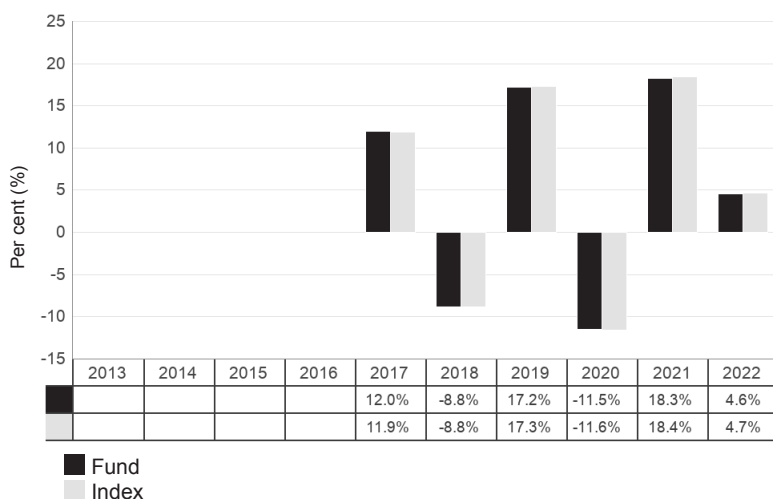
One-off charges taken before or after you invest	
Entry charge	None
Exit charge	None
This is the maximum that might be taken out of your money before it is invested / before the proceeds of your investment are paid out.	
Charges taken from the fund over a year	
Ongoing charges	0.06%
Charges taken from the fund under certain specific conditions	
Performance fee	None

The entry and exit charges shown are maximum figures and in some cases you might pay less. Investors can find out the actual entry and exit charges from their distributor and or adviser.

The ongoing charges figure is based on expenses for the year ended 31 December 2022. This figure may vary from year to year. It excludes portfolio transaction costs.

For further information about charges please see the sections entitled "Buying Units", "Redeeming Units", "Charges and Expenses", "Dilution Adjustment" and Appendix 1 of the Prospectus on our website at <https://global.vanguard.com>

Past performance



• Past performance:

1. **Is not a reliable indication of future performance.**
 2. Includes ongoing charges and the reinvestment of income. It excludes entry and exit fees.
 3. Has been calculated in GBP.
- Units in the Fund were first issued in 2016. This unit class was launched in 2016.

Practical information

- **Trustee:** State Street Trustees Limited.
- **Documents, prices of units and further information:** You can obtain copies of the Prospectus and the latest annual and semi-annual report and accounts for the Fund along with the latest published prices of units and other practical information, from our website at <https://global.vanguard.com>. The documents are available in English and are free of charge.
- **Prices:** The last published prices of units in the Fund are also available from the FT's website www.ft.com or <https://global.vanguard.com>
- **Tax:** The Fund is subject to the tax laws of the United Kingdom. Depending on your country of residence, this may have an impact on your personal tax position. You are recommended to consult your professional tax adviser.
- **Liability:** VIUK may be held liable solely on the basis of any statement contained in this document that is misleading, inaccurate or inconsistent with the relevant parts of the Prospectus for the Fund.
- **Units:** The Fund has both accumulation and income units. You may switch some or all of your shares of one type, to shares of another type within the Fund or other funds managed by VIUK. Details of switching are provided in the Prospectus.
- Information about other classes of unit offered by the Fund can be found in the prospectus or from our website at <https://global.vanguard.com>.
- **Remuneration policy:** Details of the Vanguard European Remuneration Policy are available at <https://www.ie.vanguard/content/dam/intl/europe/documents/ch/en/ucits-v-remuneration-policy.pdf> including: (a) a description of how remuneration and benefits are calculated; and (b) the identities of persons responsible for awarding remuneration and benefits. A paper copy of these details may be obtained, free of charge, on request from the Head of Human Resources, Europe, Vanguard Asset Services, Limited, 4th Floor The Walbrook Building, 25 Walbrook, London EC4N 8AF.

Key Investor Information



This document provides you with key investor information about this fund. It is not marketing material. The information is required by law to help you understand the nature and the risks of investing in this fund. You are advised to read it so you can make an informed decision about whether to invest.

Vanguard Global Emerging Markets Fund (the "Fund")

A sub-fund of Vanguard® Investments Funds ICVC

GBP Accumulation
ISIN: GB00BZ82ZY13


Authorised Corporate Director: Vanguard Investments UK, Limited ("VIUK")

Objectives and investment policy

- The Fund seeks to provide an increase in the value of investments over the long-term (more than 5 years).
- The Fund seeks to achieve its investment objective by investing primarily in shares of companies located in emerging markets around the world. Under normal circumstances, at least 80% of the Fund's assets will be invested in shares of such companies. A company is considered to be located in an emerging market country if it is organised under the laws of, or has a principal office in, an emerging country; if it has a class of securities whose principal securities market is in an emerging country; if it derives 50% or more of its total revenue from goods produced, sales made, or services provided in one or more emerging countries; or if it maintains 50% or more of its assets in one or more emerging countries.
- The Investment Adviser has discretion to determine which countries are regarded as emerging markets, although those classified by the International Monetary Fund (IMF) as emerging or developing economies will typically be included, together with other countries having similar characteristics. Emerging markets are countries that are progressing toward becoming advanced, usually shown by some development in financial markets, the existence of some form of stock exchange and a regulatory body.
- The Fund is an active fund whereby its multi-manager structure comprises three independent sub-investment advisers managing approximately equal portions of the Fund's investments. Each investment adviser uses their expertise to pick investments to achieve the Fund's objectives. The Fund will be constrained by the FTSE Emerging Index (the "Index"), to a limited extent, with regard to its investment in sectors and country exposure. However, whilst the Fund may invest in components of the Index, it is not tracking the Index and the Fund will hold investments that are not components of the Index.
- The Fund typically invests in a diverse range of companies representing different economic sectors and industry groups across the spectrum of large, mid and small cap value securities, chosen mainly on the basis of an investment approach that focuses on analysing individual shares rather than stock markets. The Fund's holdings will comprise a mix of investments in companies whose earnings are expected to grow faster than their peers in the market (known as 'growth stocks') and those that are considered to have been undervalued by the market (known as 'value stocks') selected from the world's emerging markets.
- The Fund may also have exposure to bonds and other fixed income securities, other collective investment schemes (which themselves invest in securities which are consistent with the Fund's objective), money market instruments (i.e. investments usually issued by banks or governments that are a short term loan to the issuer by the buyer), deposits, and warrants (which provide the holder with the right, but not the obligation, to purchase a share at a fixed price or amount at a fixed time in the future).
- The Fund attempts to remain fully invested and hold small amounts of cash except in extraordinary market, political or similar conditions where the Fund may temporarily depart from this investment policy to avoid losses.
- The Fund may use derivatives (i.e. a financial contract whose value is based on the value of a financial asset (such as a share, bond, or currency) or a market index) in order to reduce risk or cost and/or generate extra income or growth (known as "efficient portfolio management").
- The currency of the share class is GBP. The Fund invests in shares which are denominated in currencies other than the share class currency. Movements in currency exchange rates can affect the return of investments.
- The Fund may not be appropriate for short-term investment. Long-term is generally considered to mean at least five years.
- Income from the Fund will be reinvested and reflected in the price of shares in the Fund.
- Portfolio transaction costs will have an impact on performance.
- Shares in the Fund can be bought or sold on a daily basis (save on certain bank holidays or public holidays and subject to certain restrictions described in Appendix 1 of the Prospectus) by submitting an application in writing or by telephone. A list of the days on which shares in the Fund cannot be bought or sold is available on:
<https://global.vanguard.com/portal/site/loadPDF?country=global&docId=11627>

For further information about the objectives and investment policy of the Fund, please see Appendix 1 of the Vanguard Investments Funds ICVC prospectus (the "Prospectus") on our website at <https://global.vanguard.com/>

Risk and reward profile



- This indicator is based on historical data and may not be a reliable indication of the future risk profile of the Fund.
- The risk category shown is not guaranteed and may change over time.
- The lowest category does not mean "risk free".
- The Fund is rated 6 due to the nature of its investments which include the risks listed below. These factors may impact the value of the Fund's investments or expose the Fund to losses.
 - The value of equities and equity-related securities can be affected by daily stock market movements. Other influential factors include political, economic news, company earnings and significant corporate events.
 - Movements in currency exchange rates can adversely affect the return of your investment.
 - Emerging markets are generally more sensitive to economic and political conditions than developed markets. Other factors include greater 'Liquidity Risk', restrictions on investment or transfers of assets and failed/delayed delivery of securities or payments to the Fund.
 - Investment risk is concentrated in specific sectors, countries, currencies or companies. This means the Fund is more sensitive to any localised economic, market, political or regulatory events.

The risk and reward indicator does not take account of the following risks of investing in the Fund:

- Counterparty risk. The insolvency of any institutions providing services such as safekeeping of assets or acting as counterparty to derivatives or other instruments, may expose the Fund to financial loss.
- Liquidity risk. Lower liquidity means there are insufficient buyers or sellers to allow the Fund to sell or buy investments readily which could cause the Fund to incur higher costs when buying or selling investments or could

mean that the Fund is not able to buy or sell investments when it would like to do so.

- Use of derivatives. The use of derivatives could increase or reduce exposure to underlying assets and result in greater fluctuations of the Fund's net asset value.

For further information on risks please see the "Risk Factors" section of the Prospectus on our website at <https://global.vanguard.com/>

Charges

The charges you pay are used to pay the costs of running the Fund, including the costs of marketing and distributing it. These charges reduce the potential growth of your investment.

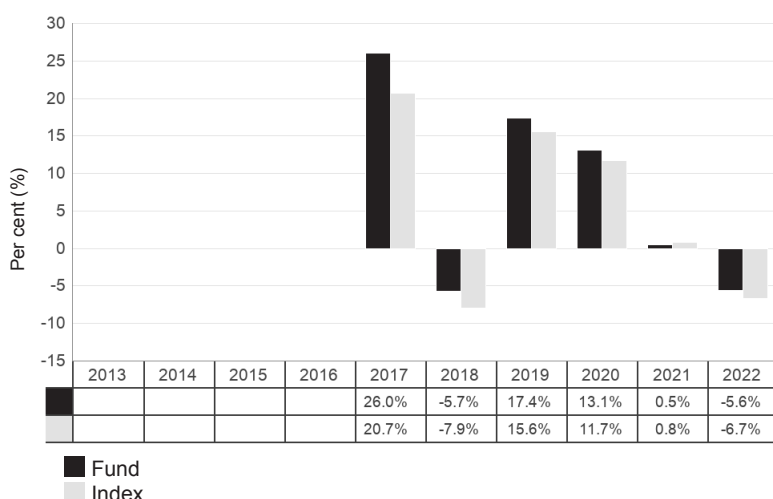
One-off charges taken before or after you invest	
Entry charge	None
Exit charge	None
This is the maximum that might be taken out of your money before it is invested / before the proceeds of your investment are paid out.	
Charges taken from the Fund over a year	
Ongoing charges	0.78%
Charges taken from the Fund under certain specific conditions	
Performance fee	None

The entry and exit charges shown are maximum figures and in some cases you might pay less. Investors can find out the actual entry and exit charges from their distributor and or adviser.

The ongoing charges figure is based on expenses for the year ended 31 December 2022. This figure may vary from year to year. It excludes portfolio transaction costs.

For further information about charges please see the sections entitled "Buying Shares", "Redeeming Shares", "Charges and Expenses", "Dilution Adjustment" and Appendix 1 of the Prospectus on our website at <https://global.vanguard.com>

Past performance



• Past performance:

1. **Is not a reliable indication of future performance.**
 2. Includes ongoing charges and the reinvestment of income. It excludes entry and exit fees.
 3. Has been calculated in GBP.
- Shares in the Fund were first issued in 2016. This share class was launched in 2016. The Fund does not aim to track the performance of the index.

Practical information

- **Depository:** State Street Trustees Limited.
- **Documents, prices of shares and further information:** You can obtain copies of the Prospectus and the latest annual and semi-annual report and accounts for Vanguard Investments Funds ICVC ("VIF") along with the latest published prices of shares and other practical information, from our website at <https://global.vanguard.com>. The documents are available in English and are free of charge.
- **Prices:** The last published prices of shares in the Fund are also available from the FT's website www.ft.com or <https://global.vanguard.com>
- **Tax:** VIF is subject to the tax laws of the United Kingdom. Depending on your country of residence, this may have an impact on your personal tax position. You are recommended to consult your professional tax adviser.
- **Liability:** VIUK may be held liable solely on the basis of any statement contained in this document that is misleading, inaccurate or inconsistent with the relevant parts of the Prospectus for VIF.
- **Sub-funds:** This document describes a sub-fund of VIF. The prospectus and periodic reports are prepared for the entire company.
- The Fund's assets belong exclusively to the Fund and shall not be used to discharge the liabilities of or claims against VIF, other sub-funds of VIF or any other person or body.
- **Shares:** The Fund is part of VIF and has both accumulation and income shares. You may switch some or all of your shares of one type, to shares of another type within the same Fund, or between other sub-funds of VIF or other funds managed by VIUK. Details of switching are provided in the Prospectus.
- Information about other share classes offered by VIF can be found in the prospectus or from our website at <https://global.vanguard.com>.
- **Remuneration policy:** Details of the Vanguard European Remuneration Policy are available at <https://www.ie.vanguard/content/dam/intl/europe/documents/ch/en/ucits-v-remuneration-policy.pdf> including: (a) a description of how remuneration and benefits are calculated; and (b) the identities of persons responsible for awarding remuneration and benefits. A paper copy of these details may be obtained, free of charge, on request from the Head of Human Resources, Europe, Vanguard Asset Services, Limited, 4th Floor The Walbrook Building, 25 Walbrook, London EC4N 8AF.