This document provides you with key investor information about this fund. It is not marketing material. The information is required by law to help you understand the nature and the risks of investing in this fund. You are advised to read it so you can make an informed decision about whether to invest.

Artemis SmartGARP UK Equity Fund (the "fund")

The fund is managed by Artemis Fund Managers Limited.

ISIN:	GB00B2PLJM64
Class:	Class I accumulation units, GBP

This key investor information document is accurate as at 15 February 2024.

Objectives and Investment Policy

Objective

To grow capital over a five year period.

Investment policy

What the fund invests in
• 80% to 100% in company shares.
• Up to 20% in bonds, cash and near cash, other transferable securities, other funds (up to 10%) managed by Artemis and third party funds, money market instruments, and derivatives.
Use of derivatives
The fund may use derivatives for efficient portfolio management purposes to:
• reduce risk
• manage the fund efficiently.
Where the fund invests
• At least 80% in the United Kingdom.
• Up to 20% in other countries.
Industries the fund invests in
• Any
Other limitations specific to this fund
• None
Investment strategy
• The fund is actively managed.
• A proprietary tool called 'SmartGARP' is used as the foundation of the investment process. It screens the financial characteristics of companies by identifying those that are growing faster than the market but are trading on lower valuations than the market.
• The manager selects companies that in aggregate have good 'SmartGARP' characteristics. This tends to mean that the portfolio contains stocks that have lower valuations than the market average, upgrades to profit forecasts, and are under-owned by the investment community, while at the same time benefiting from helpful trends in the wider economy.

Benchmarks

FTSE All-Share Index TR
A widely-used indicator of the performance of the UK stockmarket, in which the fund invests. It acts as a 'comparator benchmark' against which the fund's performance can be compared. Management of the fund is not restricted by this benchmark.
IA UK All Companies NR
A group of other asset managers' funds that invest in similar asset types as this fund, collated by the Investment Association. It acts as a 'comparator benchmark' against which the fund's performance can be compared. Management of the fund is not restricted by this benchmark.

Other information

Dealing frequency: Normally Monday to Friday except UK public holidays and non-dealing days. Visit www.artemisfunds.com/non-dealing-days for more information. Instructions received before 12 noon UK time will be processed at 12 noon on the same day.
Distribution policy: This is an accumulation class. Income received is reinvested in the value of the fund.

Risk and Reward Profile

Lower risk ← → Higher risk
Potentially lower reward — Potentially higher reward

1	2	3	4	5	**6**	7

• The fund is in the category shown due to historic volatility (how much and how quickly the value of shares in the fund may have risen and fallen in the past due to movements in markets, currencies and interest rates). It may not be a reliable indication of the future risk profile of the fund.
• The risk category has been calculated using historic data and may not be a reliable indicator of the fund's future risk profile.
• A risk indicator of "1" does not mean that the investment is "risk free".
Risk indicator number is accurate as at: 31 December 2023.
The risk indicator may not fully take into account the following risks and the following may affect fund performance:
Market volatility risk: The value of the fund and any income from it can fall or rise because of movements in stockmarkets, currencies and interest rates, each of which can move irrationally and be affected unpredictably by diverse factors, including political and economic events.
Currency risk: The fund's assets may be priced in currencies other than the fund base currency. Changes in currency exchange rates can therefore affect the fund's value
Please refer to the fund's prospectus for full details of these and other risks which are applicable to this fund.

ARTEMIS
The PROFIT Hunter

Charges for the fund

One-off charges taken before or after you invest	
Entry charge	None
Exit charge	None

This is the maximum that might be taken out of your money before it is invested or before the proceeds of your investment are paid out.

Charges taken from the fund over a year	
Ongoing charges	0.860%

Charges taken from the fund under certain specific conditions	
Performance fee	None

- The charges you pay are used to pay the costs of running the fund, including the costs of marketing and distributing it. The charges reduce the potential growth of your investment.
- The ongoing charges figure is an estimate rather than a historic figure because this better reflects the expected future charges. The charges may vary from year to year. The exact charges made for each financial year are contained in the fund's annual report.
- The annual management charge is taken from income.

For more information about charges, please see the fund's prospectus, which is available at www.artemisfunds.com or www.fundinfo.com.

Charges are accurate as at: 07 October 2023, unless specified.

Past Performance

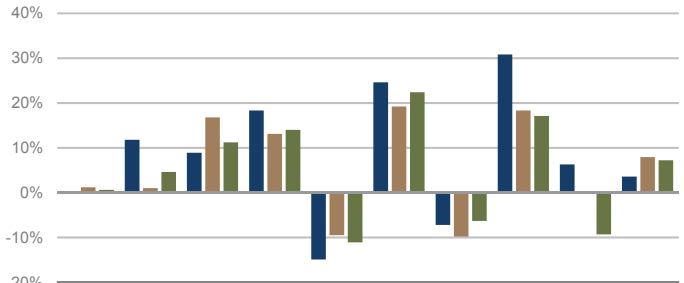

	2014	2015	2016	2017	2018	2019	2020	2021	2022	2023
■	0.2%	11.8%	8.9%	18.3%	-14.9%	24.6%	-7.2%	30.8%	6.3%	3.6%
■	1.2%	1.0%	16.8%	13.1%	-9.5%	19.2%	-9.8%	18.3%	0.3%	7.9%
■	0.6%	4.6%	11.2%	14.0%	-11.1%	22.4%	-6.3%	17.1%	-9.3%	7.2%

- Class I accumulation units, GBP
- FTSE All-Share Index TR
- IA UK All Companies NR

- How the fund has performed in the past is not a guide to how it will perform in the future.
- This class may have charges or a hedging approach different from those in the IA sector benchmark.
- Past performance is net of all charges except any costs incurred when investors buy or sell the fund.
- Performance is calculated in sterling.
- Fund launch date: 23 December 1986.
- Class launch date: 1 September 2010.

Past performance is accurate as at: 31 December 2023.

Practical Information

Trustee: Northern Trust Investor Services Limited

Further information: Can be obtained from the fund's prospectus and the latest annual and half-yearly reports. The documents are in English and available free of charge. These can be found, along with other information such as the price of the fund's classes by contacting Artemis or visiting www.fundinfo.com.

Remuneration policy: Information about Artemis' remuneration policy is available at www.artemisfunds.com; a paper copy is available free of charge on request.

Tax legislation: UK tax legislation that applies to the fund may have an impact on your personal tax position.

Liability: Artemis Fund Managers Limited may be held liable solely on the basis of any statement contained in this document that is misleading, inaccurate or inconsistent with the relevant parts of the prospectus for the fund.

Glossary: For more information about some of the terms used in this document, please visit www.artemisfunds.com/glossary.

Switches: Subject to any restrictions on the eligibility of investors for a particular class, you can switch your investments between funds or classes in the Artemis range. For further information, please refer to the prospectus or contact Artemis.

Contact Artemis: Visit www.artemisfunds.com or call 0800 092 2051.

Authorisation and regulation: The fund is authorised in the UK by the Financial Conduct Authority. Artemis Fund Managers Limited is authorised and regulated in the UK by the Financial Conduct Authority.

Key Investor Information

This document provides you with key investor information about this Fund. It is not marketing material. The information is required by law to help you understand the nature and the risks of investing in this Fund. You are advised to read it so you can make an informed decision about whether to invest.

BNY MELLON
INVESTMENT MANAGEMENT

BNY Mellon Global Emerging Markets Opportunities Fund

INSTITUTIONAL SHARES W (ACCUMULATION) (ISIN: GB00BVRZK937)

a sub-fund of BNY Mellon Investment Funds. This Fund is managed by BNY Mellon Fund Managers Limited

Objectives and Investment Policy

OBJECTIVE

To achieve capital growth over the long term (5 years or more).

POLICY

The Fund will:

- invest in emerging markets globally; and
- invest at least 75% of the portfolio in equities (company shares) and equity-related securities in companies listed, traded, located or deriving at least half of their revenue or income from emerging market countries across the world. Emerging market countries are countries, which are progressing towards becoming advanced, usually displayed by some development in financial markets, the existence of some form of stock exchange and a regulatory body.

The Fund may:

- invest in money market instruments, deposits, cash and near cash;
- invest in other transferable securities;
- use derivatives (financial instruments whose value is derived from other assets) with the aim of risk or cost reduction or to generate additional capital or income; and
- invest up to 10% in other collective investment schemes.

Benchmark: The Fund will measure its performance against the MSCI Emerging Markets NR Index as a comparator benchmark (the "Benchmark"). The Fund will use the Benchmark as an appropriate comparator because it includes a broad representation of the asset class, sectors and geographical areas in which the Fund predominantly invests.

The Fund is actively managed, which means the Investment Manager has discretion over the selection of investments subject to the investment objective and policies disclosed in the Prospectus. While the Fund's holdings may include constituents of the Benchmark, the selection of investments and their weightings in the portfolio are not influenced by the Benchmark. The investment strategy does not restrict the extent to which the Investment Manager may deviate from the Benchmark.

OTHER INFORMATION

Treatment of income: net income generated will be retained within the Fund and reflected in the value of your shares.

Dealing: you can buy and sell your shares in the Fund between 9:00 and 17:00 (UK time) on each business day in England and Wales. Instructions received before 12:00 will receive the price quoted on that day. The minimum initial investment for this share class is GBP 500,000.

Risk and Reward Profile

Lower risk Potentially lower reward						Higher risk Potentially higher reward
1	2	3	4	5	**6**	7

We have calculated the risk and reward indicator, as shown above. It is based on the rate at which the value of the Fund has moved up and down in the past (i.e. volatility). It is not a guide to the future risk and reward rating of the Fund. The rating shown is not a target or guarantee and may shift over time. Even the lowest rating of 1 does not mean a risk-free investment.

This Fund is rated 6 because its historical value has shown relatively high volatility. With a Fund rating of 6, you have a relatively high risk of losing money but your chance for gains is also relatively high.

THE FOLLOWING RISKS MAY NOT BE FULLY CAPTURED BY THE RISK AND REWARD INDICATOR:

Shanghai-Hong Kong Stock Connect and/or the Shenzhen-Hong Kong Stock Connect ("Stock Connect") risk: The Fund may invest in China A shares through Stock Connect programmes. These may be subject to regulatory changes and quota limitations. An operational constraint such as a suspension in trading could negatively affect the Fund's ability to achieve its investment objective.

Objective/Performance Risk: There is no guarantee that the Fund will achieve its objectives.

Currency Risk: This Fund invests in international markets which means it is exposed to changes in currency rates which could affect the value of the Fund.

Derivatives Risk: Derivatives are highly sensitive to changes in the value of the asset from which their value is derived. A small movement in the value of the underlying asset can cause a large movement in the value of the derivative. This can increase the sizes of losses and gains, causing the value of your investment to fluctuate. When using derivatives, the Fund can lose significantly more than the amount it has invested in derivatives.

Emerging Markets Risk: Emerging Markets have additional risks due to less-developed market practices.

Concentration Risk: A fall in the value of a single investment may have a significant impact on the value of the Fund because it typically invests in a limited number of investments.

Counterparty Risk: The insolvency of any institutions providing services such as custody of assets or acting as a counterparty to derivatives or other contractual arrangements, may expose the Fund to financial loss.

Geographic Concentration Risk: Where the Fund invests significantly in a single market, this may have a material impact on the value of the Fund.

A complete description of risk factors is set out in the Prospectus in the section entitled "Risk Factors".

Charges

The charges cover the costs of running the Fund, including the costs of marketing and selling. These charges reduce the potential growth of your investment.

ONE-OFF CHARGES TAKEN BEFORE OR AFTER YOU INVEST

Entry charge	**0.00%**
Exit charge	**None**

This is the maximum that might be taken out of your money before it is invested and before the proceeds of your investment are paid out.

CHARGES TAKEN FROM THE FUND OVER A YEAR

Ongoing charges	**0.90%**

CHARGES TAKEN FROM THE FUND UNDER CERTAIN SPECIFIC CONDITIONS

Performance fee	**None**

The ongoing charge is based on expenses calculated on 30 June 2024. This may vary from year to year. It excludes performance fees and portfolio transaction costs, except in the case of an entry/exit charge paid when buying or selling units in another investment fund.

More information about charges is available in the "Fees and Expenses" section of the Prospectus.

Past Performance

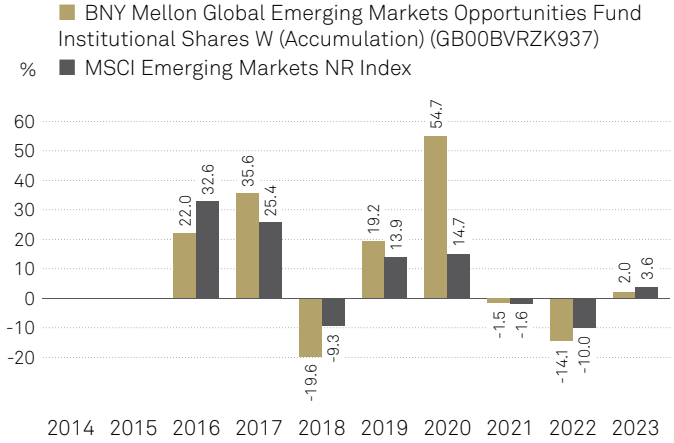

The chart includes all charges except entry charges.

Fund launch date - 25 July 2015.

Share class launch date - 27 July 2015.

Performance of this share class is shown in GBP.

Performance of the Benchmark is shown in GBP.

Past performance is not a guide to future performance.

The chart shows the Fund's performance for each full calendar year against the Benchmark.

Practical Information

Legal Status: The Fund is a sub-fund (part) of BNY Mellon Investment Funds ("BNY MIF"), an umbrella structure comprising different sub-funds. The assets of the Fund belong exclusively to that sub-fund and may not be used to discharge the liabilities of or claims against any other person or body, including BNY MIF or any other sub-fund within the umbrella.

Documents: Copies of the Prospectus, annual and semi-annual reports which are prepared for the umbrella may be obtained free of charge from www.bnymellonim.com or from BNY Mellon Investment Management EMEA Limited, BNY Mellon Centre, 160 Queen Victoria Street, London EC4V 4LA. These documents are available in English.

Share price: The latest share price and other information, including how to buy or sell shares, are available from the website and address given above. Other share classes are offered by the Fund as set out in the Prospectus.

Switching: Investors may switch shares in the Fund for shares in other sub-funds of BNY MIF provided they satisfy the criteria applicable to investment in other sub-funds. Further information on switching is contained in the "Switching" section of the Prospectus.

Liability statement: BNY Mellon Fund Managers Limited may be held liable solely on the basis of any statement contained in this document that is misleading, inaccurate or inconsistent with the relevant parts of the Prospectus for the Fund.

Depositary: NatWest Trustee and Depositary Services Limited.

Tax: The tax legislation of the Fund's domicile may have an impact on your personal tax position. For further details, please speak to an adviser.

Remuneration Policy: Details of the up-to-date remuneration policy of BNY Mellon Fund Managers Limited including, but not limited to, a description of how remuneration and benefits are calculated and the identity of persons responsible for awarding the remuneration and benefits are available on www.bnymellonim.com. A paper copy will be made available free of charge upon request.

Index Providers: Further information about the index providers is set out under 'Benchmark Provider Disclaimers' in the Prospectus.

This Fund is authorised in the United Kingdom and regulated by the Financial Conduct Authority. BNY Mellon Fund Managers Limited is authorised in the United Kingdom and regulated by the Financial Conduct Authority. This key investor information is accurate as at 11 October 2024.

Key Information Document

COLUMBIA THREADNEEDLE INVESTMENTS®

Purpose

This document provides you with key information about this investment product. It is not marketing material. The information is required by law to help you understand the nature, risks, costs, potential gains and losses of this product and to help you compare it with other products.

Product

CT American Smaller Companies Fund (US) (the "Fund")

a Fund of Columbia Threadneedle Investment Funds (UK) ICVC ("the Company")

Class Z Accumulation GBP

Manufacturer: Threadneedle Investment Services Limited (part of the Columbia Threadneedle Investments group of companies)

ISIN: GB00B8358Z89

Website: www.columbiathreadneedle.com

Call 0800 953 0134 for more information

The Financial Conduct Authority (FCA) is responsible for supervising Threadneedle Investment Services Limited in relation to this Key Information Document.

This PRIIP is authorised in United Kingdom

Threadneedle Investment Services Limited is authorized in United Kingdom and regulated by the FCA.

2 September 2024

What is this product?

Type

CT American Smaller Companies Fund (US) is a sub-fund of Columbia Threadneedle Investment Funds (UK) ICVC, a UK UCITS in accordance with the FSMA 2000. It is established as an OEIC with variable capital incorporated with limited liability in England and Wales.

Term

The Fund does not have a maturity date. Threadneedle Investment Services Limited, the authorised corporate director of the Company (the “ACD”) may decide to unilaterally terminate (liquidate) the Fund with notice to the investors. Please refer to the Prospectus for more information.

Objectives

The Fund aims to achieve investment growth over the long term (5 years, or more). It also looks to outperform the Russell 2500 Index (“the Index”) over rolling 3-year periods, after the deduction of charges. The Fund is actively managed, and invests at least 75% of its assets in shares of American smaller companies. The Fund considers American smaller companies to be those domiciled in the United States of America (US), or with significant US business operations, and which have a market size ranging from typically $500 million to $10 billion at the time of investment. The Index is regarded as an appropriate performance measure of shares in which the Fund invests and provides a suitable target benchmark against which Fund performance will be evaluated over time. The Investment Manager selects smaller companies considered to have good prospects for share price growth, from across different industries and economic sectors. The Investment Manager typically invests in fewer than 80 companies, which may include shares of some companies not within the Index. The Investment Manager also seeks to create a portfolio that compares favourably against the Index over rolling 12-month periods, when assessed using the Columbia Threadneedle ESG Materiality Rating model. This model (developed and owned by Columbia Threadneedle Investments) analyses company data to assess how effectively material environmental, social and governance (ESG) risks and opportunities are being managed. If sufficient data is available, the combined results are expressed as a numerical rating to indicate how much exposure a company has to material ESG risks and opportunities in a particular industry. Whilst the Fund may still invest in shares of companies that have poor ESG Materiality ratings, at least 50% of the portfolio is invested in companies with strong ratings. The Investment Manager engages with companies with a view to influencing management teams to address material ESG risks and improve their ESG practices. The Fund only invests in companies that follow good governance practices. It does not invest in companies which derive revenue from industries or activities above the thresholds shown: tobacco production (5%); nuclear weapons – indirect involvement (5%), conventional weapons – military, or civilian firearms (10%), and thermal coal – extraction or power generation (30%). The Fund excludes companies that have direct involvement in nuclear or controversial weapons, and companies determined to have breached international standards and principles. The Fund may invest in other securities, collective investment schemes (including funds managed by Columbia Threadneedle companies), money market instruments, deposits, and cash. Derivatives may only be held with the aim of reducing risk or managing the Fund more efficiently.
Income from investments in the Fund will be added to the value of your shares.
You can find more details on the Investment Objective and policy of the Fund in the Prospectus. For more information on investment terms used in this document, please see Prospectus and Glossary available at www.columbiathreadneedle.com.

Intended retail investor

This Fund is intended for investors who should have at least a basic level of knowledge and experience of investing in funds. It is designed for investors looking for capital growth who can invest their money for at least 5 years. Your capital is not guaranteed which means that investors could lose up to 100% of the amount invested. The fund invests in company shares the prices of which tend to fluctuate more than other asset classes as investors directly participate in underlying companies and their profits and losses.

Additional Information

Depositary: Citibank UK Limited
Fund currency is GBP. Share class currency is GBP.
Shares in the Fund can be bought and sold on any Dealing Day, unless the ACD decided that insufficient markets are open. Such days are published on www.columbiathreadneedle.com. You have the right to exchange into shares of another sub-fund or into shares of another share class of the Fund, subject to meeting eligibility requirements. Please refer to the Prospectus for further information.
The assets of the Fund are segregated by law and cannot be used to pay the liabilities of other sub-funds of the Company. Further information about the Fund, the Share-Class and the Company can be obtained from the Prospectus, the annual and semi-annual financial reports. The above documents in English and the latest price per share are available free of charge at www.columbiathreadneedle.com and the ACD. This document is prepared for a specific share-class of the Fund. The Prospectus and the annual and semi-annual financial reports cover the entire Company.
Please refer to the "Other relevant information" section below for more information.

What are the risks and what could I get in return?

RISK INDICATOR

The risk indicator assumes you keep the product for 5 year(s).

The summary risk indicator is a guide to the level of risk of this product compared to other products. It shows how likely it is that the product will lose money because of movements in the markets or because we are not able to pay you.

We have classified this product as 5 out of 7, which is a medium-high risk class. This rates the potential losses from future performance at a medium-high level, and poor market conditions will likely impact the value of your investment.

Be aware of currency risk. You may receive payments in a different currency, so the final return you will get depend on the exchange rate between the two currencies. This risk is not considered in the indicator shown above.

The risks currently identified as applying to the Fund are set out in the "Risk Factors" section of the prospectus.

Other risks to be considered are: Currency, Smaller Companies, Derivatives, Volatility, ESG Investment Criteria

This product does not include any protection from future market performance so you could lose some or all of your investment. If we are not able to pay you what is owed, you could lose your entire investment.

Performance scenarios

The figures shown include all the costs of the product itself, but may not include all the costs that you pay to your advisor or distributor. The figures do not take into account your personal tax situation, which may also affect how much you get back.
What you will get from this product depends on future market performance. Market developments in the future are uncertain and cannot be accurately predicted.
The unfavourable, moderate, and favourable scenarios shown are illustrations using the worst, average, and best performance of the product over the last 10 years. Markets could develop very differently in the future.
The stress scenario shows what you might get back in extreme market circumstances.

Unfavourable scenario: This type of scenario occurred for an investment in the product, and/or reference benchmark between 02/2023 to 07/2024

Moderate scenario: This type of scenario occurred for an investment in the product, and/or reference benchmark between 01/2017 to 01/2022

Favourable scenario: This type of scenario occurred for an investment in the product, and/or reference benchmark between 04/2016 to 04/2021

Recommended holding period: 5 years
Example Investment: GBP 10,000

		If you exit after 1 year	If you exit after 5 years
Scenarios			
Minimum	**There is no minimum guaranteed return. You could lose some or all of your investment.**		
Stress	**What you might get back after costs**	**2,010 GBP**	**1,630 GBP**
	Average return each year	-79.85%	-30.42%
Unfavourable	**What you might get back after costs**	**8,500 GBP**	**11,000 GBP**
	Average return each year	-15.02%	1.93%
Moderate	**What you might get back after costs**	**10,520 GBP**	**17,810 GBP**
	Average return each year	5.16%	12.24%
Favourable	**What you might get back after costs**	**17,770 GBP**	**24,950 GBP**
	Average return each year	77.73%	20.07%

What happens if Threadneedle Investment Services Limited is unable to pay out?

The ACD is covered by the Financial Services Compensation Scheme. If it cannot meet its obligations, you may be entitled to compensation under the scheme up to a maximum limit of £85,000. The assets of the Fund are held in safekeeping by the Depositary. In case of default of the Manufacturer, the Fund's assets in the safekeeping of the Depositary will not be affected. There is a potential default risk if the assets of the Fund held by the Depositary are lost. However, such default risk is limited as the assets and liabilities of the Depositary are segregated from those of the Fund, and the Fund would not be liable if the Depositary or any delegated service provider were to fail or default.

What are the costs?

The person selling you or advising you about this product may charge you other costs. If so, this person will provide you with information about these costs and how they affect your investment.

Costs over time

The tables show the amounts that are taken from your investment to cover different types of costs. These amounts depend on how much you invest, how long you hold the product and how well the product does. The amounts shown here are illustrations based on an example investment amount and different possible investment periods. We have assumed:
- In the first year you would get back the amount that you invested (0% annual return). For the other holding periods we have assumed the product performs as shown in the moderate scenario.
- GBP 10,000 is invested.

	If you exit after 1 year	If you exit after 5 years
Total costs	**440 GBP**	**1,871 GBP**
Annual Cost Impact*	**4.40%**	**2.27%**

(*)This illustrates how costs reduce your return each year over the holding period. For example, it shows that if you exit at the recommended holding period your average return per year is projected to be 14.50% before costs and 12.24% after costs. We may share part of the costs with the person selling you the product to cover the services they provide to you.

Composition of costs

One-off costs upon entry or exit		If you exit after 1 year
Entry costs	This includes distribution costs of 3% of amount invested. This is the most you will be charged. The person selling you the product will inform you of the actual charge.	300 GBP
Exit costs	This is the charge that may be taken from your investment when you choose to sell. We do not charge an exit fee for this product, but the person selling you the product may choose to do so.	0 GBP
Ongoing costs taken each year		
Management fees and other administrative or operating costs	0.85% of the value of your investment per year. This is an estimate based on actual costs over the last year.	85 GBP
Transaction costs	0.53% of the value of your investment per year. This is an estimate of the costs incurred when we buy and sell the underlying investments for the product. The actual amount will vary depending on how much we buy and sell.	53 GBP
Incidental costs taken under specific conditions		
Performance fees	There is no performance fee for this product.	

How long should I hold it and can I take money out early?

Recommended holding period 5 year(s)
It is recommended that you stay invested in the Fund for at least 5 year(s). This period has been selected for illustrative purposes only and reflects this long-term nature of the Fund's investment objective. There is no minimum or maximum holding period and you can redeem your shares without penalty on any Dealing Day. Your return may be negatively impacted if you redeem your shares prior to the recommended holding period.

How can I complain?

If you have a complaint or are dissatisfied, please let us know so we can try to put it right, please feel free to directly contact Threadneedle Investment Services Limited
Postal address: PO Box 10033, Chelmsford, Essex, CM99 2AL
E-mail: questions@service.columbiathreadneedle.co.uk
Telephone 0800 953 0134, Monday to Friday, 8am to 6pm (GMT)
If calling from outside of the UK please call: +44 1268 464 321
Threadneedle Investment Services Limited will handle your request and provide you with feedback as soon as possible.
If you have a complaint about the person who advised you about this product, or who sold it to you, they will tell you where to complain.

Other relevant information

Contact details for Threadneedle Investment Services Limited can be found at www.columbiathreadneedle.com.Call the Threadneedle Investment Services Limited on 0800 953 0134. For more information or alternatively you can write to Columbia Threadneedle Investments at PO Box 10033, Chelmsford, Essex CM99 2AL.

Previous Performance Scenarios You can find previous performance scenarios updated on a monthly basis at www.columbiathreadneedle.com

Past Performance You can find the past performance over the last 11 years on our website at www.columbiathreadneedle.com

For Switzerland, the Fund's prospectus, Key Information Documents, Articles of Incorporation and annual and semi-annual reports may be obtained free of charge from the Swiss Representative and Paying Agent, BNP PARIBAS, Paris, Zurich branch, Selnaustrasse 16, CH-8002 Zurich. The risk indicator and the performance scenarios have been calculated and presented according to the provisions of the home jurisdiction of the Fund.

Key Investor Information

This document provides you with key investor information about this fund. It is not marketing material. The information is required by law to help you understand the nature and the risks of investing in this fund. You are advised to read it so you can make an informed decision about whether to invest.

Fidelity Index Europe ex UK Fund

a sub-fund of Fidelity Investment Funds

Fidelity Index Europe ex UK Fund P Accumulation Shares (ISIN:GB00BHZK8B07)

This fund is managed by FIL Investment Services (UK) Limited

Objectives and Investment Policy

Objective: The fund aims to track the performance (before fees and expenses are applied) of the MSCI Europe ex UK (Gross Total Return) Index, thereby seeking to increase the value of your investment over 5 years or more.

Investment Policy: The fund uses an index tracking (passive) investment approach whereby it aims to replicate the composition of the index. However, for practical reasons and/or to reduce the dealing costs of the fund, it may not invest in every company share in the index or at its weighting within the index.

Investment Process: As well as investing directly in company shares, the fund will achieve exposure indirectly using derivatives, such as exchange traded index futures, for example at the time of cash inflows to remain fully invested or to reduce transaction costs. To manage the cash position, the fund may invest in other investment types such as liquidity funds (including those managed by Fidelity).

Derivatives and Techniques: Derivatives are investments whose value is linked to another investment, or to the performance of a stock exchange or to some other variable factor, such as interest rates and used to reduce risk or transaction costs and/or to generate extra income or further increase the value of your investment.

Additional information: Income earned by the fund is paid into the fund and reflected by an increase in the value of each share. Shares can usually be bought and sold each business day of the fund. The fund's performance can be compared to the MSCI Europe ex-UK (Gross total return) Index.

Funds that are indexed to an MSCI index are not sponsored, endorsed, or promoted by MSCI, and MSCI bears no liability with respect to any such funds or securities or any index on which the funds or securities are based. The Prospectus contains a more detailed description of the limited relationship MSCI has with Fidelity and any related funds.

Risk and Reward Profile

Historical data may not be a reliable indication for the future.
The risk category shown is not guaranteed and may change over time.
The lowest category does not mean a "risk free" investment.
The risk and reward profile is classified by the level of historical fluctuation of the Net Asset Values of the share class, and within this classification, categories 1-2 indicate a low level of historical fluctuations, 3-5 a medium level and 6-7 a high level.
The value of your investment may fall as well as rise and you may get back less than you originally invested.
The fund may invest in instruments denominated in currencies other than the fund base currency. Changes in currency exchange rates can therefore affect the value of your investment.
This fund is categorised in risk class 6 because, in accordance with the investment policy, the value of the investments may fluctuate considerably. Consequently, both the expected return and the potential risk of loss may be high. Fidelity International's partial swing pricing policy can cause differences in the fund's performance versus the index.A fund's performance tracking may be affected if the times at which a fund and its benchmark index are priced are different. The fund is priced at midday UK time, and the index is priced when the relevant stock markets close. This can cause apparent differences in the fund's performance versus that of the index than if the fund and the index were priced at the same time.

Fidelity INTERNATIONAL

Charges for this fund

The charges you pay are used to pay the costs of running the fund, including the costs of marketing and distributing it. These charges reduce the potential growth of your investment.

One-off charges taken before or after you invest	
Entry charge	0.00%
Exit charge	0.00%
The entry and exit charges shown are maximum figures. In some cases you might pay less - you can find this out from your financial adviser / distributor.	
Charges taken from the fund over a year	
Ongoing charges	0.10%
Charges taken from the fund under certain specific conditions	
Performance fee	N/A

This is the maximum that might be taken out of your money before it is invested or before the proceeds of your investment are paid out.

The ongoing charges figure shown here for this new class is an estimate of the charges. This figure may vary from year to year. It excludes:

- performance fees (where applicable);
- portfolio transaction costs, except in the case of an entry/exit charge paid by the fund when buying or selling units in another collective investment undertaking.

For more information about charges, including the possibility that swing pricing may apply, please consult the most recent Prospectus.

Past Performance

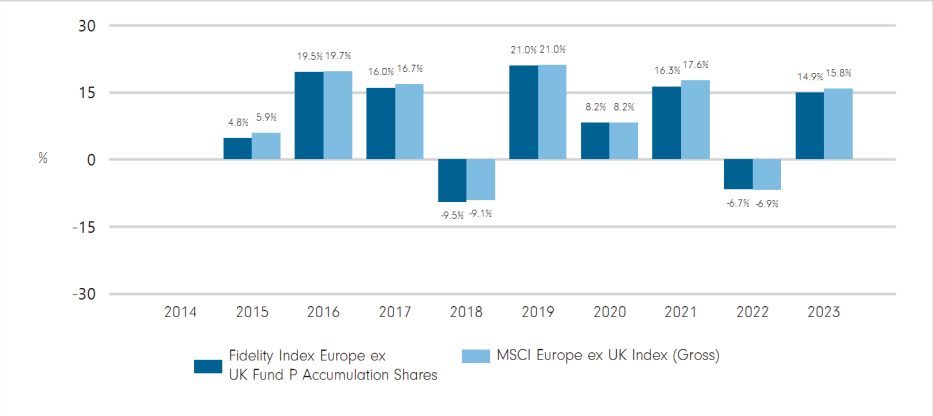

Past performance is not a guide to future performance results.

If any, the past performance shown takes into account the ongoing charges with exception of any applicable entry/exit charges.

The fund and the class were launched on 22 January 2014.

Past performance has been calculated in GBP.

If applicable, events in the fund's life which may have affected the performance history are highlighted as an '*'; in the chart, which may include changes to the fund's objective and details of such events can be found on our website or by requesting it from your appointed representative or your usual Fidelity contact. If applicable, the Objectives and Investment Policy section shall refer to a benchmark and information on previous benchmarks may be found in the annual report and accounts.

Practical Information

Depositary: JP Morgan Europe Limited.

This key information document describes a sub-fund of Fidelity Investment Funds (the "Fund"). The prospectus and periodic reports are prepared for the entire Fund.
For more information, please consult the prospectus and latest reports and accounts which may be obtained free of charge in English from FIL Investment Services (UK) Limited. These documents and details of the remuneration policy are available via www.fidelityinternational.com.

The tax legislation in United Kingdom may have an impact on your personal tax position. For further details you should consult a tax advisor.

FIL Investment Services (UK) Limited may be held liable solely on the basis of any statement contained in this document that is misleading, inaccurate or inconsistent with the relevant parts of the prospectus of the fund.

The Net Asset Value of the fund is available at the registered office of FIL Investment Services (UK) Limited, and at www.fidelityinternational.com.

The assets and liabilities of the fund are segregated by law from those of other sub-funds and there is no cross-liability among the sub-funds.
You may have the right to switch from this share class into the same or possibly other share class types of another sub-fund of the Fund. Details on switching rules may be found in the Prospectus.

This fund is authorised in United Kingdom and regulated by Financial Conduct Authority (FCA).

FIL Investment Services (UK) Limited is authorised in United Kingdom and regulated by Financial Conduct Authority (FCA).

This key investor information is accurate as at 27/09/2024.

Fidelity INTERNATIONAL

Key Information Document

Purpose

This document provides you with key information about this investment product. It is not marketing material. The information is required by law to help you understand the nature, risks, costs, potential gains and losses of this product and to help you compare it with other products.

Product

Fidelity Funds - Sustainable Healthcare Fund W-ACC-GBP

FIL Investment Management (Luxembourg) S.A.
ISIN: LU1033663300
https://www.fidelity.lu
Call +352 250 4041 for further information.
FIL Investment Management (Luxembourg) S.A. is a member of the Fidelity group of companies

Commission de Surveillance du Secteur Financier (CSSF) is responsible for supervising FIL Investment Management (Luxembourg) S.A. in relation to this key information document.
This PRIIP is authorised in Luxembourg.
FIL Investment Management (Luxembourg) S.A. is authorised in Luxembourg and regulated by Commission de Surveillance du Secteur Financier (CSSF).
Publication date: 30/07/2024

What is this product?

Type

Shares of a sub-fund of Fidelity Funds SICAV, an Undertaking for Collective Investment in Transferable Securities (UCITS).
SFDR product category: Article 8 (promotes ESG characteristics).

Term

This fund is open-ended.

Objectives

Objective: The fund aims to achieve capital growth over the long term.
Investment Policy: The fund invests at least 70% (and normally 75%) of its assets, in equities of companies that are involved in design, manufacture or sale of products and services in connection with health care, medicine or biotechnology from anywhere in the world. The fund may also invest in money market instruments on an ancillary basis.
Investment Process: In actively managing the fund, the Investment Manager considers growth and valuation metrics, company financials, return on capital, cash flows and other measures, as well as company management, industry, economic conditions, and other factors. The Investment Manager considers ESG characteristics when assessing investment risks and opportunities. In determining ESG characteristics, the Investment Manager takes into account ESG ratings provided by Fidelity or external agencies. The fund invests at least 80% of its assets in securities of issuers with high ESG ratings and up to 20% in securities of issuers with lower ESG ratings, including those with low but improving ESG characteristics.
The fund assesses the ESG characteristics of at least 90% of its assets. The fund's investment universe is reduced by at least 20% due to the exclusion of issuers based on their ESG characteristics.
Through the investment management process, the Investment Manager aims to ensure that investee companies follow good governance practices.
For more information, see "Sustainable Investing and ESG Integration" and the Sustainability Annex.
Derivatives and Techniques: The fund may use derivatives for hedging and for efficient portfolio management.
Benchmark: MSCI AC World Health Care Index, a broad market index that does not take into account ESG characteristics. Used for: investment selection, risk monitoring, and performance comparison.
Base Currency: EUR
Risk Management Method: Commitment.
Additional Information: You may sell (redeem) some or all of your Shares on any Valuation Day. As this is a non-distributing share class, dividends are re-invested.
This key information document describes a sub-fund of Fidelity Funds. A separate pool of assets is invested and maintained for each sub-fund of Fidelity Funds.
The assets and liabilities of the fund are segregated from those of other sub-funds and there is no cross-liability among the sub-funds.
For more information, please consult the prospectus and latest reports and accounts which can be obtained free of charge in English and other main languages from FIL Investment Management (Luxembourg) S.A.
These documents and details of the Remuneration Policy are available via https://www.fil.com.
The Net Asset Value of the funds is available at the registered office of FIL Investment Management (Luxembourg) S.A., and at www.fidelityinternational.com.
Depositary: Brown Brothers Harriman (Luxembourg) S.C.A.

Intended retail investor

This product may appeal to investors with a basic knowledge of and no or limited experience of investing in funds; who plan to hold their investment for a recommended holding period of at least 5 years; who seek capital growth over the recommended holding period; and who understand the risk of losing some or all of the capital invested.

Fidelity INTERNATIONAL

What are the risks and what could I get in return?

Risk Indicator

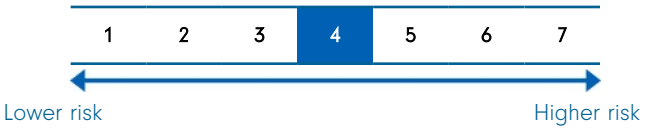

The risk indicator assumes you keep the product for 5 years.
The actual risk can vary significantly if you cash in at the early stage and you may get back less.

The summary risk indicator is a guide to the level of risk of this product compared to other products. It shows how likely it is that the product will lose money because of movements in the markets or because we are not able to pay you.

We have classified this product as 4 out of 7, which is a medium risk class.
This rates the potential losses from future performance at a medium level, and poor market conditions could impact the capacity to pay you.

Be aware of currency risk. You will receive payments in a different currency, so the final return you will get depend on the exchange rate between the two currencies. This risk is not considered in the indicator shown above.

Additional risks: emerging markets.

This product does not include any protection from future market performance so you could lose some or all of your investment.

If FIL Investment Management (Luxembourg) S.A. is not able to pay you what is owed, you could lose your entire investment.

Performance scenarios

The figures shown include all the costs of the product itself, but may not include all the costs that you pay to your advisor or distributor. The figures do not take into account your personal tax situation, which may also affect how much you get back.

What you will get from this product depends on future market performance. Market developments in the future are uncertain and cannot be accurately predicted.

The unfavourable, moderate, and favourable scenarios shown are illustrations using the worst, average, and best performance of the product over the last 10 years. Markets could develop very differently in the future.

Recommended holding period: 5 years Example investment : GBP 10,000 Scenarios		If you exit after 1 year	If you exit after 5 years
Minimum	There is no minimum guaranteed return. You could lose some or all of your investment.		
Stress	What you might get back after costs	4,250 GBP	3,640 GBP
	Average return each year	-57.5%	-18.3%
Unfavourable	What you might get back after costs	9,180 GBP	10,460 GBP
	Average return each year	-8.2%	0.9%
Moderate	What you might get back after costs	11,050 GBP	17,270 GBP
	Average return each year	10.5%	11.5%
Favourable	What you might get back after costs	13,610 GBP	20,800 GBP
	Average return each year	36.1%	15.8%

The stress scenario shows what you might get back in extreme market circumstances.

The unfavourable scenario occurred for an investment between 12/2021 and 05/2024.

The moderate scenario occurred for an investment between 11/2014 and 11/2019.

The favourable scenario occurred for an investment between 07/2014 and 07/2019.

What happens if FIL Investment Management (Luxembourg) S.A. is unable to pay out?

The assets and liabilities of this product are segregated from those of FIL Investment Management (Luxembourg) S.A. There is no cross-liability between these entities, and the product would not be liable if FIL Investment Management (Luxembourg) S.A. or any delegated service provider were to fail or default.
Shares of this product are traded on a stock market and settlement of such transactions are not affected by the position of FIL Investment Management (Luxembourg) S.A.
This product does not participate in an investor compensation scheme.

Fidelity INTERNATIONAL

What are the costs?

The person selling you or advising you about this product may charge you other costs. If so, this person will provide you with information about these costs, and show you the impact that all costs will have on your investment over time.

Costs over Time

The tables show the amounts that are taken from your investment to cover different types of costs. These amounts depend on how much you invest, how long you hold the product and how well the product does. The amounts shown here are illustrations based on an example investment amount and different possible investment periods.

We have assumed:

- In the first year you would get back the amount that you invested (0% annual return). For the other holding periods we have assumed the product performs as shown in the moderate scenario.
- GBP 10,000 is invested.

	If you exit after 1 year	If you exit after 5 years
Total costs	156 GBP	1,094 GBP
Annual cost impact (*)	1.6%	1.7% each year

(*)This illustrates how costs reduce your return each year over the holding period. For example it shows that if you exit at the recommended holding period your average return per year is projected to be 13.3% before costs and 11.5% after costs.

Composition of Costs

One-off costs upon entry or exit		If you exit after 1 year
Entry costs	We do not charge an entry fee.	0 GBP
Exit costs	We do not charge an exit fee for this product.	0 GBP
Ongoing costs taken each year		
Management fees and other administrative or operating costs	1.04% of the value of your investment per year. This is an estimate based on actual costs over the last year.	106 GBP
Transaction costs	0.49% of the value of your investment per year. This is an estimate of the costs incurred when we buy and sell the underlying investments for the product. The actual amount will vary depending on how much we buy and sell.	50 GBP
Incidental costs taken under specific conditions		
Performance fees	There is no performance fee for this product.	0 GBP

How long should I hold it and can I take money out early?

Recommended holding period: 5 years

The recommended holding period is based on our assessment of the risk and reward characteristics and costs of the product.

Order Processing: Requests to buy, switch or sell fund shares that are received and accepted by the Management Company by 4:00 PM CET (3:00 PM UK time) on any Valuation Day are ordinarily processed at the NAV for that Valuation Day. Settlement normally occurs within 3 business days.

How can I complain?

If you wish to make a complaint about this product or the conduct of FIL Investment Management (Luxembourg) S.A. please visit www.fidelityinternational.com. Alternatively, write to FIL Investment Management (Luxembourg) S.A., 2a, Rue Albert Borschette, BP 2174, L1246 Luxembourg or fidelity.ce.crm@fil.com. If you have a complaint about the person who advised you about this product, or who sold it to you please contact them for their complaints process.

Other relevant information

You may find the prospectus, statutes, key investor documents, notices to investors, financial reports, and further information documents relating to the product including various published policies of the product on our website https://www.fidelity.lu. You may also request a copy of such documents at the registered office of the FIL Investment Management (Luxembourg) S.A..

Further information in respect of the past performance of the product including previous performance scenario calculations which are published monthly may be found at www.fidelity.lu. Performance information of the product for the past 10 years is available at www.fidelity.lu.

Fidelity INTERNATIONAL

Key Investor Information

This document provides you with key investor information about this Fund. It is not marketing material. The information is required by law to help you understand the nature and the risks of investing in this Fund. You are advised to read it so you can make an informed decision about whether to invest.

First Sentier Global Property Securities Fund
Class B (Accumulation) GBP

First Sentier Investors

a sub-fund of First Sentier Investors ICVC (the Company)

ISIN GB00B1F76N79

First Sentier Investors (UK) Funds Limited, the authorised corporate director of the Company

Objectives and investment policy

Objective: The Fund aims to achieve an investment return from income and capital growth over the long term (at least five years).

Policy: The Fund invests at least 70% in shares of companies that are involved in property around the world and are listed on exchanges worldwide.

The Fund does not invest directly in property.

The Fund may invest up to 10% in other funds.

The Fund will only use derivatives to reduce risk or to manage the Fund more efficiently in limited cases.

Strategy: The Manager's strategy is to focus on quality companies that it would expect to outperform over the long-term (at least 5 years) especially in down markets. The Fund strategy is to invest in real estate investment trusts or companies that own, develop or manage real property across different geographic markets.

Benchmark: The Fund's performance is compared against the value of the FTSE EPRA Nareit Developed Index.

The Fund's manager may use its discretion when deciding which investments should be held by the Fund.

The Fund is actively managed; investment of the Fund's assets is not constrained by the benchmark composition or sector requirements and the Fund's manager has discretion within the Fund's investment policy to invest in assets without regard to the benchmark.

Recommendation: This Fund may not be appropriate for investors who plan to withdraw their money within five years.

The Fund will not pay any income out; instead any income will be reflected in the value of your shares.

You can buy and sell shares in the Fund on any business day. As long as we receive your instruction before 12 noon (UK time), shares will be bought and sold at that day's price.

Risk and reward profile

Lower Risk — **Higher Risk**

Potentially Lower Rewards — **Potentially Higher Rewards**

1	2	3	4	5	**6**	7

- The synthetic risk reward indicator (the SRRI) rating is not a measure of the risk of you losing the entire value of your investment but describes how much the value of the share class has gone up and down in the past. Where a share class has not yet launched, the SRRI is calculated using representative data.
- The SRRI rating is based on historical data which may not be a reliable indication of the future risks and rewards of the share class.
- We cannot guarantee that the rating of the share class will remain the same; it may change over time.
- Even the lowest rating 1 does not mean a risk free investment.
- On a scale of 1 (less risky) to 7 (more risky), this share class has a rating of 6 due to its past performance (or representative data) and the nature of its investments.
- Categories 1-2 indicate a low level of historical fluctuations, 3-5 a medium level, and 6-7 a high level.
- Risk is taken in order to make a higher potential return; the more risk a fund takes, the higher the potential return but the greater the risk of loss.
- The value of the Fund and its return is not guaranteed and may fall as well as rise. You may get back significantly less than you originally invested.

Material risks not adequately captured by the SRRI:

- **Emerging market risk:** Emerging markets tend to be more sensitive to economic and political conditions than developed markets. Other factors include greater liquidity risk, restrictions on investment or transfer of assets, failed/delayed settlement and difficulties valuing securities.
- **Property securities risk:** the Fund invests in the shares of companies that are involved in property (such as real estate investment trusts) rather than in property itself. The value of these investments may fluctuate more than the underlying property assets.
- **Single sector risk:** investing in a single economic sector may be riskier than investing in a number of different sectors. Investing in a larger number of sectors helps to spread risk.
- **Currency risk:** the Fund invests in assets which are denominated in other currencies; changes in exchange rates will affect the value of the Fund and could create losses. Currency control decisions made by governments could affect the value of the Fund's investments and could cause the Fund to defer or suspend redemptions of its shares.

For further information on risks, please refer to the Risk Factors section in the Company's prospectus.

Charges for this Fund

The charges are used to pay the costs of running the Fund, including the costs of marketing and distributing it. These charges reduce the potential growth of your investment.

One-off charges taken before or after you invest	
Entry charge	4.00%
Exit charge	N/A
This is the maximum that might be taken out of your money before it is invested.	
Charges taken from the fund over a year	
Ongoing charge	0.89%
Charges taken from the fund under certain specific conditions	
Performance fee	N/A

The entry and exit charges shown are the maximum you will need to pay. In some cases you might pay less - you can find out the actual entry and exit charges from your financial adviser.

The ongoing charges figure shown here is an estimate of the charges and may vary from year to year. An estimate is being used following our periodic reassessment with effect from 30th June 2024. The figure excludes portfolio transaction costs which are paid from assets of the Fund and performance fees, if any. The next Company annual report for the financial year will include details on the exact charges made.

There are fees for switching between sub-funds. The fee for switching into the Fund is 0.5%.

The fees and expenses are charged against the capital of the Fund. Deducting expenses from capital reduces the potential for capital growth.

Further information can be found in the Buying, Selling and Switching Shares section of the Company's prospectus.

Past performance

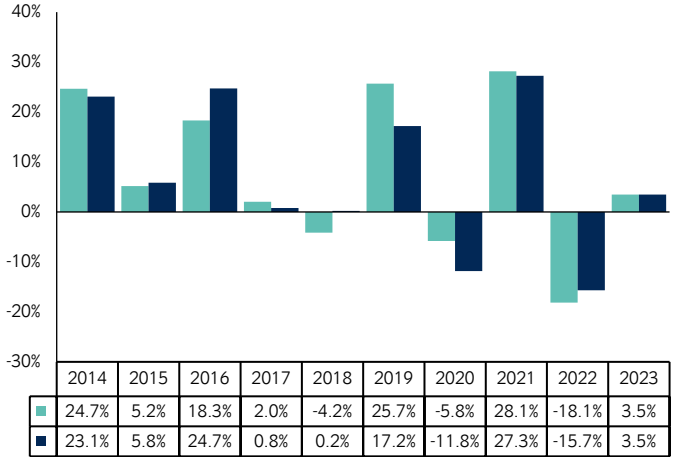

	2014	2015	2016	2017	2018	2019	2020	2021	2022	2023
First Sentier Global Property Securities Fund Class B (Accumulation) GBP	24.7%	5.2%	18.3%	2.0%	-4.2%	25.7%	-5.8%	28.1%	-18.1%	3.5%
FTSE EPRA Nareit Developed Index (GBP)	23.1%	5.8%	24.7%	0.8%	0.2%	17.2%	-11.8%	27.3%	-15.7%	3.5%

Past performance is not a reliable guide to future performance. The past performance shown here includes fees, any reinvested income and tax.

The Fund launched on 12 September 2006.

The Share Class launched on 12 September 2006. The past performance of the Share Class is calculated in GBP.

The past performance of the benchmark is calculated in GBP

The Fund's performance comparison to the Investment Association Sector can be found in the Company's prospectus.

Practical information

Depositary: The Bank of New York Mellon (International) Limited

Further information: The Fund forms part of the First Sentier Investors ICVC (the Company). The prospectus, annual and semi-annual reports of the Company as a whole are available free of charge on firstsentierinvestors.com or by contacting First Sentier Investors, PO Box 404, Darlington, DL1 9UZ. All documents are available in English.

Other practical information: The Fund's share price and other information about the Fund is available at firstsentierinvestors.com. The prospectus, annual and semi-annual reports contain information about all of the sub-funds and share classes of the Company.

Tax legislation: The Fund is subject to UK tax laws. This may have an impact on your personal tax position. For further details, please speak to your tax adviser.

Liability statement: First Sentier Investors (UK) Funds Limited (as management company) may be held liable solely on the basis of any statement contained in this document that is misleading, inaccurate or inconsistent with the relevant parts of the prospectus for the Company.

Fund information: Each sub-fund of the Company is responsible for meeting its own debts. The sub-funds are segregated by law. This means that investments of the Fund cannot be used to pay the debts of the other sub-funds.

You can exchange shares in the Fund for shares in another sub-fund, which is called switching. There may be a charge for switching, as indicated above in 'Charges for this Fund'.

Remuneration: Information on the current remuneration policy of First Sentier Investors (UK) Funds Limited, including a description of how remuneration and benefits are calculated and the identity of persons responsible for awarding the remuneration and benefits, is available at firstsentierinvestors.com. A paper copy of this information is available free of charge upon request from First Sentier Investors, PO Box 404, Darlington, DL1 9UZ .

Sustainability Disclosure Regime: This product does not have a UK sustainability investment label as it does not have an objective to improve or pursue specific positive environmental or social outcomes through the assets it invests in or its investment activities.

This Fund is authorised in the UK and regulated by the Financial Conduct Authority. First Sentier Investors (UK) Funds Limited is authorised and regulated in the UK by the Financial Conduct Authority.

Prior to 22 September 2020 the Company's name was First State Investments ICVC.
This key investor information is accurate as at 02 December 2024.

FRANKLIN TEMPLETON

Key Investor Information

This document provides you with key investor information about this fund. It is not marketing material. The information is required by law to help you understand the nature and the risks of investing in this fund. You are advised to read it so you can make an informed decision about whether to invest.

FTF ClearBridge Global Infrastructure Income Fund

Class W (inc) GBP • ISIN GB00BMF7D779 • A sub-fund of Franklin Templeton Funds

The management company is Franklin Templeton Fund Management Limited which is referred to in this document as the authorised corporate director or "ACD".

For the purposes of the UK Sustainability Disclosure Requirements ("UK SDR"), a sustainable investment label helps investors find funds that have a specific sustainability objective. This Fund does not have a UK sustainable investment label because it does not have a specific sustainability objective.

Objectives and Investment Policy

The Fund aims to generate income and increase in value through investment growth. Over periods of five years, the Fund seeks to achieve an average annual return of OECD G7 Inflation Index + 5.5%, before the deduction of all fees and costs.

There is no guarantee that the Fund will achieve this return over this or any other time period. Capital invested is at risk and you may get back less than you paid in.

Core investment
The Fund invests at least 80% of the Fund's assets in a diverse range of shares of companies listed on the stock exchanges of developed countries. Such companies will operate across a variety of infrastructure sub-sectors, which may include gas, electricity, water, toll-roads, airports, rail and communication.

Other investments
The Fund may also invest in:
• recently issued shares of companies which are not yet listed but which are expected to be listed within 12 months of purchase;
• other transferable securities;
• cash and cash equivalents;
• money market instruments; and
• other collective investment schemes (which may include collective investment schemes operated by the ACD or any of its associates). The Fund may not invest more than 10% in other collective investment schemes.
The Fund can use derivatives for efficient portfolio management (managing the Fund in a way that is designed to reduce risk or cost and/or generate extra income or growth). However, the Fund can introduce more speculative use of derivatives in the future on 60 days' notice to investors. Derivatives are financial contracts whose value is linked to the price of another asset (e.g. indices, interest rates, share prices or currencies). Up to 10% of the Fund may be invested in derivatives and recently issued securities.
While the Fund will normally be invested in accordance with the limits set out above, the Investment Manager has the freedom to invest outside of these limits, sometimes significantly, where the Investment Manager considers that, due to prevailing market conditions, it is in the interests of the Fund and its shareholders to do so.

Geographic locations (where we invest)
The Fund may invest in companies operating anywhere in the world.
Up to 20% of the Fund's assets may be invested in shares of companies, including depositary receipts (a type of listed security which enables investors to hold shares in foreign companies), issued by companies in emerging markets (countries whose economy and financial markets are still developing).

How we select investments (investment strategy)
This Fund is actively managed, which means that the Investment Manager does not copy a benchmark when selecting investments for the Fund. The Fund usually invests in shares of around 30 – 60 companies, although the Investment Manager may invest in fewer or more companies where it considers this to be in the interests of the Fund.

The Investment Manager selects securities based on their potential return and risk characteristics and role in achieving the Fund's investment objective. The portfolio is not constrained by any market index. The Investment Manager seeks to select infrastructure and utility companies which operate under a regulatory regime, or concession arrangement which provides the Investment Manager with a predictable cash flow and minimum yield. In considering yield, the Investment Manager looks at the dividend yield, the dividend per share expectations over a five year period, and the relationship of a company's dividends and cash flows, over an estimated holding period.

ESG (environmental, social, and governance) factors
The Investment Manager integrates financial and non-financial considerations in its assessment of a prospective investment. In selecting the Fund's investments, the Investment Manager assesses prospective investments against various ESG factors, depending on the sector of the investee company. These ESG factors are used to inform the Investment Manager's wider assessment of the value and financial attractiveness of each potential investment and exposures are adjusted accordingly. The Investment Manager may exclude investments depending on their assessment of ESG factors. In addition, the Investment Manager applies automatic exclusions for investments in certain sectors. For more detailed information about how the Investment Manager considers ESG, and a list of exclusions, please see the Fund's 'UK SDR: Consumer Facing Disclosures' available at www.franklintempleton.co.uk/CFD_33767 and the investment objective and policy in the prospectus, available at www.franklintempleton.co.uk/ftfdocuments in the "Additional Documents" tab.

Additional Information
• The Fund's performance can be measured against its performance target. It can also be measured against the FTSE Global Core Infrastructure 50/50 Index, which provides a broad representation of the listed infrastructure industry.
• You may request the sale of your shares in the Fund on any UK business day.
Recommendation: this Fund may not be appropriate for investors who plan to withdraw their money within five years.

For the income share class shown in this document, dividend income is distributed to investors.

Terms to Understand

Shares of companies (equities): securities that represent an ownership stake in a company.

Transferable securities: investments such as shares or debt that can be bought and sold between investors.

Risk and Reward Profile

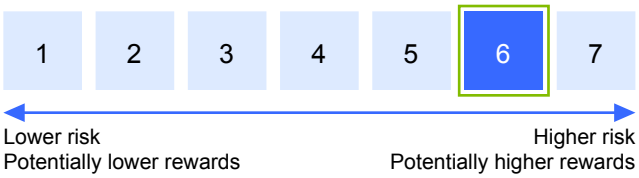

What does this indicator mean and what are its limits?

This indicator is designed to provide you with a measure of the price movement of this share class based on historical behavior.

Historical data may not be a reliable indication of the future risk profile of the Fund. The category shown is not guaranteed to remain unchanged and may shift over time.

The lowest category does not mean risk free.

Why is the Fund in this specific category?

The Fund does not offer any capital guarantee or protection and you may not get back the amount invested. The Fund is in its risk/reward category because a concentrated investment (the Fund holds fewer investments than many other funds) in shares of infrastructure companies from various countries and sectors have historically been subject to relatively large fluctuations in value. As a result, the performance of the Fund can fluctuate significantly over relatively short time periods.

Risks materially relevant not adequately captured by the indicator:

Concentration risk: the risk that arises when a fund invests in relatively few holdings, few sectors or a restricted geographic area. Performance may be more volatile than a fund with a greater number of securities.
Investment in infrastructure: The fund invests in shares of infrastructure companies, and the value of these shares can be negatively affected by economic or regulatory occurrences affecting their industries. Investments in new infrastructure projects carry risks where they may not be completed within the budget, agreed timeframe or specifications. Operational and supply disruptions can also have a negative effect on the value of the company's shares.
Derivative instruments risk: the risk of loss in an instrument where a small change in the value of the underlying investment may have a larger impact on the value of such instrument. Derivatives may involve additional liquidity, credit and counterparty risks.

Emerging markets risk: the risk related to investing in countries that have less developed political, economic, legal and regulatory systems, and that may be impacted by political/economic instability, lack of liquidity or transparency, or safekeeping issues.
Equity risk: prices of equities may be affected by factors such as economic, political, market, and issuer-specific changes. Such changes may adversely affect the value of the equities regardless of company-specific performance.
Foreign currency risk: the risk of loss arising from exchange-rate fluctuations or due to exchange control regulations.
Liquidity risk: the risk that arises when adverse market conditions affect the ability to sell assets when necessary. Such risk may be triggered by (but not limited to) unexpected events such as environmental disasters or pandemics. Reduced liquidity may have a negative impact on the price of the assets.
For a full discussion of all the risks applicable to this Fund, please refer to the "Risk Factors" section of the current prospectus of Franklin Templeton Funds.

Charges

One-off charges taken before or after you invest	
Entry charge	0.00%
Exit charge	0.00%
This is the maximum that might be taken out of your money before it is invested (in the case of the entry charge) or before money is paid out to you when you sell shares in the Fund (in the case of the exit charge).	
Charges taken from the Fund over a year	
Ongoing charges	0.82%
Charges taken from the Fund under certain specific conditions	
Performance fee	Not applicable

The ongoing charges figure is based on the expenses for the Fund for the year to October 2024 and it may vary from year to year. It is an estimate of the charges made to the Fund over a year to cover the costs of managing, operating, and distributing the Fund. Charges are deducted from the value of the assets held by the Fund and are reflected in the daily price that is used to buy and sell shares in the Fund. These charges reduce the potential growth of your investment and/or the income paid from it. For example, a Fund with an ongoing charges figure of 0.5%, means that an investor would pay £5 in charges over the course of a year for every £1,000 they had invested. Please note that the ongoing charge excludes some other costs (such as those incurred by the Fund when buying and selling securities) so total costs paid by investors each year may be slightly higher than the ongoing charges figure.
For detailed information about charges, please refer to the "Fees and Charges" section of the current prospectus of Franklin Templeton Funds and the Fund's annual report for details on the exact charges made.

Past Performance

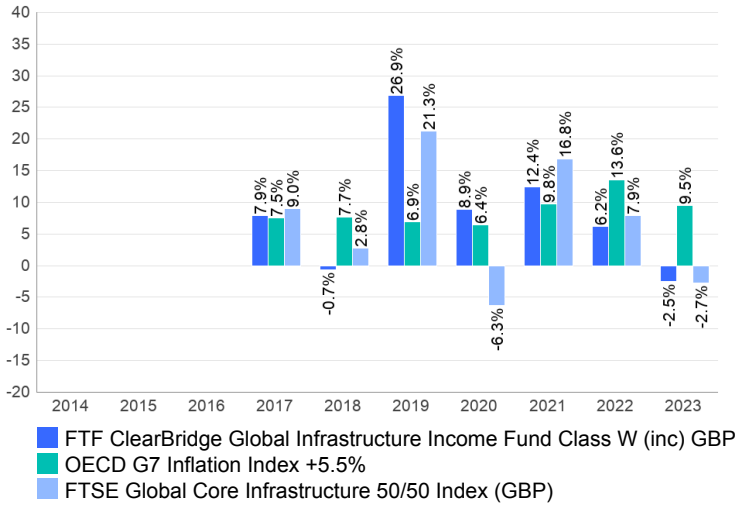

- Past performance is not a guide to future performance.
- The past performance shown here includes all the ongoing charges.
- Past performance is calculated in GBP.
- The Fund was launched on 16 September 2022 to receive the assets of FTF ClearBridge Global Infrastructure Income Fund, which was a sub-fund of Franklin Templeton Funds II - another UK UCITS Scheme managed by the ACD (the "merging fund"), which was very similar to the Fund. More information about the merger is available on our website. Because of the similarities between the merging fund and the Fund, we have used the past performance of Class X Inc. GBP in the merging fund for the period from the start of the performance chart up to the launch date of the Fund.

Practical Information

- The Depositary of Franklin Templeton Funds is The Bank of New York Mellon (International) Limited.
- You can obtain further information about the Fund, copies of its prospectus and the latest annual and semi-annual reports of Franklin Templeton Funds from the website www.franklintempleton.co.uk or free of charge from Franklin Templeton Fund Management Limited, Cannon Place, 78 Cannon Street, London EC4N 6HL or your financial adviser. These documents are each available in English.
- The latest prices and other practical information on the Fund (including information about the other share classes of the Fund) are available from Franklin Templeton Fund Management Limited, Cannon Place, 78 Cannon Street, London EC4N 6HL or www.franklintempleton.co.uk.
- Please note that the United Kingdom taxation regime may have an impact on your personal tax position. Please consult your financial or tax adviser before deciding to invest.
- Franklin Templeton Fund Management Limited may be held liable solely on the basis of any statement contained in this document that is misleading, inaccurate or inconsistent with the relevant parts of the prospectus of the Fund.
- The Fund is a sub-fund of Franklin Templeton Funds. The prospectus and the annual and semi-annual reports refer to all sub-funds of Franklin Templeton Funds. All sub-funds of Franklin Templeton Funds have segregated assets and liabilities. As a result, each sub-fund is operated independently from each other.
- You may exchange your shares in the Fund for shares in another sub-fund of Franklin Templeton Funds as further described in the prospectus.
- The details of the up-to-date remuneration policy, including, but not limited to, a description of how remuneration and benefits are calculated, the identity of persons responsible for awarding the remuneration and benefits including the composition of the remuneration committee, are available at www.franklintempleton.co.uk and a paper copy can be obtained free of charge. If you need any additional support to help you understand this document or any of our communications, please let the Client Services team know, and they will do their best to help you. The Client Services team can be contacted: by email to enquiries@franklintempleton.co.uk; by telephone on 0800 305 306, or +44 20 7073 1843 if you are outside the UK; by writing to us, at: Franklin Templeton, PO Box 24064, Edinburgh, EH3 1EX.

This Fund is authorised in the United Kingdom and is regulated by the Financial Conduct Authority. Franklin Templeton Fund Management Limited is authorised in the United Kingdom and is regulated by the Financial Conduct Authority.
This key investor information is accurate as at 02/12/2024.

Purpose

This document provides you with key information about this investment product. It is not marketing material. The information is required by law to help you understand the nature, risks, costs, potential gains and losses of this product and to help you compare it with other products.

Product

Goldman Sachs India Equity Portfolio (the "**Portfolio**"), a sub-fund of Goldman Sachs Funds SICAV (the "**Fund**"), Class R Shares (GBP)
ISIN: LU0858290173

Goldman Sachs Asset Management B.V. is the PRIIP manufacturer of the Fund (the "**Manufacturer**") and forms part of Goldman Sachs group of companies.

Consult: https://www.gsam.com/content/gsam/uk/en/advisers/about-gsam/contact-us.html or call GSAM European Shareholder Services at +44 20 7774 6366 for more information.

The Dutch Authority for the Financial Markets is responsible for supervising the Manufacturer in relation to this Key Information Document.

The Manufacturer is authorised in the Netherlands and regulated by the Dutch Authority for the Financial Markets, and relies on passporting rights under the UCITS Directive to manage the Fund on a cross-border basis and to market the Fund within the European Union.

This Fund is authorised in Luxembourg.

This Key Information Document is dated 27/11/2024.

What is this product?

Type

Goldman Sachs Funds is an undertaking for collective investment organised under the laws of the Grand Duchy of Luxembourg organised as a société d'investissement à capital variable (S.I.C.A.V.) and qualifies as a UCITS. The Fund is registered pursuant to Part I of the Law of 17 December 2010 and is established as an "umbrella structure" comprised of a number of Portfolios. You are purchasing a class of shares in the Portfolio.

Term

The term of the Portfolio and of the share class is unlimited and therefore there is no maturity date. The Manufacturer may not unilaterally terminate the Portfolio, however, the board of directors of the Fund and/or the investors of the Portfolio may in certain circumstances set out in the Prospectus and constitutive document of the Fund, unilaterally terminate the Fund, the Portfolio and/or the share class. Cases of automatic termination may be foreseen by laws and regulations applicable to the Fund.

Objectives

The Portfolio seeks to provide capital growth over the longer term.

The Portfolio will mostly hold shares or similar instruments relating to Indian companies. Such companies are either based in or earn most of their profits or revenues from India. The Portfolio may also invest in companies which are based anywhere in the world.

The Portfolio will not invest more than 33% of its assets in bonds issued by corporate or government entities, convertibles (securities that can be converted into other types of securities), money market instruments and non-share related instruments.

The Portfolio may use derivative instruments for efficient portfolio management purposes, to help manage risks and for investment purposes in order to seek to increase return. A derivative instrument is a contract between two or more parties whose value depends on the rise and fall of other underlying assets.

Shares in the Portfolio may be redeemed daily (on each business day) on demand.

The Portfolio is actively managed and references the MSCI India IMI Index (Net TR) (GBP) (the "Benchmark") for the purposes of setting discretionary internal risk thresholds which may reference deviations from the Benchmark.

The Investment Adviser has full discretion over the composition of the assets in the Portfolio. While the Portfolio will generally hold assets that are components of the Benchmark, it can invest in such components in different proportions, and it can hold assets which are not components of the Benchmark. Therefore returns may deviate materially from the performance of the specified reference Benchmark.

The Portfolio promotes environmental and/or social characteristics and, while it does not have a sustainable investment objective, it will hold a minimum proportion of sustainable investments as further detailed in the pre contractual disclosure for the Portfolio contained within the Prospectus.

As part of its investment process, the Investment Adviser will implement a multi-strategy approach to ESG which may consist of the application of exclusionary screens and the integration of ESG factors alongside traditional factors.

Income (net of expenses) is distributed on an annual basis.

The Portfolio currency is USD. The share class currency is GBP.

The return of the Portfolio depends on the performance of the Portfolio, which is directly related to the performance of its investments. The risk and reward profile of the Portfolio described in this key information document assumes that you hold your investments in the Portfolio for at least the Recommended Holding Period as set out below under the heading "How long should I hold it and can I take money early out.

Please see the section "How long should I hold it and can I take money out early?" below for additional details (including restrictions and/or penalties) on the ability to redeem your investment in the Fund.

For full investment objective and policy details see the Prospectus.

Intended retail investor

Shares in the Portfolio are suitable for any investor (i) for whom an investment in the Portfolio does not constitute a complete investment program; (ii) who fully understands and is willing to assume that the Portfolio has a risk of 4 out of 7, which is medium risk class; (iii) who is neither a U.S. Person nor subscribing for Shares on behalf of one or more U.S. Persons; (iv) who understands that they may not recover the invested amount; and (v) who are looking for medium term investment. The investor could be using an execution only platform and acting without any advice from an investment professional.

Depositary: State Street Bank International GmbH Luxembourg Branch

Further Information: The Prospectus, annual and semi-annual reports and latest share price are available free of charge from the Fund's registered office, the Manager, administrator or the Portfolio's distributors. The Prospectus is available in English, French, German, Italian and Spanish. This document is for a single Portfolio of the Fund and the Prospectus, annual and semi-annual reports is for the entire Fund. The Fund is an investment company with segregated liability between portfolios under Luxembourg law. Therefore, the assets of the Portfolio you have invested in should not be used to pay the liabilities of other portfolios. However, this has not been tested in other jurisdictions.

What are the risks and what could I get in return?

Risk indicator

1	2	3	**4**	5	6	7

Lower risk ← → Higher risk

The risk indicator assumes you keep the product for the Recommended Holding Period of 5 years.
The actual risk can vary significantly if you cash in at an early stage and you may get back less.

The summary risk indicator is a guide to the level of risk of this product compared to other products. It shows how likely it is that the product will lose money because of movements in the markets or because the Portfolio is not able to pay you.
We have classified this Portfolio as 4 out of 7, which is a medium risk class. This rates the potential losses from future performance at a medium level, and poor market conditions could impact the Portfolio 's capacity to pay you.
Be aware of currency risk. In some circumstances, you may receive payments in a different currency, so the final return you will get depend on the exchange rate between the two currencies. This risk is not considered in the indicator shown above.
Other Material Risks relevant to the Portfolio not included in the summary risk indicator are set out in the Prospectus.
This product does not include any protection from future market performance so you could lose some or all of your investment.
If the Fund is not able to pay you what is owed, you could lose your entire investment.

Performance Scenarios

What you will get from this product depends on future market performance. Market developments in the future are uncertain and cannot be accurately predicted.
The unfavourable, moderate, and favourable scenarios shown are illustrations using the worst, average, and best performance of the product over the last 10 years. Markets could develop very differently in the future.

Recommended holding period:		**5 years**	
Example Investment:		**£10000**	
		If you exit after 1 year	**If you exit after 5 years**
Scenarios			
Minimum	There is no minimum guaranteed return if you exit before 5 years. You could lose some or all of your investment.		
Stress	**What you might get back after costs**	£1550	£1540
	Average return each year	-84.50%	-31.21%
Unfavourable	**What you might get back after costs**	£6990	£9960
	Average return each year	-30.10%	-0.08%
Moderate	**What you might get back after costs**	£10510	£15870
	Average return each year	5.10%	9.68%
Favourable	**What you might get back after costs**	£15720	£20990
	Average return each year	57.20%	15.99%

The figures shown include all the costs of the product itself, but may not include all the costs that you pay to your advisor or distributor. The figures do not take into account your personal tax situation, which may also affect how much you get back.
The stress scenario shows what you might get back in extreme market circumstances.
Unfavourable scenario: this type of scenario occurred for an investment between 2015 and 2020.
Moderate scenario: this type of scenario occurred for an investment between 2017 and 2022.
Favourable scenario: this type of scenario occurred for an investment between 2019 and 2024.

What happens if Goldman Sachs Asset Management B.V. is unable to pay out?

You may not face a financial loss due to the default of the Manufacturer.
The assets of the Portfolio and the Fund are held in safekeeping by its Depositary. In the event of the insolvency of the Manufacturer, the Fund's assets in the safekeeping of the Depositary will not be affected. However, in the event of the Depositary's insolvency, or someone acting on its behalf, the Fund may suffer a financial loss. However, this risk is mitigated to a certain extent by the fact the Depositary is required by law and regulation to segregate its own assets from the assets of the Fund. The Depositary will also be liable to the Fund for any loss arising from, among other things, its negligence, fraud or intentional failure properly to fulfil its obligations (subject to certain limitations as set out in the agreement with the Depositary).
Losses are not covered by an investor's compensation or guaranteed scheme.

What are the costs?

The person advising on or selling you this product may charge you other costs. If so, this person will provide you with information about these costs and how they affect your investment. If the Portfolio is a part of another product, for example a unit-linked insurance, there may be additional costs for that product.

Costs over Time

The tables show the amounts that are taken from your investment to cover different types of costs. These amounts depend on how much you invest and how long you hold the product. The amounts shown here are illustrations based on an example investment amount and different possible investment periods.
We have assumed:

- In the first year you would get back the amount that you invested (0 % annual return). For the other holding periods we have assumed the product performs as shown in the moderate scenario
- GBP 10,000.00 is invested

	If you exit after 1 year	If you exit after 5 years
Total costs	£674	£1883
Annual cost impact (*)	6.7%	2.5% each year

(*) This illustrates how costs reduce your return each year over the holding period. For example it shows that if you exit at the recommended holding period your average return per year is projected to be 12.2% before costs and 9.7% after costs.
These figures include the maximum distribution fee that the person selling you the product may charge. This person will inform you of the actual distribution fee.

Composition of Costs

One-off costs upon entry or exit		If you exit after 1 year
Entry costs	5.50% of the amount you pay in when entering this investment.	Up to £550
Exit costs	We do not charge an exit fee for this product, but the person selling you the product may do so.	£0
Ongoing costs taken each year		
Management fees and other administrative or operating costs	1.04% of the value of your investment per year. This percentage is based on actual costs over the last year.	£104
Transaction costs	0.20% of the value of your investment per year. This is an estimate of the costs incurred when we buy and sell the underlying investments for the product. The actual amount will vary depending on how much we buy and sell.	£20
Incidental costs taken under specific conditions		
Performance fees (and carried interest)	There is no performance fee for this product.	£0

How long should I hold it and can I take money out early?

Recommended holding period: 5 years.

The Manufacturer considers this to be an appropriate period of time for the Portfolio to be able to implement its strategy and potentially generate returns. This is not a recommendation to redeem your investment after this time and while longer holding periods allow greater time for the Portfolio to implement its strategy, the outcome of any holding period with respect to investment returns is not guaranteed.
Investors may redeem their shares on any Business Day (as defined in the Prospectus) by giving prior written notice as further described in the Prospectus.
Redeeming your shares in the Portfolio before the recommended holding period may be detrimental in terms of your return and may increase the risks associated with your investment, which may lead to the realisation of a loss.

How can I complain?

If you choose to invest in the Portfolio and subsequently have a complaint about it or the conduct of the Manufacturer or any distributor of the Portfolio, you should in the first instance contact the Shareholder Service team at Goldman Sachs Asset Management on +44 207 774 6366, via email at ESS@gs.com, by post Goldman Sachs Asset Management B.V., Prinses Beatrixlaan 35, 2595 AK, The Hague, The Netherlands or by consulting the following website, https://www.gsam.com/content/gsam/uk/en/advisers/about-gsam/contact-us.html. If your complaint is not satisfactorily resolved, you may also complain directly to the Financial Ombudsman Service (www.financial-ombudsman.org.uk).

Other relevant information

This document may not contain all the information you need to make a decision about whether to invest in the Portfolio. You should also consider reviewing the Prospectus, the constitutive document of the Fund and the latest annual report (if available). This information shall be made available to you free of charge by the party providing you with this key information document upon written request.
Further information on past performance over the past 10 years and previous performance scenarios of the share class is available at: https://www.gsam.com/content/gsam/global/en/kiid.html. This includes performance scenario calculations that are updated on a monthly basis.

Key Investor Information

This document provides you with key investor information about this fund. It is not marketing material. The information is required by law to help you understand the nature and the risks of investing in this fund. You are advised to read it so you can make an informed decision about whether to invest.

Investment Fund Services

IFSL Ravenscroft Global Blue Chip Fund Class B Shares

A Sub-fund of the IFSL Ravenscroft OEIC (ISIN Income GB00BZ3T3X22, Accumulation GB00BZ3T3W15)

This Fund is managed by Investment Fund Services Limited (IFSL)

Objectives and Investment Policy

The aim of the Fund is to provide capital growth, that is, to increase the value of your investment, over a minimum of 5 years.

At least 80% of the Fund will be invested globally in the shares of companies.

The Fund is actively managed, which means the Investment Manager decides which investments to buy or sell and when. Investments will be made in large companies whose market capitalisation (the total market value of a company's shares) is in excess of £1billion.

The Fund may invest across a range of developed markets globally with no minimum exposure to any one market or geographical region although no more than 80% will be invested in any one country.

The Investment Manager focuses on high quality companies, typically in North American and European markets, that are expected to benefit from the increase in global population, rising wealth and/or developments in technology.

The size of the holding will be determined by the value offered by a company given its growth prospects. The intention is to hold shares for 3 years or more, although companies may be sold sooner if they no longer fit the Investment Manager's investment philosophy.

The Fund will typically hold a fairly concentrated portfolio of around 35 companies operating in a range of different sectors.

The Fund will normally be fully invested save for an amount to enable ready settlement of liabilities (including redemption of shares) and efficient management of the Fund both generally and in relation to strategic objectives, however may hold higher cash balances (up to 20%) in extreme market conditions.

The Fund may also hold money market instruments (a type of short-term loan) and funds which invest in these instruments for liquidity management purposes.

The Fund may use derivatives and forward transactions linked to exchange rates for the purpose of reducing currency risk, also known as hedging, but it is anticipated this will be infrequent. The Fund seeks to obtain its objective by investing in the equity securities of large and diverse businesses, generally with a market cap in excess of £1billion and operating in multiple geographic locations and/or industry sectors.

The Investment Association (IA), the trade body for UK investment managers, has created a number of 'sectors', as a way of dividing funds into broad groups with similar characteristics.

The Fund's investment policy puts it in the IA Global sector. You may want to assess the Fund's performance compared to the performance of this sector.

The Fund pays income. If you wish to receive this please tell us. If you do not want to receive income you will be given accumulation shares which means income is invested back into the Fund and reflected in the price of your shares.

You can buy or sell all or part of your investment on any business day subject to the minimum holding requirements.

Risk and Reward Profile

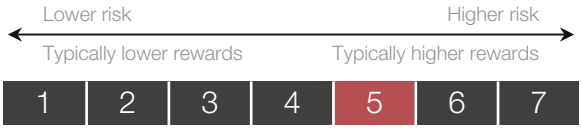

This indicator aims to give you a measure of the price movement of this share class based on past data. It uses historic returns over the last five years. If five years' data is not available, simulated data based on a representative portfolio are used.

Past data may not be a reliable indication of the future risk profile of the Fund. The risk category may change in the future and is not guaranteed. The lowest category does not mean risk free. The value of investments and the income from them may fall as well as rise and you may not get back the amount you originally invested.

This Fund has been measured as 5 because its investments have experienced moderate to high volatility in the past. The Fund's volatility is affected by various risks, including:

The Fund will be exposed to financial markets and market conditions can change rapidly. Prices can move irrationally and be affected unpredictably by diverse factors, including political and economic events.

The Fund will have exposure to overseas markets, either directly or indirectly, and is therefore exposed to currency risk. As a result, the value of your investment can be affected by changes in exchange rates.

The Fund has a concentrated portfolio, which means it has greater exposure to a smaller number of assets. Therefore, the performance of a single investment in the Fund has a greater effect on the price of the Fund.

In certain market conditions, the Fund may not be able to sell one or more of its assets for the full value, or at all. This could affect the performance of the Fund and could cause the Fund to defer or suspend redemptions of its shares, meaning investors may not be able to have immediate access to their holdings.

A company that we deal with may renege on its obligations, costing the Fund money.

The Fund may enter into various financial contracts (known as derivatives) in an attempt to protect the value of the Fund's assets or to reduce the costs of investing, although this may not be achieved.

Operational processes, including those related to the safekeeping of assets, may fail. This may result in losses to the Fund, or inconvenience to investors.

Investors are encouraged to read the 'risk factors' section of the Fund's prospectus to find a more extensive list of the risks that apply to this Fund.

Charges

The charges you pay are used to pay the costs of running the Fund, including the costs of marketing and distributing it. These charges reduce the potential growth of your investment. The entry and exit charges shown are maximum figures. In some cases you may pay less - you can find this out from your financial adviser.

The ongoing charges figure is based on expenses as at 31/05/2024. This figure may vary from year to year. It excludes:

- Portfolio transaction costs, except in the case of an entry/exit charge paid by the Fund when buying or selling units in another collective investment undertaking.
  - Portfolio transaction costs, except in the case of an entry/exit charge paid by the Fund when buying or selling units in another collective investment undertaking.

For more information about charges, please see Sections 22 - 24 of the Fund's Prospectus, which is available at www.ifslfunds.com.

One-off charges taken before or after you invest	
Entry Charge	0.00%
Exit Charge	None

This is the maximum that might be taken out of your money before it is invested.

Charges taken from the fund over each year	
Ongoing Charges	0.66%

Charges taken from the fund under certain conditions	
Performance Fee	None

Past Performance

Historic performance to 31 December 2023

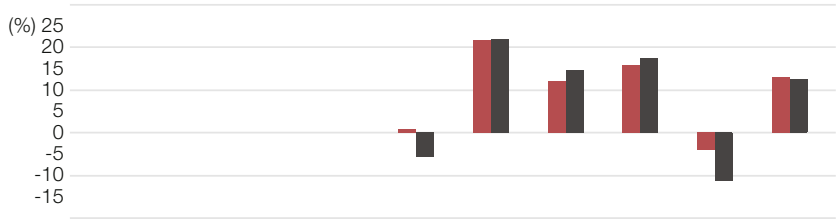

	2014	2015	2016	2017	2018	2019	2020	2021	2022	2023
Fund	–	–	–	–	0.8	21.8	12.0	15.9	-4.1	13.0
Benchmark	–	–	–	–	-5.7	22.0	14.8	17.6	-11.3	12.7

Past performance is not a reliable indicator of future performance; the value of your investment and any income from it can go down as well as up.

Performance returns are based on the net asset value with distributable income reinvested and takes account of all ongoing charges, but not entry and exit charges. The past performance of this share class is calculated in GBP.

This Fund was launched on 3 July 2017.

This share class was launched on 3 July 2017.

Benchmark: IA Global.

Practical Information

If you wish to sell all or part of your investment please write to us at Investment Fund Services Limited, Marlborough House, 59 Chorley New Road, Bolton, BL1 4QP or telephone 0808 178 9321. Your deal will be placed at the next valuation point after we receive your instruction.

The Prospectus, Annual and Half-Yearly Report and Accounts for the Fund are available free of charge at www.ifslfunds.com or by calling 0808 178 9321. The documents are available in English only.

For further details including how to invest please see the Supplementary Information Document which is available at www.ifslfunds.com or call 0808 178 9321.

For further details please see the Fund's Prospectus which is available at www.ifslfunds.com. The Prospectus, Annual and Half-Yearly Reports cover all the Funds within the OEIC.

You may switch to any Fund in the range subject to meeting the investment criteria, please refer to the Prospectus for further details.

The Depositary for the Fund is NatWest Trustee & Depositary Services Limited.

UK taxation may have an impact on your personal tax position.

Fund prices are available on our website www.ifslfunds.com.

The Sub-funds of the OEIC are segregated by law. In the unlikely event of one Sub-fund having debts, the assets of the other funds may not be used to settle these.

Investment Fund Services Limited may be held liable solely on the basis of any statement contained in this document that is misleading, inaccurate or inconsistent with the relevant parts of the Prospectus.

The Remuneration Policy of Investment Fund Services Limited is available from www.ifslfunds.com. This Policy describes how remuneration and benefits are calculated and the governance arrangements in place around these payments. A paper copy of this Policy is also available free of charge upon request.

This Fund is authorised and regulated by the Financial Conduct Authority in the UK.
Investment Fund Services Limited (IFSL) is authorised and regulated by the Financial Conduct Authority in the UK.
This key investor information is accurate as at 30.08.2024.

Key Investor Information

This document provides you with key investor information about this fund. It is not marketing material. The information is required by law to help you understand the nature and the risks of investing in this fund. You are advised to read it so you can make an informed decision about whether to invest.

Investment Fund Services

IFSL Titan Equity Growth T Shares

A Sub-fund of the IFSL Titan OEIC (ISIN Accumulation: GB00BMTQ3W56)

This Fund is managed by Investment Fund Services Limited (IFSL)

Objectives and Investment Policy

The aim of the Fund is to increase in value, over a minimum of 5 years, through a combination of capital growth, which is profit on investments held, and income, which is money paid out of investments such as dividends from shares and interest from bonds.

The Fund is actively managed, which means the Investment Manager decides which investments to buy or sell and when.

At least 80% of the Fund will be invested in a range of global shares of companies, also known as equities, across both developed and emerging markets, with no minimum or maximum exposure to any geographic region. This may include exposure through holdings in investment trusts, funds and ETFs/ETCs, although this will not exceed 10% of the Fund.

Up to 20% of the Fund may have exposure to different asset classes including real assets, for example property and commodities (e.g. gold and oil), government and corporate bonds (both investment grade and sub-investment grade) and money market funds. Any exposure to real assets will only be through investment trusts, funds and ETFs/ETCs.

The Fund may hold up to 20% in cash to enable the ready settlement of liabilities, for the efficient management of the portfolio or in pursuit of the Fund's investment objective.

The Fund may use derivatives (instruments whose returns are linked to another asset, market or other variable factor) to reduce risk in the Fund (also known as hedging). The Fund will not always hold these instruments however at times they may be held for extended periods.

The Investment Manager's style is biased towards the 'quality/growth' approach to stock selection which is where the Investment Manager invests in shares of companies that have the potential to deliver strong returns on capital, have low levels of debt and use their strong cash flow to reinvest in their business, compounding the growth of the company. Whilst their approach is focused on quality/growth orientated companies that display these characteristics over time, the Investment Manager will also choose shares of companies that display such characteristics on a temporary basis but are perceived to be good value.

The Investment Manager uses a screening process that ranks companies based on key financial metrics, that they believe are key for quality growth of companies, and then select the top ranked companies from a universe of over 1500 companies for potential inclusion in the Fund's portfolio. With the final decision on inclusion or exclusion of the qualifying quality/growth companies in the Fund's portfolio being driven by the valuation of each of the companies screened.

The Investment Manager also evaluates the weighting to each industry sector and geographic region to assess whether adjustments to the portfolio are required, based on their view of that area. Based on this view the Investment Manager may adjust the investments held to manage risk or to take advantage of market trends.

The Investment Association (IA), the trade body for UK investment managers, has created a number of 'sectors', as a way of dividing funds into broad groups with similar characteristics.

The Fund's investment policy puts it in the IA Global sector. You may want to assess the Fund's performance compared to the performance of this sector.

Income is not distributed but is rolled up (accumulated) into the value of your investment.

You can buy or sell all or part of your investment on any business day subject to the minimum holding requirements.

Risk and Reward Profile



This indicator aims to give you a measure of the price movement of this share class based on past data. It uses historic returns over the last five years. If five years' data is not available, simulated data based on a representative portfolio are used.

Past data may not be a reliable indication of the future risk profile of the Fund. The risk category may change in the future and is not guaranteed. The lowest category does not mean risk free. The value of investments and the income from them may fall as well as rise and you may not get back the amount you originally invested.

This Fund has been measured as 6 because its investments have experienced high volatility in the past. The Fund's volatility is affected by various risks, including:

The Fund will be exposed to financial markets and market conditions can change rapidly. Prices can move irrationally and be affected unpredictably by diverse factors, including political and economic events.

The Fund may be exposed to the shares of smaller companies which are typically riskier than larger, more established companies. Difficulty in trading may arise, resulting in a negative impact on your investment. Shares in smaller companies may be harder to sell at a desired price and/or in a timely manner, especially in difficult market conditions.

The Fund may be exposed to emerging markets, which are typically riskier than more established markets, as they can involve a higher than average risk due to the volatility of currency exchange rates, limited geographic focus, investment in a smaller number of issues, political and economic instability and less liquid markets. Difficulty in trading may arise, resulting in a negative impact on your investment.

The Fund may be exposed to bonds, the prices of which will be impacted by factors including; changes in interest rates, inflation expectations and perceived credit quality.

The Fund may have exposure to overseas markets, either directly or indirectly, and is therefore exposed to currency risk. As a result, the value of your investment can be affected by changes in exchange rates.

Bonds known as 'sub-investment grade' bonds generally produce a higher level of income, but carry greater risk that the issuer will not be able to pay the income or repay the capital at maturity.

In certain market conditions, the Fund may not be able to sell one or more of its assets for the full value, or at all. This could affect the performance of the Fund and could cause the Fund to defer or suspend redemptions of its shares, meaning investors may not be able to have immediate access to their holdings.

A company that we deal with may renege on its obligations, costing the Fund money.

The Fund may enter into various financial contracts (known as derivatives) in an attempt to protect the value of the Fund's assets or to reduce the costs of investing, although this may not be achieved.

Operational processes, including those related to the safekeeping of assets, may fail. This may result in losses to the Fund, or inconvenience to investors.

Investors are encouraged to read the 'risk factors' section of the Fund's prospectus to find a more extensive list of the risks that apply to this Fund.

Charges

The charges you pay are used to pay the costs of running the Fund, including the costs of marketing and distributing it. These charges reduce the potential growth of your investment. The entry and exit charges shown are maximum figures. In some cases you may pay less - you can find this out from your financial adviser.

The ongoing charges figure is based on expenses as at 30/04/2024. This figure may vary from year to year. It excludes:

- Portfolio transaction costs, except in the case of an entry/exit charge paid by the Fund when buying or selling units in another collective investment undertaking.

For more information about charges, please see Section 24-26 of the Fund's Prospectus, which is available at www.ifslfunds.com.

One-off charges taken before or after you invest

Entry Charge	0.00%
Exit Charge	None

This is the maximum that might be taken out of your money before it is invested.

Charges taken from the fund over each year

Ongoing Charges	0.54%

Charges taken from the fund under certain conditions

Performance Fee	None

Past Performance

As the Fund has no performance data for one complete year, there is insufficient data to provide a useful indication of past performance.

This Fund was launched on 13 March 2023.

This share class was launched on 21 April 2023.

Practical Information

If you wish to sell all or part of your investment please write to us at Investment Fund Services Limited, Marlborough House, 59 Chorley New Road, Bolton, BL1 4QP or telephone 0808 178 9321. Your deal will be placed at the next valuation point after we receive your instruction.

The Prospectus, Annual and Half-Yearly Report and Accounts for the Fund are available free of charge at www.ifslfunds.com or by calling 0808 178 9321. The documents are available in English only.

For further details including how to invest please see the Supplementary Information Document which is available at www.ifslfunds.com or call 0808 178 9321.

For further details please see the Fund's Prospectus which is available at www.ifslfunds.com. The Prospectus, Annual and Half-Yearly Reports cover all the Funds within the OEIC.

You may switch to any Fund in the range subject to meeting the investment criteria, please refer to the Prospectus for further details.

The Depositary for the Fund is NatWest Trustee & Depositary Services Limited.

UK taxation may have an impact on your personal tax position.

Fund prices are available on our website www.ifslfunds.com.

The Sub-funds of the OEIC are segregated by law. In the unlikely event of one Sub-fund having debts, the assets of the other funds may not be used to settle these.

Investment Fund Services Limited may be held liable solely on the basis of any statement contained in this document that is misleading, inaccurate or inconsistent with the relevant parts of the Prospectus.

The Remuneration Policy of Investment Fund Services Limited is available from www.ifslfunds.com. This Policy describes how remuneration and benefits are calculated and the governance arrangements in place around these payments. A paper copy of this Policy is also available free of charge upon request.

Key Investor Information

This document provides you with key investor information about this Fund. It is not marketing material. The information is required by law to help you understand the nature and the risks of investing in this Fund. You are advised to read it so you can make an informed decision about whether to invest.

Invesco Asian Fund (UK) (the "Fund")
A fund of Invesco Far Eastern Investment Series (the "Company")
Z Accumulation share class (ISIN: GB00B8N44Q86) (the "Share Class")

The Fund is managed by Invesco Fund Managers Limited, part of the Invesco Group.

Objectives and Investment Policy

- The objective of the Fund is to achieve long-term (5 years plus) capital growth.
- The Fund invests at least 80% of its assets in shares of companies incorporated, domiciled or carrying out the main part of their economic activity in Asia and Australasia, excluding Japan.
- The Fund may use derivatives (complex instruments) to manage the Fund more efficiently, with the aim of reducing risk, reducing costs and/or generating additional capital or income.
- The Fund has an active investment approach based on stock selection driven by the fund manager's assessment of valuation. The Fund is not constrained by a benchmark and has a flexible approach with no inbuilt bias to country, sector or company size.
- The reference to (UK) in the Fund's name only relates to the Fund's domicile and is unrelated to the Fund's objective and investment policy.
- You can buy, sell and switch shares in the Fund on any Dealing Day (as defined in the Prospectus).
- Any income from your investment will be reinvested.
- Recommendation: The Fund may not be appropriate if you plan to withdraw your money within 5 years.

Risk and Reward Profile

Lower Risk ← → Higher Risk

Typically lower rewards — Typically higher rewards

1	2	3	4	5	**6**	7

- The Share Class is in risk category 6 due to the rises and falls of its price or simulated data in the past.
- As the Share Class' risk category has been calculated using historical data, it may not be a reliable indication of the Share Class' future risk profile.
- The risk category may change in the future and is not guaranteed.
- The lowest category does not mean a risk free investment.

Other Risks

- The value of investments and any income will fluctuate (this may partly be the result of exchange rate fluctuations) and you may not get back the full amount invested. Over time, inflation may erode the value of investments.
- The Fund invests in emerging and developing markets, where there is potential for a decrease in market liquidity, which may mean that it is not easy to buy or sell securities. There may also be difficulties in dealing and settlement, and custody problems could arise.
- The Fund may use Stock Connect to access China A Shares traded in mainland China. This may result in additional liquidity risk and operational risks including settlement and default risks, regulatory risk and system failure risk.
- The Fund may use derivatives (complex instruments) in an attempt to reduce the overall risk of its investments, reduce the costs of investing and/or generate additional capital or income, although this may not be achieved. The use of such complex instruments may result in greater fluctuations of the value of the Fund. The Manager, however, will ensure that the use of derivatives within the Fund does not materially alter the overall risk profile of the Fund.
- The Fund's performance may be adversely affected by variations in the relative strength of world currencies or if Sterling strengthens against those currencies.
- A more detailed description of risk factors that apply to this Fund is set out in Section 29 of the Prospectus.

Charges

The charges you pay are used to pay the costs of running the Fund, including the costs of marketing and distributing it. These charges reduce the potential growth of your investment.

One-off charges taken before or after you invest	
Entry charge	None
Exit charge	None
Any charges shown above are the maximum that might be taken out of your money before it is invested.	
Charges taken from the Share Class over a year	
Ongoing charge	0.90%
Charges taken from the Share Class under certain specific conditions	
Performance fee	None

- The ongoing charge figure reflects the fund management fee, a fixed fee. The figure excludes indirect ongoing costs and portfolio transaction costs.
- For a full breakdown of the fund's charges please see the Costs and Charges document on our website: www.invesco.com/uk/icvc-charges
- In addition to the charges set out in the charges section, the fund will incur portfolio transaction costs which are paid from the assets of the fund. These may have a material impact on your returns.

Past Performance

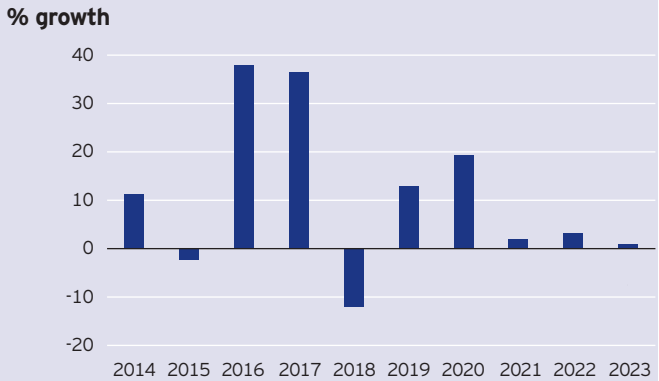

	2014	2015	2016	2017	2018	2019	2020	2021	2022	2023
Share Class	11.3	-2.4	37.9	36.4	-12.1	13.0	19.4	2.0	3.3	0.9

- Fund launch date: 10 February 1990.
- Share Class launch date: 12 November 2012.
- The base currency of the Fund is Sterling.
- Performance figures are calculated in Sterling.
- Performance figures are calculated inclusive of reinvested income and net of the ongoing charge and portfolio transaction costs.
- Past performance is not a guide to future returns.

Practical Information

- Depositary: Citibank UK Limited
- The UK tax regime may have an impact on your personal tax position.
- Invesco Fund Managers Limited may be held liable solely on the basis of any statement contained in this document that is misleading, inaccurate or inconsistent with the relevant parts of the Prospectus.
- The Company is structured by having different funds. The assets and liabilities of each fund are segregated by UK Law. As a consequence the assets of the Fund will not be available to meet the liabilities of another fund within the Company.
- You are entitled to switch from this Fund to another fund within the Invesco ICVC fund range on request.
- More share classes are available for this Fund. You can find more information on our website.
- You can check the latest price for this Share Class on our website.
- Information on our remuneration policy is available on our website and can be obtained, free of charge, upon request.
- Further details can be found in the Prospectus and the Annual and Interim Reports, which can be obtained in English, free of charge, from www.invesco.com/UK or by calling us on 0800 085 8677.

This Fund is authorised in the United Kingdom and regulated by the Financial Conduct Authority.
Invesco Fund Managers Limited is authorised in the United Kingdom and regulated by the Financial Conduct Authority.
This Key Investor Information is accurate as at 20 February 2024.

1443460_9/PDF/200224

iShares by BlackRock

KEY INVESTOR INFORMATION

This document provides you with key investor information about this Fund. It is not marketing material. The information is required by law to help you understand the nature and risks of investing in this Fund. You are advised to read it so you can make an informed decision about whether to invest.

iShares 100 UK Equity Index Fund (UK)

A sub-fund of BlackRock Collective Investment Funds

Class D Accumulating GBP

ISIN: GB00B7W4GQ69

Manager: BlackRock Fund Managers Limited

Objectives and Investment Policy

- The Fund aims to provide a return on your investment (generated through an increase in the value of the assets held by the Fund) by tracking closely the performance of the FTSE 100 Index, the Fund's benchmark index.
- The Fund invests in equity securities (e.g. shares) of companies that make up the benchmark index.
- The benchmark index measures the performance of equity securities of the largest 100 companies listed in the United Kingdom. The benchmark index is a free float-adjusted market capitalisation weighted index. Free float-adjusted means that only shares readily available in the market rather than all of a company's issued shares are used in calculating the benchmark index. Free float-adjusted market capitalisation is the share price of a company multiplied by the number of shares readily available in the market.
- The Fund is passively managed and the investment manager has limited discretion to select the Fund's investments and in doing so will take into consideration the benchmark index.
- The Fund intends to replicate the benchmark index by holding the equity securities, which make up the benchmark index, in similar proportions to the benchmark index.
- The Fund may also engage in short term secured lending of its investments to certain eligible third parties. This is used as a means of generating additional income and to off-set the costs of the Fund.
- Recommendation: This Fund may not be appropriate for short-term investment.
- Your units will be accumulating units (i.e. dividend income will be included in their value).
- Your units will be denominated in Sterling, the Fund's base currency.
- You can buy and sell your units daily. The minimum initial investment for this unit class is £100,000.

For more information on the Fund, share/unit classes, risks and charges, please see the Fund's prospectus, available on the product pages at www.blackrock.com

Risk and Reward Profile

Lower risk						Higher risk
Typically lower rewards						Typically higher rewards
1	2	3	4	5	**6**	7

- This indicator is based on historical data and may not be a reliable indication of the future risk profile of the Fund.
- The risk category shown is not guaranteed and may change over time.
- The lowest category does not mean risk free.
- The Fund is rated six due to the nature of its investments which include the risks listed below. These factors may impact the value of the Fund's investments or expose the Fund to losses.
  - Investment risk is concentrated in specific sectors, countries, currencies or companies. This means the Fund is more sensitive to any localised economic, market, political, sustainability-related or regulatory events.
  - The value of equities and equity-related securities can be affected by daily stock market movements. Other influential factors include political, economic news, company earnings and significant corporate events.
- Particular risks not adequately captured by the risk indicator include:
  - Counterparty Risk: The insolvency of any institutions providing services such as safekeeping of assets or acting as counterparty to derivatives or other instruments, may expose the Fund to financial loss.

Charges

The charges are used to pay the costs of running the Fund, including the costs of marketing and distributing it. These charges reduce the potential growth of your investment.

The entry and exit charges shown are maximum figures. In some cases you might pay less. Please refer to your financial advisor or the distributor for the actual entry and exit charges.

*Subject to a charge of up to 2% paid into the Fund where the Manager suspects excessive trading by an investor.

The ongoing charges figure is based on expenses for the twelve month period ending 31 December 2023. This figure may vary from year to year. It excludes portfolio trade-related costs, except costs paid to the custodian and any entry/exit charge paid to an underlying collective investment scheme (if any).

** To the extent the Fund undertakes securities lending to reduce costs, the Fund will receive 62.5% of the associated revenue generated and the remaining 37.5% will be received by BlackRock as the securities lending agent. As securities lending revenue sharing does not increase the costs of running the Fund, this has been excluded from the ongoing charges.

One-off charges taken before or after you invest	
Entry Charge	None
Exit Charge	None*

This is the maximum that might be taken out of your money before it is invested or before proceeds of your investments are paid out.

Charges taken from the Fund over each year	
Ongoing Charges	0.06%**
Charges taken from the Fund under certain conditions	
Performance Fee	None

Past Performance

Past performance is not a guide to future performance.

The chart shows the Fund's annual performance in GBP for each full calendar year over the period displayed in the chart. It is expressed as a percentage change of the Fund's net asset value at each year-end. The Fund was launched in 2012. The unit class was launched in 2012.

Performance is shown after deduction of ongoing charges. Any entry/exit charges are excluded from the calculation.

†[1]FTSE 100 Index (GBP)

As of 31 December 2014, the Benchmark Index converted from a close of business valuation to a midday valuation. Historic performance of the Benchmark has been simulated by the Benchmark provider and such data is used for the purposes of demonstrating historic performance in the "Past Performance" table from 31 July 2009 or from the launch of the share class if later.

Historic performance to 31 December 2023

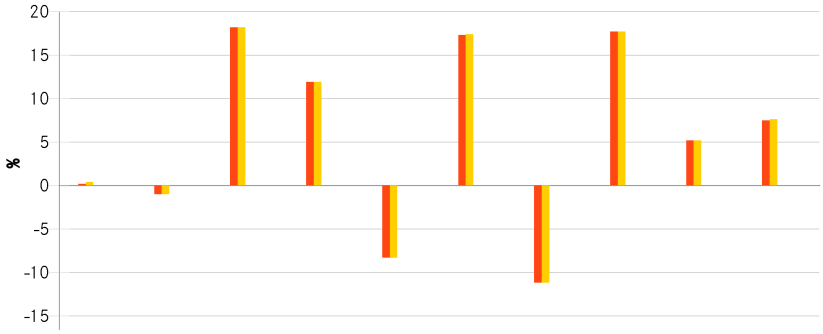

	2014	2015	2016	2017	2018	2019	2020	2021	2022	2023
Fund	0.2	-1.0	18.2	11.9	-8.3	17.3	-11.2	17.7	5.2	7.5
Target †[1]	0.4	-1.0	18.2	11.9	-8.3	17.4	-11.2	17.7	5.2	7.6

Practical Information

- The trustee and depositary of the Fund is The Bank of New York Mellon (International) Limited, which also acts as custodian.
- Further information about the Fund can be obtained from the latest annual report and half-yearly reports of the BlackRock Collective Investment Funds (BCIF). These documents are available free of charge in English. These can be found, along with other information, such as unit prices, on the BlackRock website at www.blackrock.com, on the iShares website at www.ishares.com or by calling Investor Services on 0800 44 55 22.
- Investors should note that the tax legislation that applies to the Fund may have an impact on the personal tax position of your investment in the Fund.
- The Fund is a sub-fund of BCIF, an umbrella structure comprising different sub-funds. This document is specific to the Fund and unit class stated at the beginning of this document. However, the prospectus, annual and half-yearly reports are prepared for the umbrella.
- BlackRock Fund Managers Limited may be held liable solely on the basis of any statement contained in this document that is misleading, inaccurate or inconsistent with the relevant parts of the Fund's prospectus.
- The assets of the Fund are held on trust for its unitholders under English trust law which means that its assets cannot be used to discharge the liabilities of other sub-funds within BCIF. In addition, the Fund's assets are held separately from the assets of other sub-funds.
- Investors may switch their units in the Fund for units in another sub-fund within BCIF, subject to meeting certain conditions as set out in the prospectus.
- The Remuneration Policy of the Management Company, which describes how remuneration and benefits are determined and awarded, and the associated governance arrangements, is available at www.blackrock.com/Remunerationpolicy or on request from the registered office of the Management Company.

KEY INVESTOR INFORMATION
This document provides you with Key Investor Information about this Fund. It is not marketing material. The information is required by law to help you understand the nature and the risks of investing in this Fund. You are advised to read it so you can make an informed decision about whether to invest.

Janus Henderson
INVESTORS

Janus Henderson

European Smaller Companies Fund Class I Acc ISIN: GB0007476426

A sub-fund of Janus Henderson UK & Europe Funds, a UK OEIC managed by Janus Henderson Fund Management UK Limited.
Fund Currency: GBP Share Class Currency: GBP

Objective and investment policy

Objective

The Fund aims to provide capital growth over the long term (5 years or more).

Investment policy

The Fund invests at least 80% of its assets in shares (also known as equities) of smaller companies, in any industry, in Europe (excluding UK). Companies will be incorporated, headquartered, listed on an exchange in, or deriving significant revenue from, this region.

The Fund may also invest in other assets including cash.

The Investment Manager may use derivatives (complex financial instruments) to reduce risk or to manage the Fund more efficiently.

The Fund is actively managed. The MSCI Europe ex UK Small Cap Index is broadly representative of the companies in which the Fund may invest and can provide a useful comparator for assessing the Fund's performance. The Investment Manager has discretion to choose investments for the Fund with weightings different to the index or not in the index.

As an additional means of assessing the performance of the Fund, the IA European Smaller Companies sector average, which is based on a peer group of broadly similar funds, may also provide a useful comparator.

Strategy

The Investment Manager focuses on meetings and calls with company management, along with the use of quantitative filters, to identify potential companies for investment. Emphasis is placed on the robustness of a company's business model, an analysis of what drives the business, its competitive advantages and the sustainability of returns. The Fund maintains a well-diversified portfolio of companies which generally fall within the bottom 25% of their relevant market by way of size. The liquidity of any stock (the degree to which shares can be quickly bought or sold in the market at a price reflecting its intrinsic value) is important in determining whether to invest and the size of the holding for the Fund.

Distribution policy The Fund offers accumulation shares (shares in which net income is retained within the price).

Recommendation This Fund may not be appropriate for investors who plan to withdraw their money within 5 years.

The Fund is designed to be used only as one component of several in a diversified investment portfolio. Investors should consider carefully the proportion of their portfolio invested into this Fund.

You can buy, sell or switch shares in the Fund on any dealing day and according to certain restrictions, both defined in detail in the Company's Prospectus.

For an explanation of some of the terms used in this document, please visit the glossary on our website at www.janushenderson.com.

Risk and reward profile

Potentially lower reward						Potentially higher reward
Lower risk						Higher risk
1	2	3	4	5	**6**	7

The value of an investment and any income from it can go up or down. When you sell your shares they may be worth less than you paid for them.

The rating above is based on the historic volatility of the share class. Historic data may not be a reliable indication of the future risk profile of the Fund. The rating is not guaranteed and may change over time.

The share class appears at 6 out of 7. Share classes in higher categories have shown greater and/or more frequent variations in Net Asset Value in the past five years than those in lower categories. The lowest category does not mean risk free.

Other material risks not captured by the rating:

Equities Shares/Units can lose value rapidly, and typically involve higher risks than bonds or money market instruments. The value of your investment may fall as a result.

Smaller Companies Shares of small and mid-size companies can be more volatile than shares of larger companies, and at times it may be difficult to value or to sell shares at desired times and prices, increasing the risk of losses.

Country or Region If a Fund has a high exposure to a particular country or geographical region it carries a higher level of risk than a Fund which is more broadly diversified.

Derivatives The Fund may use derivatives with the aim of reducing risk or managing the portfolio more efficiently. However this introduces other risks, in particular, that a derivative counterparty may not meet its contractual obligations.

Exchange Rates If the Fund holds assets in currencies other than the base currency of the Fund, or you invest in a share/unit class of a different currency to the Fund (unless hedged, i.e. mitigated by taking an offsetting position in a related security), the value of your investment may be impacted by changes in exchange rates.

Liquidity Securities within the Fund could become hard to value or to sell at a desired time and price, especially in extreme market conditions when asset prices may be falling, increasing the risk of investment losses.

Counterparty Risk and Operational Risk The Fund could lose money if a counterparty with which the Fund trades becomes unwilling or unable to meet its obligations, or as a result of failure or delay in operational processes or the failure of a third party provider.

For more information please see the Company's Prospectus.

Charges

The charges you pay are used to pay the costs of running the Fund, including the costs of managing and distributing it. These charges reduce the potential growth of your investment.

If you invest through a third party provider you are advised to consult them directly as charges, performance and terms and conditions may differ materially to those shown in this document.

One-off charges taken before or after you invest*

Entry Charge	0.00%
Exit Charge	0.00%**

* The charges shown are maximum figures. In some cases you may pay less.

** Subject to a charge of up to 3.00% where the Manager suspects excessive trading by an investor (and specifically on subscriptions held for less than 90 days).

Charges taken from the Fund over a year

Ongoing Charges	0.89%

Following recent changes to the GAC ("General Administration Charge"), an estimated OCF has been calculated which is more indicative of future costs.

The figure for ongoing charges excludes portfolio transaction costs, except in the case of an initial charge paid by the Fund when buying shares or units in another Fund.

For more information about Charges please see the Company's Prospectus.

Past performance

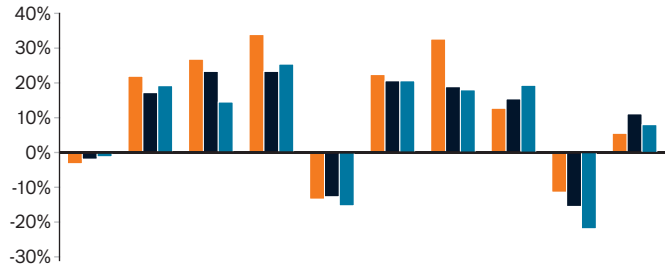

Year	2014	2015	2016	2017	2018	2019	2020	2021	2022	2023
Performance (%)										
Class I Acc (Net of Charges)	-3.2	21.9	26.8	33.9	-13.4	22.4	32.6	12.7	-11.4	5.5
MSCI Europe ex UK Small Cap Index*	-1.9	17.2	23.3	23.3	-12.7	20.6	18.9	15.4	-15.5	11.1
Sector: IA European Smaller Companies	-1.2	19.2	14.5	25.4	-15.3	20.6	18.0	19.3	-21.9	8.0

*Warning: From 25 February 2022, the Fund's benchmark changed from EMIX Smaller European Companies ex UK Index to MSCI Europe ex UK Small Cap Index. Past performance before 25 February 2022 is shown for the Fund's previous benchmark.

The past performance is calculated in GBP.

The Fund and the share class were launched in January 1985.

Past performance does not predict future returns.

The past performance takes into account all charges except one-off charges.

The Fund does not aim to track the performance of the benchmark.

Practical information

Depositary: NatWest Trustee and Depositary Services Limited.

To obtain more information: This Key Investor Information Document may not contain all the information you need.

For the last published price of shares in the Fund or any additional information on the Fund, or to obtain the Company's prospectus or the annual/semi-annual report, please visit **www.janushenderson.com**. Documents are available free of charge in English and certain other languages. You may also contact the registered office of the Fund at 201 Bishopsgate, London EC2M 3AE, or your local representative office.

Tax: Investors should note that the tax legislation that applies to the Fund may have an impact on the personal tax position of their investment in the Fund.

Contact your adviser to discuss tax treatment, suitability of this investment, and other questions.

Notices: Janus Henderson Fund Management UK Limited may be held liable solely on the basis of any statement contained in this document that is misleading, inaccurate or inconsistent with the relevant parts of the Prospectus for the Fund.

The assets of each sub-fund are segregated, meaning that each sub-fund is insulated from any losses or claims associated with the other sub-funds.

Further information about dealing and switching to other share classes of this Fund or other Funds in this OEIC may be obtained by visiting **www.janushenderson.com** or found in the Company's prospectus.

The details of the up-to-date remuneration policy of the Manager are available at **www.janushenderson.com**. A paper copy of the remuneration policy will be made available free of charge upon request. These include a description of how pay and benefits are worked out and the people or committee members responsible for awarding them.

The Fund and Janus Henderson Fund Management UK Limited are authorised in the UK and regulated by the Financial Conduct Authority ("FCA").

This Key Investor Information is accurate as at 20 March 2024.

Janus Henderson
INVESTORS

Key Investor Information

This document provides you with key investor information about this Fund. It is not marketing material. The information is required by law to help you understand the nature and the risks of investing in this Fund. You are advised to read it so you can make an informed decision about whether to invest.

JPMorgan Fund ICVC ISIN: GB00B9Z1HQ52

JPM Japan Fund C - GBP Hedged Net Accumulation

a Share Class of JPMorgan Fund ICVC – JPM Japan Fund. The Authorised Corporate Director ("ACD") is JPMorgan Funds Limited

Objectives, Process and Policies

INVESTMENT OBJECTIVE

To provide capital growth over the long-term (5-10 years) by investing at least 80% of the Fund's assets in the shares of Japanese companies.

INVESTMENT PROCESS

Investment approach

- Uses a fundamental, bottom-up stock selection process.
- Uses a high conviction approach to finding the best investment ideas.
- Seeks to identify high quality companies with superior and sustainable growth potential.

Benchmark TOPIX (Net)

Benchmark uses and resemblance

- The Fund is actively managed. The Benchmark is a Performance Comparator and the Fund may bear little resemblance to its Benchmark. The Benchmark has been chosen as it reflects the main investment universe and strategy for the Fund.

POLICIES

Main investment exposure At least 80% of assets invested in equities of companies that are domiciled, or carrying out the main part of their economic activity, in Japan. The Fund may invest in small capitalisation companies.

Other investment exposures Cash and near cash on an ancillary basis.

Derivatives *Used for: efficient portfolio management; hedging. Types: see* Fund Derivative Usage *table under* How the Funds Use Derivatives, Instruments and Techniques in the Prospectus. *TRS including CFD: none. Global exposure calculation method: commitment.*

Currencies *Fund Base Currency:* GBP. *Currencies of asset denomination:* JPY. *Hedging approach:* typically unhedged.

This Share Class seeks to minimise the effect of exchange rate fluctuations between the Sub-Fund's Base Currency and the Share Class Currency.

Redemption and Dealing Shares of the Fund may be redeemed on demand, with dealing normally on a daily basis.

Distribution Policy This Share Class will reinvest income.

For an explanation of some of the terms used in this document, please visit the glossary on our website at https://am.jpmorgan.com/gb/en/asset-management/per/funds/administrative-information/.

Risk and Reward Profile

Lower risk Potentially lower reward ← → **Higher risk** Potentially higher reward

1	2	3	4	5	**6**	7

The above rating is based on the historic volatility of the Net Asset Value of the Share Class over the last five years and may not be a reliable indication of the future risk profile of the Share Class.

The risk and reward category shown above is not guaranteed to remain unchanged and may change over time.

A Share Class with the lowest risk rating does not mean a risk-free investment.

Why is this Share Class in this category? This Share Class is classified in category 6 because its Net Asset Value has shown high fluctuations historically.

OTHER MATERIAL RISKS

The Fund is subject to **Investment risks** and **Other associated risks** from the techniques and securities it uses to seek to achieve its objective.

The table on the right explains how these risks relate to each other and the **Outcomes to the Shareholder** that could affect an investment in the Fund.

Investors should also read Risk Descriptions in the Prospectus for a full description of each risk.

Investment risks *Risks from the Fund's techniques and securities*

Techniques	*Securities*
Concentration	Equities
Hedging	Smaller companies

Other associated risks *Further risks the Fund is exposed to from its use of the techniques and securities above*

Currency	Liquidity	Market

Outcomes to the Shareholder *Potential impact of the risks above*

Loss Shareholders could lose some or all of their money.	**Volatility** Shares of the Fund will fluctuate in value.	**Failure to meet the Fund's objective.**

Charges

One-off charges taken before or after you invest		
Entry charge	None	This is the maximum that might be taken out of your money before it is invested or before the proceeds of your investment are paid out.
Exit charge	None	
Charges taken from this Share Class over a year		
Ongoing charge	0.81%	The ongoing charge is based on the last year's expenses to December 2023 and may vary from year to year.
Charges taken from this Share Class under certain specific conditions		
Performance fee	None	

- The actual entry and exit charges paid may be less. Information on charges can be obtained from the investor's financial adviser.
- The Prospectus permits a fee to be charged for switching between Funds but this fee is currently waived by the Authorised Corporate Director.
- Charges are used to pay the costs of running this Share Class. These charges reduce the potential growth of the investment.
- Further information about charges can be found in the "Share Classes and Costs" section of the Prospectus.

Past Performance

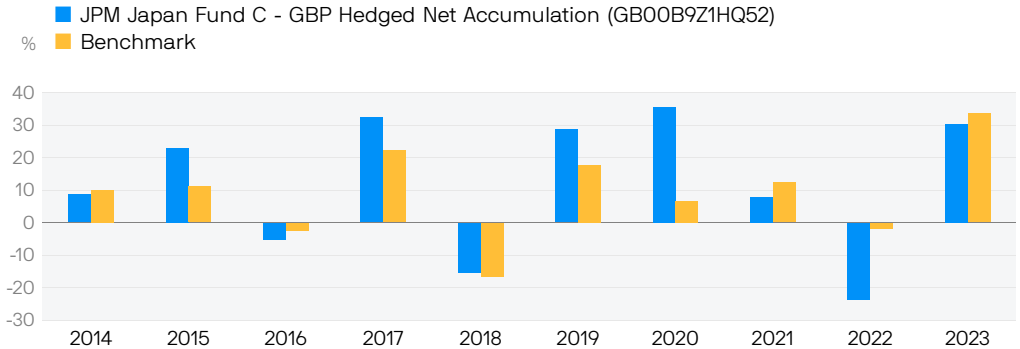

	2014	2015	2016	2017	2018	2019	2020	2021	2022	2023
JPM Japan Fund C - GBP Hedged Net Accumulation (GB00B9Z1HQ52)	8.6	22.9	-5.2	32.3	-15.2	28.6	35.5	7.8	-23.4	30.2
Benchmark	9.9	11.1	-2.3	22.1	-16.4	17.7	6.6	12.3	-1.6	33.5

- Past performance is not a guide to future performance.
- Performance data has been calculated including tax, ongoing charges and portfolio transaction costs and excluding entry and exit charges, in GBP.
- Fund launch date: 1970.
- Share Class launch date: 2013.

Practical Information

Depositary The fund depositary is NatWest Trustee and Depositary Services Limited

Further Information A copy of the Prospectus and latest annual and semi-annual financial report in English can be downloaded or ordered online from www.jpmorgan.co.uk/investor or are available free of charge upon request from our UK-based Investor Services Team on 0800 20 40 20 (or +44 1268 44 44 70 if calling from outside the UK) or by writing to J.P. Morgan Asset Management, Client Administration Centre, PO Box 12272, Chelmsford, CM99 2EL.

Share prices can be obtained online at www.jpmorgan.co.uk/investor or by telephoning 0800 20 40 20 (or +44 1268 44 44 70 if calling from outside the UK).

Please note if you call J.P. Morgan Asset Management, calls may be recorded and monitored for security and training purposes.

Remuneration Policy The ACD's Remuneration Policy can be found on https://am.jpmorgan.com/gb/en/asset-management/gim/awm/legal/emea-remuneration-policy. This policy includes details of how remuneration and benefits are calculated, including responsibilities and composition of the committee which oversees and controls the policy. A copy of this policy can be requested free of charge from the ACD.

Tax The Fund is subject to UK tax regulations. This may have an impact on an investor's personal tax position.

Legal Information JPMorgan Funds Limited may be held liable solely on the basis of any statement contained in this document that is misleading, inaccurate or inconsistent with the relevant parts of the Prospectus.

JPMorgan Fund ICVC consists of separate Funds, each of which issues one or more Share Classes. This document is prepared for a specific Share Class. The Prospectus and annual and semi-annual financial reports are prepared for JPMorgan Fund ICVC.

The Fund is part of JPMorgan Fund ICVC. The assets and liabilities of each fund in JPMorgan Fund ICVC are segregated by law. This means that the assets of the Fund belong exclusively to the Fund and will not be used to pay the liabilities of any other person or body, including JPMorgan Fund ICVC or any other Fund within JPMorgan Fund ICVC.

Switching and Conversion Investors may switch into Shares of another Fund of JPMorgan Fund ICVC or convert Shares in one Class in a Fund to Shares of another Class in the same Fund subject to meeting any relevant eligibility requirements and minimum holding amounts. Further information can be found in "section 4.3.10 - Switching and Conversion of Shares" of the Prospectus.

Privacy Policy You should note that, if you contact J.P. Morgan Asset Management by telephone, those lines may be recorded and monitored for legal, security and training purposes. You should also take note that information and data from communications with you may be processed by J.P. Morgan Asset Management, acting as a data controller, in accordance with applicable data protection laws. Further information about processing activities of J.P. Morgan Asset Management can be found in the EMEA Privacy Policy, which is available at www.jpmorgan.com/emea-privacy-policy. Additional copies of the EMEA Privacy Policy are available on request.

Key Investor Information

This document provides you with key investor information about this Fund. It is not marketing material. The information is required by law to help you understand the nature and the risks of investing in this Fund. You are advised to read it so you can make an informed decision about whether to invest.

JPMorgan Fund ICVC ISIN: GB00B2Q5DR06

JPM US Select Fund C - Net Accumulation

a Share Class of JPMorgan Fund ICVC – JPM US Select Fund. The Authorised Corporate Director ("ACD") is JPMorgan Funds Limited

Objectives, Process and Policies

INVESTMENT OBJECTIVE

To provide capital growth by investing in a portfolio of equity securities of US companies.

INVESTMENT PROCESS

Investment approach

- Uses a research-driven investment process that is based on the fundamental analysis of companies and their future earnings and cash flows by a team of specialist sector analysts.

Benchmark S&P 500 Index (Net of 15% withholding tax)

Benchmark uses and resemblance

- The Fund is actively managed. The Benchmark is a Performance Comparator and the Fund will bear some resemblance to its Benchmark. The Benchmark has been chosen as it reflects the main investment universe and strategy for the Fund.

POLICIES

Main investment exposure At least 80% of assets invested in equities of companies that are domiciled, or carrying out the main part of their economic activity, in the US.

Other investment exposures Canadian companies.

Derivatives *Used for: efficient portfolio management; hedging. Types: see* Fund Derivative Usage *table under* How the Funds Use Derivatives, Instruments and Techniques in the Prospectus. *TRS including CFD: none. Global exposure calculation method: commitment.*

Currencies *Fund Base Currency:* GBP. *Currencies of asset denomination:* typically USD. *Hedging approach:* typically unhedged.

Redemption and Dealing Shares of the Fund may be redeemed on demand, with dealing normally on a daily basis.

Distribution Policy This Share Class will reinvest income.

For an explanation of some of the terms used in this document, please visit the glossary on our website at https://am.jpmorgan.com/gb/en/asset-management/per/funds/administrative-information/.

Risk and Reward Profile

Lower risk Potentially lower reward — **Higher risk** Potentially higher reward

1	2	3	4	5	**6**	7

The above rating is based on the historic volatility of the Net Asset Value of the Share Class over the last five years and may not be a reliable indication of the future risk profile of the Share Class.

The risk and reward category shown above is not guaranteed to remain unchanged and may change over time.

A Share Class with the lowest risk rating does not mean a risk-free investment.

Why is this Share Class in this category? This Share Class is classified in category 6 because its Net Asset Value has shown high fluctuations historically.

OTHER MATERIAL RISKS

The Fund is subject to **Investment risks** and **Other associated risks** from the techniques and securities it uses to seek to achieve its objective.

The table on the right explains how these risks relate to each other and the **Outcomes to the Shareholder** that could affect an investment in the Fund.

Investors should also read Risk Descriptions in the Prospectus for a full description of each risk.

Investment risks *Risks from the Fund's techniques and securities*

Techniques	*Securities*
Hedging	Equities

Other associated risks *Further risks the Fund is exposed to from its use of the techniques and securities above*

Currency	Market

Outcomes to the Shareholder *Potential impact of the risks above*

Loss Shareholders could lose some or all of their money.	**Volatility** Shares of the Fund will fluctuate in value.	**Failure to meet the Fund's objective.**

Charges

One-off charges taken before or after you invest		
Entry charge	None	This is the maximum that might be taken out of your money before it is invested or before the proceeds of your investment are paid out.
Exit charge	None	
Charges taken from this Share Class over a year		
Ongoing charge	0.55%	The ongoing charge is based on the last year's expenses to December 2023 and may vary from year to year.
Charges taken from this Share Class under certain specific conditions		
Performance fee	None	

- The actual entry and exit charges paid may be less. Information on charges can be obtained from the investor's financial adviser.
- The Prospectus permits a fee to be charged for switching between Funds but this fee is currently waived by the Authorised Corporate Director.
- Charges are used to pay the costs of running this Share Class. These charges reduce the potential growth of the investment.
- Further information about charges can be found in the "Share Classes and Costs" section of the Prospectus.

Past Performance

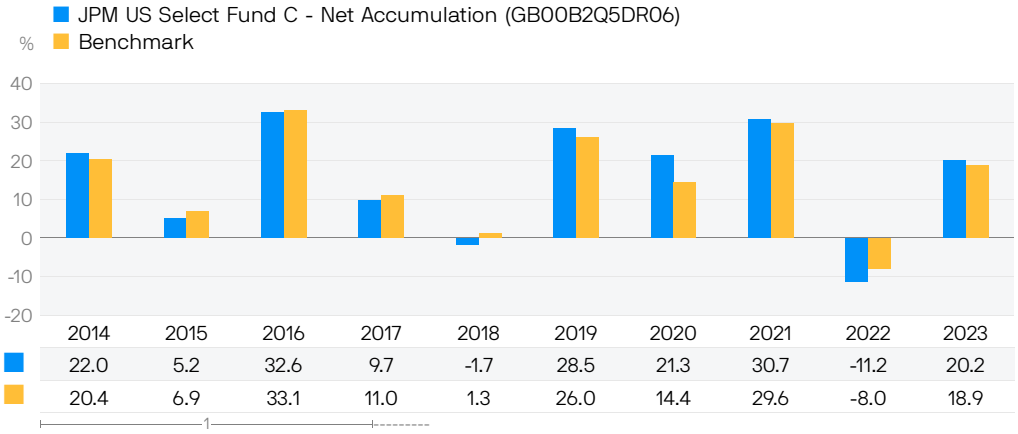

	2014	2015	2016	2017	2018	2019	2020	2021	2022	2023
JPM US Select Fund C - Net Accumulation (GB00B2Q5DR06)	22.0	5.2	32.6	9.7	-1.7	28.5	21.3	30.7	-11.2	20.2
Benchmark	20.4	6.9	33.1	11.0	1.3	26.0	14.4	29.6	-8.0	18.9

- Past performance is not a guide to future performance.
- Performance data has been calculated including tax, ongoing charges and portfolio transaction costs and excluding entry and exit charges, in GBP.
- Fund launch date: 1995.
- Share Class launch date: 2009.

1 This performance was achieved under circumstances that may no longer apply.

Practical Information

Depositary The fund depositary is NatWest Trustee and Depositary Services Limited

Further Information A copy of the Prospectus and latest annual and semi-annual financial report in English can be downloaded or ordered online from www.jpmorgan.co.uk/investor or are available free of charge upon request from our UK-based Investor Services Team on 0800 20 40 20 (or +44 1268 44 44 70 if calling from outside the UK) or by writing to J.P. Morgan Asset Management, Client Administration Centre, PO Box 12272, Chelmsford, CM99 2EL.

Share prices can be obtained online at www.jpmorgan.co.uk/investor or by telephoning 0800 20 40 20 (or +44 1268 44 44 70 if calling from outside the UK).

Please note if you call J.P. Morgan Asset Management, calls may be recorded and monitored for security and training purposes.

Remuneration Policy The ACD's Remuneration Policy can be found on https://am.jpmorgan.com/gb/en/asset-management/gim/awm/legal/emea-remuneration-policy. This policy includes details of how remuneration and benefits are calculated, including responsibilities and composition of the committee which oversees and controls the policy. A copy of this policy can be requested free of charge from the ACD.

Tax The Fund is subject to UK tax regulations. This may have an impact on an investor's personal tax position.

Legal Information JPMorgan Funds Limited may be held liable solely on the basis of any statement contained in this document that is misleading, inaccurate or inconsistent with the relevant parts of the Prospectus.

JPMorgan Fund ICVC consists of separate Funds, each of which issues one or more Share Classes. This document is prepared for a specific Share Class. The Prospectus and annual and semi-annual financial reports are prepared for JPMorgan Fund ICVC.

The Fund is part of JPMorgan Fund ICVC. The assets and liabilities of each fund in JPMorgan Fund ICVC are segregated by law. This means that the assets of the Fund belong exclusively to the Fund and will not be used to pay the liabilities of any other person or body, including JPMorgan Fund ICVC or any other Fund within JPMorgan Fund ICVC.

Switching and Conversion Investors may switch into Shares of another Fund of JPMorgan Fund ICVC or convert Shares in one Class in a Fund to Shares of another Class in the same Fund subject to meeting any relevant eligibility requirements and minimum holding amounts. Further information can be found in "section 4.3.10 - Switching and Conversion of Shares" of the Prospectus.

Privacy Policy You should note that, if you contact J.P. Morgan Asset Management by telephone, those lines may be recorded and monitored for legal, security and training purposes. You should also take note that information and data from communications with you may be processed by J.P. Morgan Asset Management, acting as a data controller, in accordance with applicable data protection laws. Further information about processing activities of J.P. Morgan Asset Management can be found in the EMEA Privacy Policy, which is available at www.jpmorgan.com/emea-privacy-policy. Additional copies of the EMEA Privacy Policy are available on request.

Key Investor Information

This document provides you with key investor information about this fund. It is not marketing material. The information is required by law to help you understand the nature and the risks of investing in this fund. You are advised to read it so you can make an informed decision about whether to invest.

Legal & General Global Technology Index Trust
Unit Class I GBP Accumulation - ISIN: GB00B0CNH163

The authorised fund manager of the Fund is Legal & General (Unit Trust Managers) Limited (the "**Manager**").

OBJECTIVES AND INVESTMENT POLICY

- The objective of the Fund is to track the performance of the FTSE World -Technology Index, the "**Benchmark Index**" on a net total return basis before fees and expenses are applied. Fund performance may differ from the Benchmark Index due to the deduction of fees and expenses and the impact of any tracking error factors.
- The Benchmark Index is comprised of shares in companies from the developed and advanced emerging markets that are engaged in information technology and are included in the Benchmark Index.
- The Fund seeks to replicate the Benchmark Index and its investments will closely match those that make up the Benchmark Index.
- The Fund will have at least 90% exposure (directly or through depositary receipts (a certificate issued by a bank representing shares in a foreign company such as American depositary receipts and global depositary receipts)) to assets that are included in the Benchmark Index.
- The Fund may also invest in money market instruments (such as treasury bills), depositary receipts, cash, deposits, shares in companies which are reasonably expected to become part of the Benchmark Index in the near future or are an alternative to a constituent of the Benchmark Index and collective investment schemes, including those managed or operated by the Manager or an associate of the Manager.
- The Fund may use derivatives (contracts which have a value linked to the price of another asset) to:
  - reduce risk or cost; or
  - generate additional capital or income with no, or an acceptably low, level of risk.

Other information:

- The Fund is passively managed as it tracks the Benchmark Index.
- Your units will be accumulation units. Income from the Fund's investments (dividends) will be reinvested back into the value of your units.
- You can buy or sell units in this Fund on any business day. You need to contact us with your instruction before 3pm. This is the time we calculate unit prices for this Fund. If you contact us after 3pm, the units will be bought or sold at the next business day's price.
- The Fund's base currency is denominated in GBP.
- This Fund may be suitable for investors looking to track the shares in companies from developed and advanced emerging markets that are engaged in information Technology as represented by the Benchmark Index.
- Although investors can take their money out at any time, this Fund may not be appropriate for those who plan to withdraw their money within five years.
- This Fund is not designed for investors who cannot afford more than a minimal loss of their investment.
- If you do not understand this document we recommend you seek additional information to help you decide if this Fund is right for you.

RISK AND REWARD PROFILE

Lower Risk — Higher Risk

Potentially lower rewards — Potentially higher rewards

1	2	3	4	5	**6**	7

- The Risk and Reward Indicator table demonstrates where the Fund ranks in terms of its potential risk and reward. The higher the rank the greater the potential reward but the greater the risk of losing money. It is not guaranteed to remain the same and may change over time. It is based on historical data and may not be a reliable indication of the future risk profile of the Fund. The shaded area in the table above shows the Fund's ranking on the Risk and Reward Indicator.
- The Fund is in category 6 because it invests in company shares which are sensitive to variations in the stock market. The value of company shares can change substantially over short periods of time. Company shares are generally considered to be higher risk investments than bonds or cash.
- Even a fund in the lowest category is not a risk free investment.
- The value of your investment may fall as well as rise and is not guaranteed. You might get back less than you invest.

Further information on the risks of investing in this fund is contained in the Prospectus available at **www.legalandgeneral.com/reports**.

The risk and reward indicator may not take account of the following risks of investing in the Fund:

- The return from this Fund is dependent on relatively few individual investments. This means that a fall in the value of an individual investment can have a major impact on the overall performance of the Fund.
- Most of the Fund holds investments from a particular market sector, that of information technology. Funds like this can be more volatile than funds that invest across many market sectors. This is because the value of the Fund can go up and down more often and by larger amounts than funds that are spread more widely, especially in the short-term.
- The Fund may have underlying investments that are valued in currencies that are different from GBP. Exchange rate fluctuations will impact the value of your investment. Currency hedging techniques may be applied to reduce this impact but may not entirely eliminate it.
- Derivatives are highly sensitive to changes in the value of the asset on which they are based and can increase the size of losses and gains.
- The Fund could lose money if any institutions providing services such as acting as counterparty to derivatives or other instruments, becomes unwilling or unable to meet its obligations to the Fund.

LGIM

CHARGES

The charges you pay are used to pay the costs of running the Fund, including the costs of marketing and distributing it. These charges reduce the potential return from your investment.

One-off charges taken before or after you invest	
Entry charge	0.00%
Exit charge	0.00%
This is the maximum that might be taken out of your money before it is invested.	
The price for buying and selling units is subject to a Dilution Adjustment See opposite.	
Charges taken from the fund over each year	
Ongoing charge	0.32%
Charges taken from the fund under certain specific conditions	
Performance fee	None

- There are no entry or exit charges.
- The ongoing charges figure is based on the latest available expenses at December 2023. This figure may vary from year to year.
- This Fund's ongoing charges include any charges made by any other funds it may invest in. They exclude portfolio transaction costs.
- The ongoing charges are taken from the Income of the Fund.

Other costs:

- **Dilution adjustment:** On any day, the prices for buying or selling units in this Fund are the same. The Fund manager calculates a single price for this Fund based on the mid-point between the buying and selling prices of the Fund's assets. In certain circumstances, the Fund manager can adjust this price to account for whether there is more money going into or coming out of the Fund. This is called a 'dilution adjustment'.
- This can vary but as an example for this Fund we estimate 0.05% for purchases and 0.07% for sales at 31 December 2023. The amount of the dilution adjustment may differ in future.

For more information about charges and costs, please see the charges and expenses section in the Fund's Prospectus, or visit our website at **www.legalandgeneral.com/chargesandfees**.

PAST PERFORMANCE

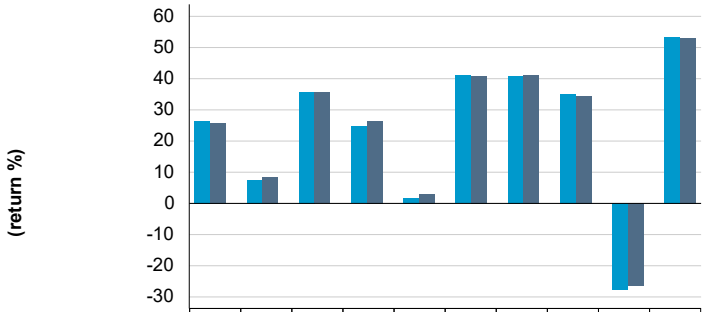

	2014	2015	2016	2017	2018	2019	2020	2021	2022	2023
Fund	26.5	7.5	35.7	24.7	1.7	41.0	40.9	35.0	-27.8	53.3
Index	25.7	8.5	35.6	26.5	2.9	40.9	41.1	34.4	-26.5	53.2

- Past performance is not a guide to future performance.
- The figures for the Fund take into account the ongoing charges and assume income (after any tax) is reinvested.
- The performance has been calculated in GBP.
- The Fund may not replicate the performance of the Benchmark Index perfectly due to tracking errors such as expenses, tax and transaction costs incurred by the Fund, which are not included in the Index.
- The annual return is for a 12 month period ending 31 December.
- The Fund launched in 2000.
- This unit class launched in 2005.

PRACTICAL INFORMATION

- The trustee and depositary is Northern Trust Investor Services Limited.
- You can obtain further information about the Fund including copies of its prospectus and the latest annual and semi-annual reports at **www.legalandgeneral.com/reports**. Paper copies of these documents are also available free of charge in English from Legal & General Investments, PO Box 6080, Wolverhampton WV1 9RB.
- Investors can get other practical information, including the latest prices, dilution adjustment and details of any other unit classes that are available, by calling us on **0370 050 0955** Monday to Friday between 9:00a.m. to 5:00p.m. Call charges will vary.
- This Fund is subject to the tax legislation of the United Kingdom, which may have an impact on each investor's personal tax position.
- Legal & General (Unit Trust Managers) Limited may be held liable solely on the basis of any statement contained in this document that is misleading, inaccurate or inconsistent with the relevant parts of the Prospectus for the Fund.
- Details of our Remuneration Policy including our Remuneration Committee and how remuneration and benefits are calculated can be accessed from **www.lgim.com/remuneration**. A paper copy is also available free of charge upon request.

This Fund is authorised in the United Kingdom and regulated by the Financial Conduct Authority. Legal & General (Unit Trust Managers) Limited is authorised in the United Kingdom and regulated by the Financial Conduct Authority.

This key investor information is accurate as at 15 February 2024.

Non-UCITS retail scheme Key Investor Information

M&G Investments

This document provides you with key investor information about this Fund. It is not marketing material. The information is required by law to help you understand the nature and the risks of investing in this Fund. You are advised to read it so you can make an informed decision about whether to invest.

M&G Managed Growth Fund

a sub-fund of M&G Investment Funds (4)
Sterling Class I – Accumulation shares ISIN no. GB00B7K52D01
Managed by M&G Securities Limited

Objective and investment policy

Objective: The fund aims to provide a combination of capital growth and income, net of the Ongoing Charge Figure, that is higher than the average return of the IA Flexible Investment Sector over any five-year period.
Core investment: At least 70% of the fund is invested in other funds to gain exposure to a mix of assets including company shares, bonds, convertibles and cash from anywhere in the world. The fund may also invest directly in these assets. In aggregate, a minimum of 70% of the fund is invested in company shares, directly or through other funds.
Other investments: The fund may invest in company shares and cash or assets that can be turned into cash quickly.
Derivatives usage: For investment purposes and to reduce risk and cost.
Strategy in brief: The fund manager's investment views are mainly implemented by investing in other funds. This is typically via M&G's own funds, but the fund may also invest in funds managed by other companies where appropriate in order to best reflect the fund manager's investment views. The fund has a flexible investment approach, with the freedom to respond to changes in economic conditions and the valuation of assets. The approach combines in-depth research to work out the value of assets over the medium to long term, with analysis of market reactions to events to identify investment opportunities. In particular, the fund manager seeks to respond when asset prices move away from a reasonable sense of "fair" long-term value due to the market's reaction to events.
Benchmark: IA Flexible Investment Sector
The benchmark is a target which the fund seeks to outperform. The sector has been chosen as the fund's benchmark as the fund is a constituent of the sector. The benchmark is used solely to measure the fund's performance and does not constrain the fund's portfolio construction.
The fund is actively managed. The fund manager has complete freedom in choosing which investments to buy, hold and sell in the fund.
For unhedged and hedged share classes, the benchmark is shown in the share class currency.

Additional information can be found on the M&G website, including:
- a glossary providing an explanation of some terms used in this document.
- the Prospectus including the fund's objective and investment policy.

Other information
You can buy and sell shares in the fund on any business day. Instructions received before 12 noon will be dealt at that day's price.

Any income from the fund will be rolled up into the value of your investment.

In addition to the charges set out in the charges section, the fund will incur portfolio transaction costs which are paid from the assets of the fund. These can be higher when investing outside Europe.

Recommendation: This fund may not be appropriate for investors who plan to withdraw their money within 5 years.

Risk and reward profile

Low risk — High risk

Typically lower rewards — Typically higher rewards

1	2	3	4	**5**	6	7

- The above risk and reward indicator is based on historical data and may not be a reliable indication of the future risk profile of this share class. This Share Class is categorised in risk class 5 because its Net Asset Value has shown medium to high rises and falls in value historically.
- The risk number shown is not guaranteed and may change over time.
- The lowest risk number does not mean risk free.

The main risks that could affect performance are set out below:

- The value and income from the fund's assets will go down as well as up. This will cause the value of your investment to fall as well as rise. There is no guarantee that the fund will achieve its objective and you may get back less than you originally invested.
- The fund invests in other funds, which are subject to the risks associated with the type of assets held in those funds.
- The fund can be exposed to different currencies. Movements in currency exchange rates may adversely affect the value of your investment.
- Investments in bonds are affected by interest rates, inflation and credit ratings. It is possible that bond issuers will not pay interest or return the capital. All of these events can reduce the value of bonds held by the fund.
- Investing in emerging markets involves a greater risk of loss due to greater political, tax, economic, foreign exchange, liquidity and regulatory risks, among other factors. There may be difficulties in buying, selling, safekeeping or valuing investments in such countries.
- The fund may use derivatives to profit from an expected rise or fall in the value of an asset. Should the asset's value vary in an unexpected way, the fund will incur a loss. The fund's use of derivatives may be extensive and exceed the value of its assets (leverage). This has the effect of magnifying the size of losses and gains, resulting in greater fluctuations in the value of the fund.
- Convertibles are subject to the risks associated with both bonds and company shares, and to risks specific to the asset class. Their value may change significantly depending on economic and interest rate conditions, the creditworthiness of the issuer and the performance of the underlying company shares. In addition, issuers of convertibles may fail to meet payment obligations and their credit ratings may be downgraded. Convertibles may also be harder to sell than the underlying company shares.
- In exceptional circumstances where assets cannot be fairly valued, or have to be sold at a large discount to raise cash, we may temporarily suspend the fund in the best interest of all investors.
- The fund could lose money if a counterparty with which it does business becomes unwilling or unable to repay money owed to the fund.
- Operational risks arising from a failure or delay in operational processes and systems, or the failure of a third party provider may affect the value of your investments. Where this results in compensation needing to be paid, this may be paid some time after the original loss is experienced.

Further details of the risks that apply to the fund can be found in the fund's Prospectus at www.mandg.co.uk/literature

240212092156 UK K1 MGF GBP I EN UK 0002 0000

Charges

The charges shown in the table are used to pay the costs of running the fund, including the costs of marketing and distributing it. These charges reduce the potential growth of your investment.

One-off charges taken before or after you invest	
Entry charge	0.00%
Exit charge	0.00%
This is the maximum that might be taken out of your money before it is invested or before the proceeds of your investment are paid out.	
Charges taken from the fund over a year	
Ongoing charge	0.68%
Charges taken from the fund under certain specific conditions	
Performance fee	None

The entry and exit charges shown are the maximum figures and, in some cases, you may pay less. You can find out the exact charges which apply to your investment by contacting your financial adviser or distributor or, if you have invested directly with us, you can contact us using the details given in the practical information section.

The ongoing charge is based on expenses for the period/year ending 31 October 2023. This figure may change from year to year. It excludes portfolio transaction costs. This figure includes extraordinary expenses and underlying charges for closed-ended-funds, such as investment trusts and Real Estate investment trusts.

For more information on charges, please see the relevant sections of the Prospectus at www.mandg.co.uk/literature

Past performance

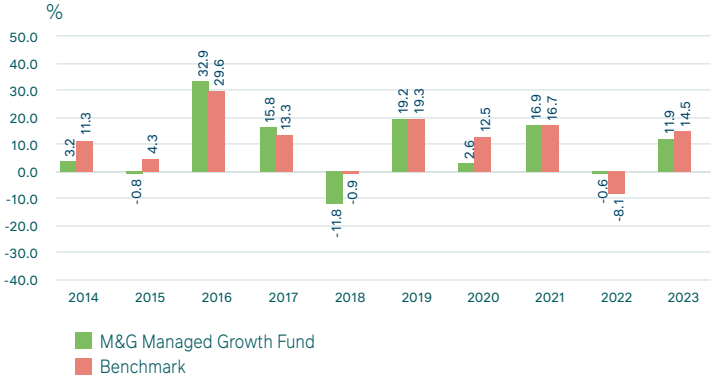

- Past performance is not a guide to future performance.
- Performance calculation includes UK taxes. It does not take into account the entry and exit charges but does take into account the ongoing charge and the Performance fee, as shown in the charges section.
- The fund launched on 28 October 1994 and the Sterling Class I Accumulation share class launched on 03 August 2012.
- Performance is calculated using Sterling Class I Accumulation shares.
- Benchmark performance has been calculated in GBP.
- From 02 February 2021 the benchmark changed to IA Flexible Investment Sector

Benchmark:
01 January 2014 to 31 August 2018 - FTSE World Index
01 September 2018 to 09 December 2019 - 85% MSCI ACWI, 15% Bloomberg Barclays Global Aggregate Index
10 December 2019 to 01 February 2021 - 85% MSCI ACWI, 15% Bloomberg Barclays Global Aggregate GBP Hedged Index

Practical information

The depositary is NatWest Trustee and Depositary Services Limited.

For more information about this fund, please visit www.mandg.co.uk/literature where you will find a copy of the Prospectus, Instrument of Incorporation and the latest annual or interim Investment Report and Financial Statements. These documents are in English and are available free of charge. Our website also provides other information such as share prices.

UK tax laws apply to the fund, and this may affect your personal tax position. Please speak to an adviser for more information.

The fund is a sub-fund of M&G Investment Funds (4), an umbrella Open Ended Investment Company (OEIC). The Prospectus, and annual or interim Investment Report and Financial Statements contain information about all of the sub-funds in M&G Investment Funds (4).

The assets of each sub-fund within the umbrella OEIC are segregated by law. This means that the assets belong exclusively to that sub-fund and shall not be used or made available to pay the debts of any other sub-fund or the umbrella OEIC.

You may switch between other sub-funds of M&G Investment Funds (4). An entry charge may apply. Details on switching are provided in the Important Information for Investors document and the fund's Prospectus, or by calling M&G Customer Relations on 0800 390 390.

Other share classes may exist for the fund as set out in the relevant Prospectus.

For up-to-date details of the staff remuneration policy that applies to M&G Securities Limited, including a description of how remuneration and benefits are calculated, the make-up of the remuneration committee, and the identities of persons responsible for awarding the remuneration and benefits, please visit www.mandg.co.uk/remuneration. We will provide a paper copy of this information, free of charge, if you require one.

240212092156 UK K1 MGF GBP I EN UK 0002 0000

This Fund is authorised in the UK and regulated by the Financial Conduct Authority. M&G Securities Limited is authorised in the UK and regulated by the Financial Conduct Authority.

This key investor information is accurate as at 12 February 2024.

PICTET
Asset Management

Key Investor Information

This document provides you with key investor information about the Compartment. It is not marketing material. The information is required by law to help you understand the nature and the risks of investing in the Compartment. You are advised to read it so that you can make an informed decision about whether to invest.

Pictet - Clean Energy Transition

(the "Compartment") is a compartment of Pictet (the "Fund").

I dy GBP (the "Share Class") - ISIN LU0448836949

The Fund is managed by Pictet Asset Management (Europe) S.A. (the "Management Company"), part of the Pictet group

OBJECTIVES AND INVESTMENT POLICY

Objective

To increase the value of your investment while seeking to achieve a positive environmental impact.

Reference Index

MSCI AC World (USD), an index that does not take into account environmental, social and governance (ESG) factors. Used for risk monitoring, performance objective and performance measurement.

Portfolio Assets

The Compartment mainly invests in equities of companies that contribute to lowering carbon emissions by, for instance, favouring clean energy in their production process. The Compartment may invest worldwide, including in emerging markets and Mainland China.

Derivatives And Structured Products

The Compartment may use derivatives to reduce various risks (hedging) and for efficient portfolio management, and may use structured products to gain exposure to portfolio assets.

Compartment Currency

USD

Investment Process

In actively managing the Compartment, the Investment Manager uses a combination of market and fundamental company analysis to select securities that it believes offer favourable growth prospects at a reasonable price. The Investment Manager considers ESG factors a core element of its strategy by seeking to invest mainly in economic activities that contribute to an environmental and social objective whilst avoiding activities that adversely affect society or the environment. Voting rights are methodically exercised and there may be engagement with companies to positively influence ESG practices. For further information, please refer to our exclusion framework in the Responsible Investment policy*, SFDR product category Article 9. The portfolio composition is not constrained relative to the benchmark, so the similarity of the Compartment's performance to that of the benchmark may vary.

Terms to understand

Derivatives Financial instruments whose value is linked to one or more rates, indexes, share prices or other values.
Emerging markets Markets of less economically developed nations, such as some nations in Asia, Africa, Eastern Europe and Latin America.
Equities Securities that represent a share in the business results of a company.
Structured products Securities similar to derivatives, but with defined risk or performance characteristics.

Other characteristics

Designed for investors who understand the risks of this Compartment and plan to invest for 5 year(s) or more. This is a distribution share class, meaning that it intends to pay income to the holder. Orders to buy, switch or redeem shares are ordinarily processed on any day that is a full bank business day in Luxembourg.

RISK AND REWARD PROFILE

Lower Risk — Higher Risk

1	2	3	4	5	6	7

Typically lower reward — Typically higher reward

The Share Class is assigned to this risk category because of the price variations resulting from its currency and the nature of the Compartment's investments and strategy. The risk category shown is based on historical data and may not be a reliable indication for the future risk profile of the Share Class. It is not a target or a guarantee and may change over time. The lowest category does not mean a risk-free investment. The Compartment offers no capital guarantee or asset protection measures.
The Compartment may be exposed to the following risks which are not adequately captured by the synthetic risk indicator and may negatively impact its value:

- **Financial Derivatives risk:** the leverage resulting from derivatives amplifies losses in certain market conditions.
- **Counterparty risk:** losses occur when a counterparty does not honour its obligations related to contracts such as over-the-counter derivatives.
- **Investments in emerging markets** are generally more sensitive to risk events, such as changes in the economic, political, fiscal and legal environment, as well as fraud.
- **Investments in Mainland China** may be subject to capital restrictions and trading quotas (e.g. QFII and RQFII regimes). The Compartment may encounter difficulties or delays in enforcing its rights in the event of disputes.
- **Chinese "Stock Connect"** trading programmes may be subject to additional risks related to ownership rights, clearing & settlement, trading quotas and operational issues.
- **Operational risk:** losses resulting from human errors, system failures, incorrect valuation and safekeeping of assets.
- **Sustainability risk:** ESG related risk events or conditions could cause a material negative impact on the value of the investment if they were to occur.

Further information can be found in the prospectus.

CHARGES

The charges you pay are used to cover the costs of running the Compartment, including the costs of marketing and distributing it. These charges reduce the potential growth of your investment.
The entry, conversion and **exit charges** shown are maximum figures. In some cases you may pay less. You can find this out from your financial adviser or fund distributor.
The **ongoing charges** figure is based on expenses for the period ending on 31 December 2023. This figure may vary from year to year. It excludes performance fees and portfolio transaction costs, except in the case of an entry/exit charge paid by the Compartment when buying or selling units/shares in another collective investment undertaking.
For more information on charges, please refer to the "Fund Expenses" section of the Fund's prospectus available on assetmanagement.pictet

One-off charges deducted before or after you invest

Entry charge (in favour of the distributor)	Up to 5.00%
Exit charge (in favour of the distributor)	Up to 1.00%
Conversion charge (in favour of the distributor)	Up to 2.00%

This is the maximum figure that might be taken out of your capital before it is invested and before the proceeds of your investment are paid out.

Charges taken from the Share Class over a year

Ongoing charges	1.10%

Charges taken from the Share Class under certain specific conditions

Performance fee	No performance fee

PAST PERFORMANCE

The Share Class was launched on 10 September 2009 (Compartment on 14 May 2007). Past performance is not a guide to future performance. The chart shows the Share Class' performance after payment of all fees, including portfolio transaction fees against the historical performance of the benchmark(s) stated below. Past performance has been calculated in GBP.

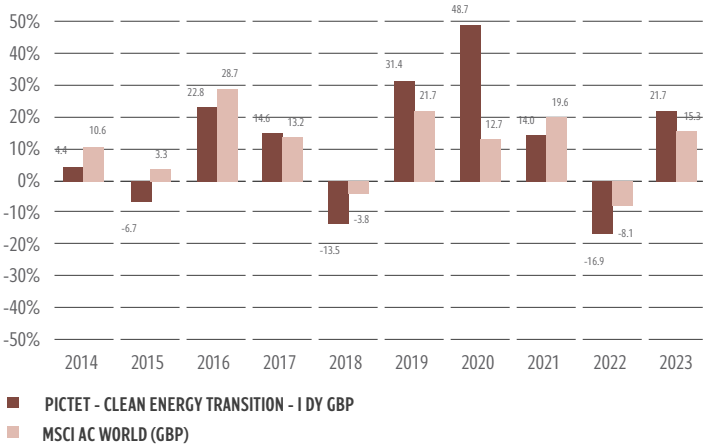

The Compartment is actively managed and does not intend to track the MSCI AC World (GBP)

PRACTICAL INFORMATION

- Depositary bank: Pictet & Cie (Europe) S.A., 6B, rue du Fort Niedergruenewald, L-2226 Luxembourg, Tel.: +352 467171-1, Fax: +352 467171-7667.
- The Fund's prospectus, the most recent annual and semi-annual reports and other information on the Fund are available, free of charge, in English from the Fund's registered office, 6B, rue du Fort Niedergruenewald, L-2226 Luxembourg, Tel.: +352 467171-1.
- The most recent share prices and other practical information can be obtained from the Fund's registered office.
- The tax laws of Grand Duchy of Luxembourg may have an effect on the investor's individual tax position.
- The Fund may be held liable solely on the basis of any statement contained in this document that is misleading, inaccurate or inconsistent with the relevant parts of the Fund's prospectus.
- This document describes one class of one of the Fund's compartments, while the prospectus and periodic reports cover the entire Fund.
- The assets and liabilities of the Fund's different compartments are segregated. As a result, the rights of investors and creditors in relation to any one compartment are restricted to the assets of that compartment.
- Provided they meet the access conditions, investors are entitled to exchange their shares for shares in another class of this Compartment or in another Fund compartment. Additional information on ways of exercising this right can be obtained from the Fund's registered office.
- The details of the up-to-date remuneration policy, including but not limited to a description of how remuneration and benefits are calculated, individuals responsible for awarding the remuneration and benefits including, as the case maybe, the composition of the remuneration committee are available at https://www.am.pictet/en/luxembourg/global-articles/ucits-remuneration-disclosure and a paper copy is made available free of charge upon request at the Management Company's registered office.
- The Responsible Investment Policy is available at * https://www.am.pictet/-/media/pam/pam-common-gallery/article-content/2021/pictet-asset-management/responsible-investment-policy.pdf

The Fund is authorised in Luxembourg and supervised by the Commission de Surveillance du Secteur Financier.

This key investor information is accurate as at 21 March 2024.

PICTET
1805
Asset Management

Key Information Document

PURPOSE

This document provides you with key information about this investment product. It is not marketing material. The information is required by law to help you understand the nature, risks, costs, potential gains and losses of this product and to help you compare it with other products.

PRODUCT

Pictet - Clean Energy Transition - I dy GBP

ISIN: LU0448836949

(A compartment of **Pictet** (the "Fund")).

Manufacturer

Pictet Asset Management (Europe) S.A., (the "Management Company"), a wholly owned company of the Pictet Group.
For more information please call +352 467 171-1 or consult the following page: ***assetmanagement.pictet***

Competent Authority

The Fund is authorized in Luxembourg, supervised by the Commission de Surveillance du Secteur Financier ("CSSF") and managed by Pictet Asset Management (Europe) S.A. ("the Management Company"). The Management Company is authorized in Luxembourg and regulated by the CSSF.

Revision of the KID

The date of production of this KID is 21-03-2024.

WHAT IS THIS PRODUCT?

Type

Pictet - Clean Energy Transition is a Compartment of an open-ended investment company with variable capital ("SICAV") with segregated liability between Compartments and is authorised as an Undertaking for Collective Investment Transferable Securities ("UCITS") in Luxembourg.

Term

This product has no maturity date. The Compartment is formed for an indefinite period. However, the Board of Directors may in certain cases decide to close the Compartment or at any time propose to close the Compartment at an extraordinary general Shareholders' meeting. Dividend distribution policy: Distributed. You may redeem your investment upon demand. Dealing frequency: Daily.

Objectives

To increase the value of your investment while seeking to achieve a positive environmental impact.

Reference Index

MSCI AC World (USD), an index that does not take into account environmental, social and governance (ESG) factors. Used for risk monitoring, performance objective and performance measurement.

Portfolio Assets

The Compartment mainly invests in equities of companies that contribute to lowering carbon emissions by, for instance, favouring clean energy in their production process. The Compartment may invest worldwide, including in emerging markets and Mainland China.

Derivatives and Structured Products

The Compartment may use derivatives to reduce various risks (hedging) and for efficient portfolio management, and may use structured products to gain exposure to portfolio assets.

Compartment Currency

USD

Investment Process

In actively managing the Compartment, the Investment Manager uses a combination of market and fundamental company analysis to select securities that it believes offer favourable growth prospects at a reasonable price. The Investment Manager considers ESG factors a core element of its strategy by seeking to invest mainly in economic activities that contribute to an environmental and social objective whilst avoiding activities that adversely affect society or the environment. Voting rights are methodically exercised and there may be engagement with companies to positively influence ESG practices. For further information, please refer to our exclusion framework in the Responsible Investment policy*, SFDR product category Article 9. The portfolio composition is not constrained relative to the benchmark, so the similarity of the Compartment's performance to that of the benchmark may vary.

Intended retail investor

Suitable for investors with all levels of knowledge and/or experience, seeking capital growth, and who have a 5 years or more investment horizon. The product does not have any capital guarantee and up to 100% of their capital is at risk.

Depositary Bank

Bank Pictet & Cie (Europe) AG, succursale de Luxembourg,15A, avenue J.F. Kennedy, L-1855 Luxembourg.

Further Information

The Fund's prospectus, the most recent annual or semi-annual reports, the current price and other information on the Fund are available upon request, free of charge, from the Fund's registered office, 15, avenue J.F. Kennedy, L-1855 Luxembourg, or online at ***assetmanagement.pictet***

WHAT ARE THE RISKS AND WHAT COULD I GET IN RETURN?

Risk indicator

1	2	3	4	5	6	7

Lower Risk — Higher Risk

The risk indicator assumes you keep the product for 5 year(s).
The actual risk can vary significantly if you cash in at an early stage and you may get back less.

The summary risk indicator is a guide to the level of risk of this product compared to other products. It shows how likely it is that the product will lose money because of movements in the markets or because we are not able to pay you.

We have classified this product as 5 out of 7, which is a medium-high risk class. This rates the potential losses from future performance at a medium-high level, and poor market conditions will likely impact our capacity to pay you.

Be aware of currency risk. Your local currency may be different from the currency of the product. You may receive payments in a currency that is not your local currency, so the final return you will get may depend on the exchange rate between the two currencies. This risk is not considered in the indicator shown above.
This product may be exposed to further risks that are not included in the Summary Risk Indicator. Further information can be found in the prospectus.
This product does not include any protection from future market performance so you could lose some or all of your investment.

Performance Scenarios

The figures shown include all the costs of the product itself, but may not include all the costs that you pay to your advisor or distributor. The figures do not take into account your personal tax situation, which may also affect how much you get back.

What you will get from this product depends on future market performance. Market developments in the future are uncertain and cannot be accurately predicted.
The scenarios shown are illustrations based on results from the past and on certain assumptions.

Recommended holding period: 5 years
Investment = GBP 10,000

Scenarios		IF YOU EXIT AFTER 1 YEAR	IF YOU EXIT AFTER 5 YEARS
Minimum scenario	There is no minimum guarantied return. You could lose some or all of your investment.		
Stress scenario	What you might get back after costs	GBP 2,920	GBP 2,030
	Average return each year %	-70.80%	-27.31%
Unfavourable scenario	What you might get back after costs	GBP 8,320	GBP 9,210
	Average return each year %	-16.80%	-1.63%
Moderate scenario	What you might get back after costs	GBP 10,820	GBP 17,760
	Average return each year %	8.20%	12.17%
Favourable scenario	What you might get back after costs	GBP 16,920	GBP 25,580
	Average return each year %	69.20%	20.66%

The stress scenario shows what you might get back in extreme market circumstances, and it does not take into account the situation where we are not able to pay you.
Unfavourable scenario: This type of scenario occurred for an investment between 2021 and 2024.
Moderate scenario: This type of scenario occurred for an investment between 2017 and 2022.
Favourable scenario: This type of scenario occurred for an investment between 2016 and 2021.

WHAT HAPPENS IF PICTET ASSET MANAGEMENT (EUROPE) S.A. IS UNABLE TO PAY OUT?

Pictet Asset Management (Europe) S.A. is a société anonyme. The Fund is also a société anonyme and its assets are segregated from those of the Management Company. The Fund has entrusted the Depositary Bank with the safekeeping of its assets, which are kept separated from the Depositary Bank's assets. A default of Pictet Asset Management (Europe) S.A. will therefore have no impact on the value of your investment in the product. However, you may benefit from a consumer protection scheme.

WHAT ARE THE COSTS?

The person advising on or selling you this product may charge you other costs. If so, this person will provide you with information about these costs and how they affect your investment.

Costs over time

The tables show the amounts that are taken from your investment to cover different types of costs. These amounts depend on how much you invest and how long you hold the product. The amounts shown here are illustrations based on an example investment amount and different possible investment periods.
We have assumed:
— In the first year you would get back the amount that you invested (0 % annual return). For the other holding periods we have assumed the product performs as shown in the moderate scenario
— GBP 10,000 is invested.

Scenarios	IF YOU EXIT AFTER 1 YEAR	IF YOU EXIT AFTER 5 YEARS
Total costs	GBP 118	GBP 950
Annual cost impact (*)	1.18%	1.18%

(*) This illustrates how costs reduce your return each year over the holding period. For example it shows that if you exit at the recommended holding period your average return per year is projected to be 13.35% before costs and 12.17% after costs.

We may share part of the costs with the person selling you the product to cover the services they provide to you. They will inform you of the amount.

These figures do not include any distribution fees, however the person selling you the product may charge you and they will inform you of the actual distribution fee.

Composition of costs

The table below shows:

— the impact each year of the different types of costs on the investment return you might get at the end of the recommended holding period;

— the meaning of the different cost categories.

— using an investment assumption of GBP 10,000.

ONE-OFF COSTS UPON ENTRY OR EXIT		IF YOU EXIT AFTER 1 YEAR
Entry costs	Pictet Asset Management (Europe) S.A. do not charge an entry fee, however the person selling you the product may charge you up to a maximum of 5%.	Up to GBP 500
Exit costs	Pictet Asset Management (Europe) S.A. do not charge an exit fee for this product, but the person selling you the product may charge you no more than 1%.	Up to GBP 100
ONGOING COSTS TAKEN EACH YEAR		
Management fees and other administrative or operating costs	1.10% taken from this Share Class over a year. This is an estimate based on actual costs over the last year.	GBP 110
Transaction costs	0.0758% of the value of your investment per year. This is an estimate of the costs incurred when we buy and sell the underlying investments for the product. The actual amount will vary depending on how much we buy and sell.	GBP 8
INCIDENTAL COSTS TAKEN UNDER SPECIFIC CONDITIONS		
Performance fees and/or Carried interests	There is no performance fee for this product. There is no carried interest	GBP 0

HOW LONG SHOULD I HOLD IT AND CAN I TAKE MONEY OUT EARLY?

Recommended holding period: 5 years. We have selected this Recommended holding period considering the volatility of the asset class. You can disinvest according to fund prospectus without penalty. Refer to the "What are the costs?" section for the impact of the costs on your investment return when you exit.

HOW CAN I COMPLAIN?

Any complaint regarding the conduct of the persons advising on, or selling, the product can be submitted directly to these persons or their supervisors. Any complaint regarding the product or the conduct of the manufacturer of this product can be addressed in writing to the following address: Pictet Asset Management (Europe) S.A.,6B, rue du Fort Niedergruenewald, L-2226 Luxembourg, or by email to: **PAM_Complaint@pictet.com** or by following the complaint resolution procedure available in the “Resources” section at the bottom of the page of the following website: ***assetmanagement.pictet***

OTHER RELEVANT INFORMATION

Past performance for this product for the past 10 years is available by clicking on this **link**. Additionally, you can access the monthly **previous performance scenario** by clicking on this **link**.

* You can access the Responsible Investment Policy by following this **link.**

ROYAL LONDON ASSET MANAGEMENT

Key Investor Information

This document provides you with key investor information about this fund. It is not marketing material. The information is required by law to help you understand the nature and the risks of investing in this fund. You are advised to read it so you can make an informed decision about whether to invest.

Royal London Short-Term Money Market Fund (Accumulation - Class Y Shares)

A sub-fund of Royal London Bond Funds ICVC ISIN: GB00B8XYYQ86
Managed by Royal London Unit Trust Managers Limited

Objectives and investment policy

Objective The Fund's investment objective is to preserve capital and provide an income over rolling 12-month periods by predominantly investing (at least 80% of its assets) in cash and cash equivalents.

Policy The Fund is actively managed, meaning that the manager will use their expertise to select investments to meet the objective.
At least 80% of the Fund will be invested in eligible instruments as permitted by the Money Market Funds Regulation. These will include cash, time deposits, certificates of deposit, commercial paper, floating-rate notes, and short-dated government bonds.
The Fund may also make use of reverse repurchase agreements. The Fund may also hold a small amount of the portfolio in derivatives (investments that derive their value from another closely related underlying investment) for the purposes of efficient portfolio management.
Money market instruments will have a minimum rating of A-1, P-1 or F1 or long-term equivalent. Held assets will have 397 days or less to maturity. The weighted average maturity of the Fund will not exceed 60 days and the weighted average life will not exceed 120 days.
The Fund's holdings are also subject to predefined ethical criteria, which are reviewed on a quarterly basis. The Fund will not invest in the bonds or other securities of companies or other organisations that generate more than 10% of their turnover from either one or a combination of the following:
1) Armaments – The manufacture of armaments, nuclear weapons or associated strategic products
2) Tobacco – The growing, processing or selling of tobacco products
3) Fossil Fuels - the exploration, extraction and refining of oil, gas or coal
The Fund's comparator benchmark is the Bank of England Sterling Overnight Interbank Average (SONIA). For the most appropriate comparison, this should be considered on a 'before the deduction of fees' basis. SONIA is the average overnight interest rate UK banks pay for unsecured transactions in sterling. It is considered to be an appropriate benchmark as it is a widely recognised approach to benchmarking short-term money market and fixed income funds.

Recommendation Investors who seek current income, protection of capital (but not guaranteed) or a short-term investment option.

Concepts to understand

Money market instruments Money-market instruments are short-term, liquid investments issued by public institutions or companies.

Rolling 12 month Period A rolling 12 month period is any period of twelve months, no matter which day you start on.

Reverse repurchase agreements Agreeing to sell a purchased security at a specified later date.

Efficient Portfolio Management A list of approved investment techniques, including the use of derivatives, used to protect against excessive risk, reduce cost or generate extra income or growth.

Ratings Credit-rating agencies rate bonds based on the likelihood of them defaulting and being unable to repay their debt.

You can buy and sell your shares on each working day, except public holidays, at 12:00 noon if you tell us before 12:00 noon that you want to do so. Instructions received after 12:00 noon will be processed at 12:00 noon on the following working day.
Other share classes may be available as described in the Prospectus. If this is an income share class, any income will be paid out to you. If this is an accumulation share class, any income will be reinvested in the Fund.

Risk and reward profile

1	2	3	4	5	6	7

Lower risk — Higher risk

Typically lower rewards — Typically higher rewards

The fund is shown in risk category 1 because its share price has shown a very low level of volatility historically.. The indicator has been calculated using historical data and may not be a reliable indication of the future risk profile of the Fund. As an investment, money market instruments are typically less volatile than bonds and shares.
The risk and reward indicator is not a measure of the expected rise or fall in capital but shows how sharply the Fund's share price has gone up and down historically.
A fund whose share price has experienced sharp or large increases or decreases will sit in a higher risk category, whereas a fund whose share price has experienced small or gradual increases or decreases will sit in a lower risk category.
The indicator is calculated using a standard methodology derived from EU rules.
The risk/reward indicator is an estimate and not a guarantee. Going forward, the Fund's actual volatility could be higher or lower, and its rated risk/reward profile could change. The lowest risk category does not mean the investment is risk free.
The risk indicator does not adequately capture the following risks, which are materially relevant to the Fund:
Investment Risk The value of investments and any income from them may go down as well as up and is not guaranteed. Investors may not get back the amount invested.
Credit Risk Should the issuer of a fixed income security become unable to make income or capital payments, or their rating is downgraded, the value of that investment will fall. Fixed income securities that have a lower credit rating can pay a higher level of income and have an increased risk of default.
EPM Techniques The Fund may engage in EPM techniques including holdings of derivative instruments. Whilst intended to reduce risk, the use of these instruments may expose the Fund to increased price volatility.
Interest Rate Risk Fixed interest securities are particularly affected by trends in interest rates and inflation. If interest rates go up, the value of capital may fall, and vice versa. Inflation will also decrease the real value of capital.
Counterparty Risk The insolvency of any institutions providing services such as safekeeping of assets or acting as counterparty to derivatives or other instruments, may expose the Fund to financial loss.
Inflation Risk Where the income yield is lower than the rate of inflation, the real value of your investment will reduce over time.
Money Market Fund Risks A Money Market Fund is not a guaranteed investment, and is different from an investment in deposits. The principal invested in the Fund is capable of fluctuation and the risk of loss of the principal is to be borne by the investor. The Fund does not rely on external support for guaranteeing the liquidity of the Fund or stabilising the NAV per share.

Charges

The charges you pay are used to pay the costs of running the Fund, including the costs of marketing and distributing the Fund. These charges reduce the potential growth of the investment.

One-off charges taken before or after you invest:	
Entry charge	None
Exit charge	None
Charges taken from the fund over a year:	
Ongoing charge	0.10%
Charges taken from the fund under specific conditions:	
Performance fee	None

The entry and exit charge is the maximum that might be taken out of your money before it is invested or before the proceeds of your investment are paid out.
Ongoing charge is based on the Fund Management Fee (FMF), which is the periodic fee paid to the ACD to cover the expenses of the Fund. This figure does not include portfolio transaction costs. Ongoing charges are the same for all investors in the share class.

Past performance

The graph shows fund performance over the past 10 years where available. The figure for a given year shows how much the Fund increased or decreased in value during that year. These results reflect ongoing charges taken from the Fund, but do not reflect any entry charges you might have to pay.
The Fund was launched on 22 July 1999 as a unit trust and converted to an open-ended investment company (OEIC) on 30 April 2010. The share class was launched on 26 November 2012.

The Royal London Short-Term Money Market Fund (Accumulation - Class Y Shares) *in GBP*

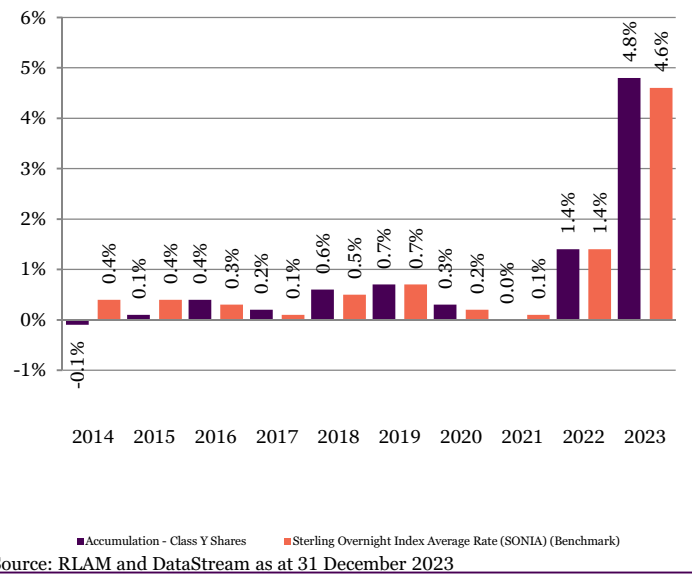

Source: RLAM and DataStream as at 31 December 2023

Past performance is not a guide to future performance and may not be repeated.
The chart shows performance in British Pounds after the ongoing charges and the portfolio transaction costs have been paid. Entry and exit charges are excluded from calculations of past performance. The past performance is calculated in British Pounds, with net dividends reinvested.

Practical information

Depositary: HSBC Bank plc

Additional Information: This Key Investor Information Document (KIID) may not contain all the information you need. For additional information on this fund (including the Supplementary Information Document), on other share classes of this fund and on other funds, or to obtain a free copy of the Fund's Prospectus or the annual and semi-annual shareholder reports, call the information line or write to the registered office, details of which are below. Alternatively, visit www.rlam.com. The Prospectus and shareholder reports are in English.
This document describes one share class of the Fund. The Prospectus and annual and semi-annual shareholder reports are prepared for the entire fund across all share classes.

For fund performance and most recent share price, visit www.rlam.com.

Should you wish to switch share classes or funds, please see the "Switching" section of the Prospectus for details.

This Sub-Fund qualifies as a "Variable Net Asset Value Money Market Fund" in accordance with Regulation (EU) 2017/1131 of the European Parliament and of the Council of 14 June 2017 on Money Market Funds as may be amended or replaced from time to time and therefore will comply with these guidelines.

Tax: Investors should note that the tax legislation that applies to the Fund may have an impact on the personal tax position of their investment in the Fund. Contact your adviser to discuss tax treatment, suitability of this investment, and other questions.

Notices: Royal London Unit Trust Managers Limited may be held liable solely on the basis of any statement contained in this document that is misleading, inaccurate or inconsistent with the relevant parts of the Prospectus.

The Prospectus and long reports (shareholder reports) are prepared for the entire company. The assets and liabilities of each sub-fund are segregated by law. Therefore, the assets of the Fund belong exclusively to it and are not available to meet the liabilities of any other fund of Royal London Bond Funds ICVC.

The Fund is authorised in the United Kingdom and regulated by the Financial Conduct Authority, Royal London Unit Trust Managers Limited is authorised and regulated by the Financial Conduct Authority.

Details of the Company's remuneration policy are available at www.rlam.com including: (a) a description of how remuneration and benefits are calculated; and (b) the identities of persons responsible for awarding remuneration and benefits. A paper copy of these details may be obtained, free of charge, on request from the Company, at the address below.

Address: Royal London Asset Management

80 Fenchurch Street, London, EC3M 4BY

Telephone: 03456 04 04 04

Website: www.rlam.com
A member of the Investment Association

Publication Date: This Key Investor Information is accurate as at 30 September 2024

Schroders

Key Investor Information

This document provides you with key investor information about this fund. It is not marketing material. The information is required by law to help you understand the nature and the risks of investing in this fund. You are advised to read it so you can make an informed decision about whether to invest.

Schroder Strategic Bond Fund

an Authorised Unit Trust of Schroder Unit Trusts Limited

Class Z Accumulation GBP (GB00B7FPS593)

This fund is managed by Schroder Unit Trusts Limited, which is a member of the Schroders Group.

Objectives and investment policy

Objectives

The fund aims to provide income and capital growth of between 2.5% and 4.5% per annum (after fees have been deducted) over a 3 to 5 year period by investing in bonds issued by governments, government agencies, supranationals and companies worldwide. This cannot be guaranteed and your capital is at risk.

Investment policy

The fund is actively managed and invests at least 80% of its assets in fixed and floating rate securities denominated in sterling (or in other currencies and hedged back into sterling) issued by governments, government agencies, supra-national and corporate issuers worldwide.

The fund may invest up to 40% of its assets in asset backed securities and mortgage backed securities.
The fund may invest up to 15% of its assets in contingent convertible securities.
The fund may invest up to 50% of its assets in below investment grade securities as measured by Standard & Poor's or an equivalent credit rating agency, or in unrated securities.

The fund may also invest directly or indirectly in other securities (including in other asset classes), countries, regions, industries or currencies, collective investment schemes (including Schroder funds), warrants and money market instruments, and hold cash.

The fund may use derivatives with the aim of achieving investment gains, reducing risk or managing the fund more efficiently(for more information please refer to section 6 of Appendix I of the Prospectus).

Benchmark

The fund's performance should be assessed against the income and capital growth target of between 2.5% and 4.5%, and compared against the Bloomberg Multiverse ex treasuries A+-B- GBP hedged and the Investment Association Strategic Bond sector average.

Dealing frequency

You may redeem your investment upon demand. This fund deals daily.

Distribution policy

This unit class accumulates income received from the fund's investments, meaning it is kept in the fund and its value is reflected in the price of the unit class.

Risk and reward profile

Lower risk — Potentially lower reward

Higher risk — Potentially higher reward

1 2 3 **4** 5 6 7

The risk and reward indicator

The risk category is based upon the fund's risk target and there is no guarantee that the fund will achieve it.

The fund's risk category is not guaranteed to remain fixed and may change over time.

A fund in the lowest category does not mean a risk-free investment.

The fund is in this category because it can take higher risks in search of higher rewards and its price may rise and fall accordingly.

Risk factors

ABS and MBS risk: The fund may invest in mortgage or asset-backed securities. The underlying borrowers of these securities may not be able to pay back the full amount that they owe, which may result in losses to the fund.

Contingent convertible bonds: The fund may invest in contingent convertible bonds which are bonds that convert to shares if the bond issuer's financial health deteriorates. A reduction in the financial strength of the issuer may result in losses to the fund.

Performance risk: Investment objectives express an intended result but there is no guarantee that such a result will be achieved. Depending on market conditions and the macro economic environment, investment objectives may become more difficult to achieve.

Credit risk: A decline in the financial health of an issuer could cause the value of its bonds to fall or become worthless.

Currency risk: The fund may lose value as a result of movements in foreign exchange rates, otherwise known as currency rates.

Derivatives risk: Derivatives, which are financial instruments deriving their value from an underlying asset, may be used to manage the portfolio efficiently. The fund may also materially invest in derivatives including using short selling and leverage techniques with the aim of making a return. A derivative may not perform as expected, may create losses greater than the cost of the derivative and may result in losses to the fund.

High yield bond risk: High yield bonds (normally lower rated or unrated) generally carry greater market, credit and liquidity risk meaning greater uncertainty of returns.

Interest rate risk: The fund may lose value as a direct result of interest rate changes.

Liquidity risk: In difficult market conditions, the fund may not be able to sell a security for full value or at all. This could affect performance and could cause the fund to defer or suspend redemptions of its shares, meaning investors may not be able to have immediate access to their holdings.

Operational risk: Operational processes, including those related to the safekeeping of assets, may fail. This may result in losses to the fund.

Charges

One-off charges taken before or after you invest	
Entry charge	None
Exit charge	None

This is the maximum that might be taken out of your money before it is invested or before the proceeds of your investment are paid out.

Charges taken from the fund over a year	
Ongoing charges	0.65%

Charges taken from the fund under certain specific conditions
Performance fee
None

The charges you pay are used to pay the costs of running the fund, including the costs of marketing and distributing it. These charges reduce the potential growth of your investment.

The entry and exit charges shown are maximum figures and in some cases you might pay less. You can find out the actual entry and exit charges from your financial advisor.

The ongoing charges figure is based on the last year's expenses for the year ending December 2023 and may vary from year to year. The ongoing charge figure excludes portfolio transaction costs. The charges are mostly, if not exclusively, the Schroders Annual Charge (as may be discounted for retail unit classes depending on the size of the fund) but certain additional expenses may be charged as set out in the prospectus. The Schroders Annual Charge (without any discount) for this unit class of the fund is 0.65%. The fund's annual report for each financial year will include details on the exact charges made including any discounts.

Please see the prospectus for more details about the charges.

Past performance

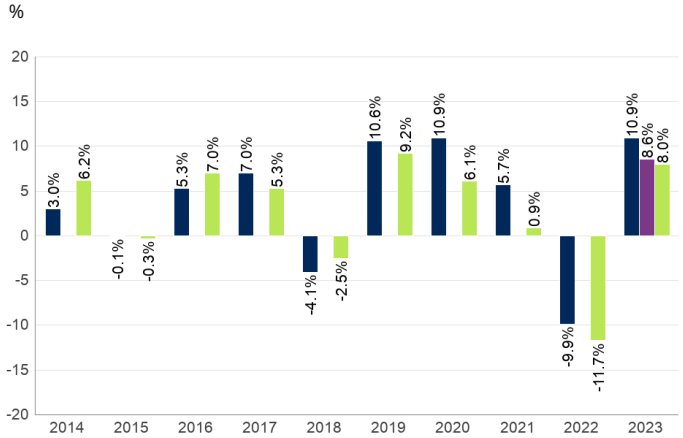

Please note that the fund's investment policy and benchmark were changed on 18 September 2023. The past performance in the above table is based on the fund's investment policy and benchmark (comparator benchmark: Investment Association Strategic Bond sector average) in place prior to this date. Going forward, this table will show past performance from this date based on the new investment policy and benchmarks (comparator benchmark: Bloomberg Multiverse ex treasuries A+-B- GBP hedged) (comparator benchmark: Investment Association Strategic Bond sector average).

- Z Accumulation GBP (GB00B7FPS593)
- Bloomberg Multiverse ex treasuries A+-B- GBP hedged
- Investment Association Strategic Bond sector average

Past performance is not a guide to future performance and may not be repeated. The value of investments may go down as well as up and you may not get back the amount you originally invested.

The chart shows performance in British pound after the ongoing charges and the portfolio transaction costs have been paid.

The fund was launched on 27/03/2012.
The shareclass was launched on 27/03/2012.

Practical information

Trustee:J. P. Morgan Europe Ltd.

Further Information: You can get further information about this fund, including the prospectus, latest annual report, any subsequent half-yearly reports and the latest price of units from **www.schroders.com/ukinvestor** and from Schroders, PO Box 1402, Sunderland, SR43 4AF, England, telephone 0800 182 2399. They are in English, free of charge.

Tax Legislation: The fund is subject to UK tax legislation which may have an impact on your personal tax position.

Liability: Schroder Unit Trusts Ltd may be held liable solely on the basis of any statement contained in this document that is misleading, inaccurate or inconsistent with the relevant parts of the fund's prospectus.

Switches: Subject to conditions, you may apply to switch your investment into another unit class within this fund or in another Schroder fund. Please see the prospectus for more details.

Glossary: You can find an explanation of some of the terms used in this document at **www.schroders.com/ukinvestor/glossary.**

Benchmark: The target benchmark has been selected because it is representative of the type of investments in which the fund is likely to invest, and it is, therefore, an appropriate target in relation to the return that the fund aims to provide. The comparator benchmark has been selected because the investment manager believes that this benchmark is a suitable comparison for performance purposes given the fund's investment objective.

KEY INFORMATION DOCUMENT

Purpose:
This document provides you with key information about this investment product. It is not marketing material. The information is required by law to help you understand the nature, risks, costs, potential gains and losses of this product and to help you compare it with other products.

Document valid from: 19/04/2024

Titan Hybrid Capital Bond Fund (the "Fund"), Class A GBP Accumulation, ISIN: IE00BZ6VKP67

Product

The Fund, a sub-fund of Tideway UCITS Funds ICAV (the "ICAV"), is authorised and supervised by the Central Bank of Ireland ("CBI") in Ireland and manufactured by Waystone Management Company (IE) Limited (the "Manager"). The Manager is authorised in Ireland and regulated by the CBI and the CBI is responsible for supervising the Manager in relation to this Key Information Document.

For more information on this product, please refer to https://www.titaninvestmentsolutions.com/ or call +44 20 3031 6008.

What is this product?

Type: The Fund is domiciled in Ireland and is an open-ended investment company and qualifies as an undertaking for collective investment in transferable securities (“UCITS”).

Intended Retail Investor: The Fund is suitable for investors with a medium to long term holding period and who have a moderate to high risk appetite with an initial subscription of £1,000.

Term: The Fund does not have a fixed term of existence or maturity period but in certain circumstances, as described in the Prospectus, the Fund may be unilaterally terminated following written notice to investors subject to compliance with the Prospectus and applicable regulation. Subject to the liquidation, dissolution and termination rights of the Board of the ICAV as set forth in the Prospectus, the Fund cannot be automatically terminated.

Objectives:

The Fund aims to generate 5% per annum income, net of all expenses, from a hybrid capital portfolio with medium volatility. (As described under the heading Investment Policy below).

The Fund is actively managed and will invest in debt securities which are listed or traded on Recognised Exchanges worldwide. The investments of the Fund represent a hybrid capital portfolio. Hybrid capital is defined as a debt instrument ranking below ordinary senior debt but above common equity. The core focus of the Fund is to invest in subordinated debt issued by large, household name companies. There is no geographical, industry or sectoral focus to the Fund and there is no restriction on the duration of the Fund. The Fund may invest in Contingent Convertible Securities (CoCo's) up to 30% of Fund's overall exposure. A CoCo is a debt security that is intended to either convert into equity or have its principal written down upon the occurrence of certain triggers.
The Fund may invest up to 100% in debt securities which are classified as high yield/sub-investment grade with a credit rating at best of BB+/Ba1 or below.
The Fund may invest up to 30% in debt securities issued by a sub-investment grade company i.e the issuer is sub-investment grade, with a credit rating at best of BB+/Ba1 or below.
The Fund may hold up to 25% in sub-investment grade debt securities which have a credit rating of B+/B1 or below where this credit rating has arisen as a result of a credit rating downgrade from a higher credit rating.
The Fund may not purchase sub-investment grade securities which have a credit rating of B+/B1 or below. The Fund may also invest up to 30% of its Net Asset Value in ordinary preference shares which are a hybrid form of equity with payments and capital repayment ranking senior to common equity dividends. Depending on the market conditions, the Fund may at any time at the Investment Manager's discretion take a defensive investment strategy and move up to 50% of the portfolio (i.e. up to 50% of its net asset value) to cash or cash equivalents. The Fund may utilise derivatives (i.e. foreign exchange forwards) for currency hedging purposes. Derivatives will not be used for investment purposes. The Manager will ensure that the use of derivatives does not materially alter the overall risk profile of the Fund.
The Fund is not managed in reference to a benchmark.

There is no geographical, industry or sectoral focus to the Fund and there is no restriction on the duration of the Fund.

There will be no short positions in the Fund.

This share class is an accumulating share class and, therefore, it is not currently intended to distribute dividends to the Shareholders.

You can buy and sell shares in the Fund on any day, except Saturday or Sunday, when banks in Dublin and London are open for normal business.

The depositary is The Bank of New York Mellon SA/NV, Dublin Branch. ("the Depositary").

What are the risks and what could I get in return?

Risk indicator

1	2	**3**	4	5	6	7

Lower risk **Higher risk**

The risk indicator assumes you keep the product for 5 years. The actual risk can vary significantly if you cash in at an early stage and you may get back less than your original investment. In addition to the market price risk, please refer to the Prospectus for further information.

If the Fund currency differs from your investment currency, you will receive payments in a different currency, so the final return you will get depends on the exchange rate between the two currencies. This risk is not considered in the indicator shown above.

The summary risk indicator is a guide to the level of risk of this product compared to other products. It shows how likely it is that the product will lose money because of movements in the markets or because we are not able to pay you.

We have classified this product as class 3 out of 7, which is a medium-low risk class. This rates the potential losses from future performance at a medium-low level. Poor market conditions could impact your returns.

The value of your investment may fall and you may not get back the amount you invested.

Beside the risks included in the risk indicator, other risks may affect the Fund performance. Please refer to the ICAV's Prospectus for further details.

Performance scenarios

What you will get from this product depends on future market performance. Market developments in the future are uncertain and cannot be accurately predicted.

The figures shown include all the costs of the product itself, but do not take into account your personal tax situation and may not include all the costs that you pay to your advisor or distributor, which may also affect how much you get back.

The stress scenario shows what you might get back in extreme market circumstances.

The unfavourable, moderate, and favourable scenarios shown are illustrations of what you might get back using the worst, average, and best performance of the product / a suitable benchmark over the last 10 years. Markets could develop very differently in the future.

Investment: GBP 10,000 (Recommended holding period: 5 years)			
Scenarios		**If you exit after 1 year**	**If you exit after 5 years** (recommended holding period)
Minimum:	**There is no minimum guaranteed return. You could lose some or all of your investment.**		
Stress Scenario	**What you might get back after costs**	4,080 GBP	**4,570 GBP**
	Average return each year	- 59.25 %	- 14.5 %
Unfavourable Scenario	**What you might get back after costs**	7,900 GBP	**9,710 GBP**
	Average return each year	- 20.97%	- 0.58%
Moderate Scenario	**What you might get back after costs**	10,440 GBP	**13,610 GBP**
	Average return each year	4.45%	6.35%
Favourable Scenario	**What you might get back after costs**	11,960 GBP	**15,520 GBP**
	Average return each year	19.61%	9.19%

Unfavourable: This type of scenario occurred for an investment between 09/2021 and 03/2024.
Moderate: This type of scenario occurred for an investment between 02/2017 and 01/2022.
Favourable: This type of scenario occurred for an investment between 02/2016 and 01/2021.

What happens if the Manager is unable to pay out?

The Manager is responsible for administration and management of the ICAV and does not typically hold assets of the Fund (assets that can be held by depositary are, in line with applicable regulations, held with a depositary in its custody network). The Manager and the Investment Manager have no obligation to pay out since the Fund's design does not contemplate any such payment being made. However, investors may suffer loss if the ICAV or the depositary is unable to pay out. There is no public or private investor compensation scheme that can compensate for any losses due to the insolvency of the ICAV, the Manager and the Investment Manager.

What are the costs?

Costs over Time

The person selling you or advising you about the Fund may charge you other costs. If so, this person will provide you with information about these costs and show you the impact that all costs will have on your investment over time.
The tables show the amounts that are taken from your investment to cover different types of costs. These amounts depend on how much you invest, how long you hold the Fund and how well the Fund performs. The amounts shown here are illustrations based on an example investment amount and different possible investment periods:
We have assumed:
- In the first year you would get back the amount that you invested (0% annual return). For the other holding period we have assumed the Fund performs as shown in the moderate scenario.
- GBP 10,000 is invested.

Investment: GBP 10,000		
	If you exit after 1 year	**If you exit after 5 years** (recommended holding period)
Total costs	126 GBP	**878 GBP**
Annual Cost Impact (*)	1.26 %	1.34 %

*This illustrates how costs reduce your return each year over the holding period. For example it shows that if you exit at the recommended holding period your average return per year is projected to be 7.69% before costs and 6.35% after costs.

Composition of Costs

			If you exit after 1 year
One-off costs upon entry or exit	**Entry costs**	The impact of the costs you pay when entering your investment. We do not charge an entry fee for this investment, but the person selling you the product may do so.	N/A
	Exit costs	The impact of the costs you pay when exiting your investment. We do not charge an exit fee for this investment, but the person selling you the product may do so.	N/A
Ongoing costs	**Management fees and other administrative or operating costs**	0.75% are incurred each year in managing your investments including those incurred by any underlying investments.	76 GBP
	Transaction costs	0.50% is the impact of the costs incurred when we are buying and selling underlying investments for the product.	50 GBP
Incidental costs taken under specific conditions	**Performance fees**	There is no performance fee for this product.	N/A

How long should I hold it and can I take my money out early?

The recommended holding period is 5 years for investments made into this Fund. If you sell your shares before the end of the recommended holding period you may increase the risk of receiving back less than you invested.

Recommended holding period: 5 years

How can I complain?

Complaints may be referred to the Complaints Department, Waystone Management Company (IE) Limited, 35 Shelbourne Road, Ballsbridge, Dublin, D04 A4E0, Ireland or by email to complianceeurope@waystone.com.

Once we have considered your complaint, you may have the right to refer the matter to the Central Bank of Ireland ("CBI"). Should you wish to refer a complaint or contact the CBI, you may do so at: Central Bank of Ireland, New Wapping Street, North Wall Quay, Dublin 1, D01 F7X3, Ireland or by telephone to +353 1 224 6000.

Other relevant information

Alongside this document, please read the Prospectus. Copies of the Prospectus, the latest annual and semi-annual reports, as well as the latest published prices of the shares in the Fund and other information, including how to buy and sell shares are available from the Administrator or the website below.

You may switch your shares to the shares of another sub-fund of the ICAV. Please refer to the Prospectus for full details.

The Fund is one of a number of sub-funds. The assets and liabilities of each sub-fund are segregated by law from each other and the rights of investors and creditors in relation to any sub-fund should normally be limited to the assets of that sub-fund. However, the ICAV is a single legal entity and may operate in jurisdictions that may not recognise such segregation.

The above information and details of the past performance of the Fund and the previous performance scenario calculations can be found on the website https://www.titaninvestmentsolutions.com/. The past performance chart shows the share class's performance as the percentage loss or gain per year over the last 7 years.

UBS

Key Investor Information

This document provides you with key investor information about this fund. It is not marketing material. The information is required by law to help you understand the nature and the risks of investing in this fund. You are advised to read it so you can make an informed decision about whether to invest.

UBS S&P 500 Index Fund, class C Acc (ISIN: GB00BMN91T34), UBS Investment Funds ICVC
This Fund is managed by UBS Asset Management Funds Ltd, a subsidiary of UBS AG

Objectives and investment policy

The UBS S&P 500 Index Fund (the "Fund") seeks to track the return of the S&P 500 Index (the "Index") before the deduction of charges. The Fund employs a passive investment strategy, investing all, or substantially all, of its assets in the shares of companies that make up the Index. To the extent that the Fund is not fully invested in the equities of the Index, it may be invested in shares of companies which in the Manager's opinion are reasonably expected to become part of the Index.

The Index is comprised of 500 leading companies in leading industries of the U.S economy. The Index is a product of S&P Dow Jones Indices LLC ("SPDJI"), and has been licensed for use by UBS AG. Standard & Poor's®, S&P® and S&P 500® are registered trademarks of Standard & Poor's Financial Services LLC ("S&P").The Fund is not sponsored, endorsed, sold or promoted by SPDJI, Dow Jones, S&P, their respective affiliates, and none of such parties make any representation regarding the advisability of investing in the Fund nor do they have any liability for any errors, omissions, or interruptions of the Index.

Other information:

- The Fund may also invest in other financial instruments, including warrants, money market instruments, deposits, cash and near cash and other funds, which may be managed by UBS.
- The Fund aims to have an anticipated tracking error of up to 0.5% per annum. The anticipated tracking error is a target and is not guaranteed.
- The Fund may use derivatives (financial instruments whose value is linked to an underlying asset or index) for the purposes of efficient portfolio management.

Investors can buy or sell shares every UK working day except when NYSE or NASDAQ are closed.

The income in respect of an accumulation share class is not distributed but is retained in the Fund and reflected in the share price.

The Fund is denominated in GBP (Sterling). As such, investors may be exposed to changes in the exchange rate between the underlying currency of the Fund's assets and GBP which may have a negative or positive impact on the returns.

Important information: This Fund may not be appropriate for investors who plan to withdraw their money within 5 years of investment.

Risk and reward profile

Lower risk — Higher risk
Typically lower rewards — Typically higher rewards

1	2	3	4	5	**6**	7

More about this rating
- The risk category is based on return volatility of the Fund over the last five years or, where the fund has existed for less than five years, a combination of the return volatility of the fund and a model portfolio. The method used for this estimation depends on the type of fund.
- Historical data may not be a reliable indication for the future.
- The risk category shown is not guaranteed and may vary over time.
- The lowest category does not mean 'risk free'.

Why is this fund in Category 6?
The fund is in category 6 because the volatility of past returns of the Index has been very high.
No capital guarantee for this Fund exists so investors could lose the whole of their investment. A more detailed list of the risks can be found in the "Risk Factors" section of the prospectus.

The risk indicator may not fully take into account the following risks.
- Equity risk: Equities (also known as shares) can lose value rapidly and typically involve higher risks than bonds.
- Counterparty risk: counterparties on trades may default or not comply with contractual obligations resulting in loss.
- Exchange rate risk: the value of investments may be impacted by changes in the exchange rates of currencies.
- Derivatives risk: derivatives can be highly sensitive to changes in the value of the asset on which they are based which can increase the size of losses and gains.
- Liquidity risk: securities may become more difficult to sell or sell at a desired price during difficult market conditions.

Charges

The charges you pay are used to pay the costs of running the Fund, including the costs of marketing and distributing it. These charges reduce the potential growth of your investment.

One-off charges taken before or after you invest	
Entry charge	0.00%
Exit charge	0.00%
This is the maximum that might be taken out of your money before it is invested / before the proceeds of your investment are paid out.	
Charges taken from the fund over a year	
Ongoing charges	0.09%
Charges taken from the fund under certain specific conditions	
Performance fee	none

The **entry** and **exit charges** shown are maximum figures. In some cases you might pay less – you can find this out from your financial adviser.

The **ongoing charges** figure is based on expenses for the last twelve months ended to the date of this KIID. This figure may vary from year to year. It generally excludes:

- Portfolio transaction costs, except in the case of an entry/exit charge paid by the Fund when buying or selling units in another collective investment undertaking

For more information, please see the charges section of the Fund's prospectus, which is available at **www.ubs.com/funds**.

Past performance

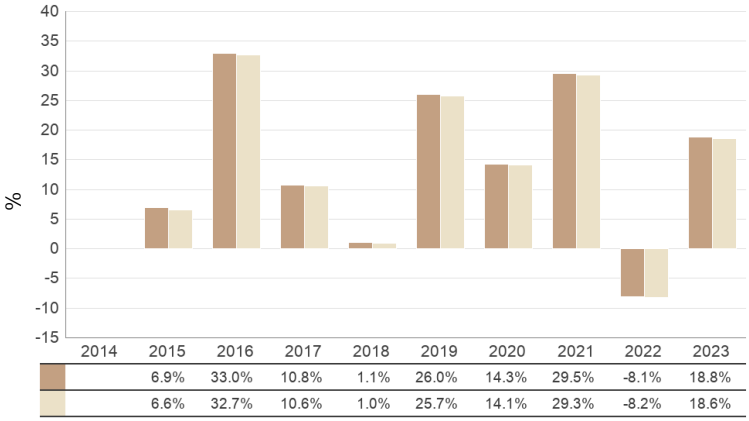

	2014	2015	2016	2017	2018	2019	2020	2021	2022	2023
C Acc - GB00BMN91T34		6.9%	33.0%	10.8%	1.1%	26.0%	14.3%	29.5%	-8.1%	18.8%
Benchmark: S&P 500 Index		6.6%	32.7%	10.6%	1.0%	25.7%	14.1%	29.3%	-8.2%	18.6%

Past performance is not a guide to future performance
Performance is based on NAV prices with income reinvested net of basic rate tax. Figures show discrete annual performance on a calendar year basis, to the most recent year end. For details on Fund charges, please refer to the Charges section above. In general, any past performance takes account of all ongoing charges but not the entry charge.

The class was launched in 2014.

The past performance of this Fund is calculated in GBP.

Practical information

Depositary
NatWest Trustee and Depositary Services Limited

Further Information
This document describes a Fund of the UCITS, named at the beginning of this KIID. Liabilities are segregated by law and the liability of each Fund is limited in respect of any amount owed by the Fund itself. Existing investors have the right to switch their investment to another Fund held within the same UCITS. Fund, share class and right to switch information can be found within the full prospectus and the latest annual and semi-annual reports, which are prepared for the entire UCITS, and available free of charge, in English, from the Fund Management Company, 5 Broadgate , London EC2M 2QS, or **www.ubs.com/funds**.
The currency of the share class is GBP and its share price is available every UK working day at **www.ubs.com/funds**.

Tax Legislation
The Fund is subject to the tax laws and regulations of the UK. This might have an impact on your personal tax position. For further details you should consult a tax adviser.

Liability Statement
UBS Asset Management Funds Ltd may be held liable solely on the basis of any statement contained in this document that is misleading, inaccurate or inconsistent with the relevant parts of the prospectus of the fund.
Remuneration.
Details of the up-to-date remuneration policy, including, but not limited to, a description of how remuneration and benefits are calculated, the identity of persons responsible for awarding the remuneration and benefits including the composition of the remuneration committee, if any, are available at **www.ubs.com/uk/en/asset_management/investors/publications.html** and a paper copy of the remuneration policy will be made available free of charge upon request

Key Investor Information

This document provides you with key investor information about this fund. It is not marketing material. The information is required by law to help you understand the nature and the risks of investing in this fund. You are advised to read it so you can make an informed decision about whether to invest.

Vanguard FTSE U.K. All Share Index Unit Trust (the "Fund")

GBP Acc

ISIN: GB00B3X7QG63

Manager: Vanguard Investments UK, Limited ("VIUK")

Objectives and investment policy

- The Fund seeks to track the performance of the FTSE All-Share Index (the "Index").
- The Index is a free-float market-capitalisation weighted index representing the performance of all eligible companies listed on the London Stock Exchange's main market, which pass screening for size and liquidity. Free-float means that only shares readily available in the market are included when calculating a company's weight in a given index and excludes locked-in shares (such as those held by governments). Market-capitalisation is the value of a company's outstanding shares in the market and shows the size of a company.
- The Fund is a passive fund which means it takes the form of tracking a specific index in order to replicate its performance.
- The Fund attempts to:

  1.Track the performance of the Index by investing in all component shares of the Index in the same proportion as the Index. Where not practicable to fully replicate, the Fund will use a sampling process.

  2. Remain fully invested and hold small amounts of cash except in extraordinary market, political or similar conditions where the Fund may temporarily depart from this investment policy to avoid losses.
- The Fund may use derivatives in order to reduce risk or cost and/or generate extra income or growth (known as "efficient portfolio management"). A derivative is a financial contract whose value is based on the value of a financial asset (such as a share, bond, or currency) or a market index.
- The currency of the unit class is GBP.
- The Fund invests in securities which are denominated in currencies other than the share class currency. Movements in currency exchange rates can affect the return of investments.
- The Fund is appropriate for long-term investment. You should have an investment horizon of at least 5 years.
- Income from the Fund will be reinvested and reflected in the price of units in the Fund.
- Portfolio transaction costs will have an impact on performance.
- Units in the Fund can be bought or sold on a daily basis (save on certain bank holidays or public holidays and subject to certain restrictions described in Appendix 1 of the Prospectus). A list of the days on which units in the Fund cannot be bought or sold is available on: https://fund-docs.vanguard.com/Vanguard-FTSE-U.K.All-Share-Index-UT.pdf

For further information about the objectives and investment policy of the Fund and Vanguard's relationship with the Index provider, please see Appendix 1 and the "Disclaimer" section of the Vanguard FTSE U.K. All Share Index Unit Trust prospectus (the "Prospectus") on our website at https://global.vanguard.com/

Risk and reward profile

Lower risk — Higher risk

Typically lower rewards — Typically higher rewards

1	2	3	4	5	**6**	7

- This indicator is based on historical data and may not be a reliable indication of the future risk profile of the Fund.
- The risk category shown is not guaranteed and may change over time.
- The lowest category does not mean "risk free".
- The Fund is rated 6 due to the nature of its investments which include the risks listed below. These factors may impact the value of the Fund's investments or expose the Fund to losses.

  - The value of equities and equity-related securities can be affected by daily stock market movements. Other influential factors include political, economic news, company earnings and significant corporate events.

  - Investment risk is concentrated in specific sectors, countries, currencies or companies. This means the Fund is more sensitive to any localised economic, market, political or regulatory events.

The risk and reward indicator does not take account of the following risks of investing in the Fund:

- Counterparty risk. The insolvency of any institutions providing services such as safekeeping of assets or acting as counterparty to derivatives or other instruments, may expose the Fund to financial loss.
- Liquidity risk. Lower liquidity means there are insufficient buyers or sellers to allow the Fund to sell or buy investments readily. This could cause the Fund to incur higher costs when buying or selling investments or could mean that the Fund is not able to buy or sell investments when it would like to do so.
- Index tracking risk. The Fund is not expected to track the performance of the Index at all times with perfect accuracy. The Fund is, however, expected to provide investment results that, before expenses, generally correspond to the price and yield performance of the Index.
- Index sampling risk. As the Fund uses an index sampling technique whereby a representative sample of securities are selected to represent the Index, there is the risk that the securities selected for the Fund may not, in the aggregate, approximate the full Index.
- Use of derivatives. The use of derivatives could increase or reduce exposure to underlying assets and result in greater fluctuations of the Fund's net asset value.

For further information on risks please see the "Risk Factors and Performance" section of the Prospectus on our website at https://global.vanguard.com

Charges

The charges you pay are used to pay the costs of running the Fund, including the costs of marketing and distributing it. These charges reduce the potential growth of your investment.

One-off charges taken before or after you invest	
Entry charge	None
Exit charge	None
This is the maximum that might be taken out of your money before it is invested / before the proceeds of your investment are paid out.	
Charges taken from the Fund over a year	
Ongoing charges	0.06%
Charges taken from the Fund under certain specific conditions	
Performance fee	None

The entry and exit charges shown are maximum figures and in some cases you might pay less. Investors can find out the actual entry and exit charges from their distributor and or adviser.

The ongoing charges figure is based on expenses for the year ended 31 December 2023. This figure may vary from year to year. It excludes portfolio transaction costs.

For further information about charges please see the sections entitled "Buying Units", "Redeeming Units", "Charges and Expenses", "Dilution Adjustment" and Appendix 1 of the Prospectus on our website at https://global.vanguard.com

Past performance

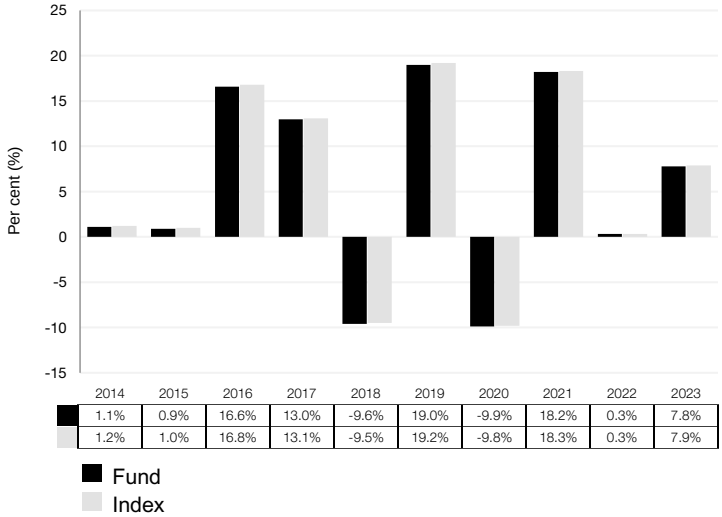

	2014	2015	2016	2017	2018	2019	2020	2021	2022	2023
Fund	1.1%	0.9%	16.6%	13.0%	-9.6%	19.0%	-9.9%	18.2%	0.3%	7.8%
Index	1.2%	1.0%	16.8%	13.1%	-9.5%	19.2%	-9.8%	18.3%	0.3%	7.9%

- **Past performance:**
- **Is not a reliable indication of future performance.**
- Includes ongoing charges and the reinvestment of income. It excludes entry and exit fees.
- Has been calculated in GBP.
- Units in the Fund were first issued in 2009.
- This unit class was launched in 2009.

Practical information

- **Trustee:** State Street Trustees Limited.
- **Documents, prices of units and further information:** You can obtain copies of the Prospectus and the latest annual and semi-annual report and accounts for the Fund along with the latest published prices of units and other practical information, from our website at https://global.vanguard.com. The documents are available in English and are free of charge.
- **Prices:** The last published prices of units in the Fund are also available from the FT's website www.ft.com or https://global.vanguard.com
- **Tax:** The Fund is subject to the tax laws of the United Kingdom. Depending on your country of residence, this may have an impact on your personal tax position. You are recommended to consult your professional tax adviser.
- **Liability:** VIUK may be held liable solely on the basis of any statement contained in this document that is misleading, inaccurate or inconsistent with the relevant parts of the Prospectus for the Fund.
- **Units:** The Fund has both accumulation and income units. You may switch some or all of your shares of one type, to shares of another type within the Fund or other funds managed by VIUK. Details of switching are provided in the Prospectus.
- Information about other classes of unit offered by the Fund can be found in the prospectus or from our website at https://global.vanguard.com.
- Further information on the Index Provider please see the Fund's prospectus.
- **Remuneration policy:** Details of the Vanguard European Remuneration Policy are available at https://www.ie.vanguard/content/dam/intl/europe/documents/ch/en/ucits-v-remuneration-policy.pdf including: (a) a description of how remuneration and benefits are calculated; and (b) the identities of persons responsible for awarding remuneration and benefits. A paper copy of these details may be obtained, free of charge, on request from the Head of Human Resources, Europe, Vanguard Asset Services, Limited, 4th Floor The Walbrook Building, 25 Walbrook, London EC4N 8AF.

The Fund is authorised in the UK and regulated by the Financial Conduct Authority ("FCA"). VIUK is authorised and regulated in the UK by the FCA. This key investor information is accurate as at 26/11/2024.

KEY INFORMATION DOCUMENT

Purpose:
This document provides you with key information about this investment product. It is not marketing material. The information is required by law to help you understand the nature, risks, costs, potential gains and losses of this product and to help you compare it with other products.

Document valid from: 13/05/2024

Titan Core Credit Fund (the "Fund"), Class A GBP Accumulation Shares, ISIN: IE000KBMQSA8

Product

The Fund, a sub-fund of Tideway UCITS Funds ICAV (the "ICAV"), is authorised and supervised by the Central Bank of Ireland ("CBI") in Ireland and manufactured by Waystone Management Company (IE) Limited (the "Manager"). The Manager is authorised in Ireland and regulated by the CBI and the CBI is responsible for supervising the Manager in relation to this Key Information Document.

For more information on this product, please refer to or call +44 20 3031 6008.

What is this product?

Type: The Fund is domiciled in Ireland and is an open-ended investment company and qualifies as an undertaking for collective investment in transferable securities (“UCITS”).

Intended Retail Investor: The Fund is suitable for investors with a medium holding period and who have a low to moderate risk appetite.

Term: The Fund does not have a fixed term of existence or maturity period but in certain circumstances, as described in the Prospectus, the Fund may be unilaterally terminated following written notice to investors subject to compliance with the Prospectus and applicable regulation. Subject to the liquidation, dissolution and termination rights of the Board of the ICAV as set forth in the Prospectus, the Fund cannot be automatically terminated.

Objectives:

The Fund aims to achieve capital appreciation by outperforming the GBP Hedged Bloomberg Global Aggregate Corporate Index (“Benchmark”) on a rolling 3-year basis.

The Fund is actively managed and will invest in fixed income securities listed or traded on Recognised Exchanges worldwide. The investments of the Fund represent a fixed income credit portfolio. Fixed income is defined as a corporate or asset backed securities.

The core focus of the fund is to invest in government and/or corporate investment grade securities, including fixed and/or floating rate debt securities.

There is no geographical, industry or sectoral focus to the Fund. However, maximum 20% of the Fund’s Net Asset Value can be invested in emerging markets.

There will be no leverage or short positions in the Fund.

The Fund may invest up to 100% of its Net Asset Value in government and/or corporate fixed income securities which are classified as investment grade or sub-investment grade securities with a credit rating typically AAA to BB-

The Fund may invest up to 20% of the Fund’s Net Asset Value in high yield/sub-investment grade fixed income securities with an average credit rating of BB+/Ba1 or below.

Ratings will be determined by taking the average rating from Standard & Poor’s, Moody’s, Fitch or any other equivalent recognised rating agency.

The Fund may invest up to 40% of the Fund’s Net Asset Value in corporate bonds that are subordinated debt including unsecured bonds and corporate hybrid bonds, as well as additional/restricted Tier 2 bonds and Tier 3 bonds issued by financial companies such as banks and insurance companies.

Depending on the market conditions, the Fund, where considered appropriate by the Investment Manager, may be wholly invested in cash deposits and money market instruments.

The Fund may utilise derivatives for currency hedging purposes. Derivatives will not be used for investment purposes.

The Fund is considered to be actively managed in reference to the GBP Hedged Bloomberg Global Aggregate Corporate Index by virtue of the fact that it aims to measure performance against the Index and to outperform the Index on a rolling basis. However, the Index is not used for portfolio composition and the Fund may be wholly invested in securities which are not constituents of the Index.

This share class is an accumulating share class and, therefore, it is not currently intended to distribute dividends to the Shareholders.

You can buy and sell shares in the sub-fund on any week day on which commercial banks are open in Dublin and London.

The depositary is The Bank of New York Mellon SA/NV, Dublin Branch. ("the Depositary").

What are the risks and what could I get in return?

Risk indicator

1	2	**3**	4	5	6	7

Lower risk **Higher risk**

The risk indicator assumes you keep the product for 5 years. The actual risk can vary significantly if you cash in at an early stage and you may get back less than your original investment. In addition to the market price risk, please refer to the Prospectus for further information.

If the Fund currency differs from your investment currency, you will receive payments in a different currency, so the final return you will get depends on the exchange rate between the two currencies. This risk is not considered in the indicator shown above.

The summary risk indicator is a guide to the level of risk of this product compared to other products. It shows how likely it is that the product will lose money because of movements in the markets or because we are not able to pay you.

We have classified this product as class 3 out of 7, which is a medium-low risk class. This rates the potential losses from future performance at a medium-low level. Poor market conditions could impact your returns.

The value of your investment may fall and you may not get back the amount you invested.

Due to effects of unusual market conditions, other risks could be triggered, such as: counterparty risk and liquidity risk. Please refer to the ICAV's Prospectus for further detail

Performance scenarios

What you will get from this product depends on future market performance. Market developments in the future are uncertain and cannot be accurately predicted.

The figures shown include all the costs of the product itself, but do not take into account your personal tax situation and may not include all the costs that you pay to your advisor or distributor, which may also affect how much you get back.

The stress scenario shows what you might get back in extreme market circumstances.

The unfavourable, moderate, and favourable scenarios shown are illustrations of what you might get back using the worst, average, and best performance of the product / a suitable benchmark over the last 10 years. Markets could develop very differently in the future.

Investment: GBP 10,000 (Recommended holding period: 5 years)			
Scenarios		**If you exit after 1 year**	**If you exit after 5 years** (recommended holding period)
Minimum:	**There is no minimum guaranteed return. You could lose some or all of your investment.**		
Stress Scenario	**What you might get back after costs**	8,100 GBP	**7,540 GBP**
	Average return each year	- 19.02 %	- 5.5 %
Unfavourable Scenario	**What you might get back after costs**	8,160 GBP	**8,710 GBP**
	Average return each year	- 18.41%	- 2.72%
Moderate Scenario	**What you might get back after costs**	10,220 GBP	**11,430 GBP**
	Average return each year	2.2%	2.7%
Favourable Scenario	**What you might get back after costs**	11,100 GBP	**12,460 GBP**
	Average return each year	11.02%	4.5%

Unfavourable: This type of scenario occurred for an investment between 08/2021 and 02/2024.
Moderate: This type of scenario occurred for an investment between 05/2015 and 04/2020.
Favourable: This type of scenario occurred for an investment between 01/2016 and 12/2020.

What happens if the Manager is unable to pay out?

The Manager is responsible for administration and management of the ICAV and does not typically hold assets of the Fund (assets that can be held by depositary are, in line with applicable regulations, held with a depositary in its custody network). The Manager and the Investment Manager have no obligation to pay out since the Fund's design does not contemplate any such payment being made. However, investors may suffer loss if the ICAV or the depositary is unable to pay out. There is no public or private investor compensation scheme that can compensate for any losses due to the insolvency of the ICAV, the Manager and the Investment Manager.

What are the costs?

Costs over Time

The person selling you or advising you about the Fund may charge you other costs. If so, this person will provide you with information about these costs and show you the impact that all costs will have on your investment over time.
The tables show the amounts that are taken from your investment to cover different types of costs. These amounts depend on how much you invest, how long you hold the Fund and how well the Fund performs. The amounts shown here are illustrations based on an example investment amount and different possible investment periods:
We have assumed:
- In the first year you would get back the amount that you invested (0% annual return). For the other holding period we have assumed the Fund performs as shown in the moderate scenario.
- GBP 10,000 is invested.

Investment: GBP 10,000		
	If you exit after 1 year	**If you exit after 5 years** (recommended holding period)
Total costs	49 GBP	**285 GBP**
Annual Cost Impact (*)	0.49 %	0.51 %

*This illustrates how costs reduce your return each year over the holding period. For example it shows that if you exit at the recommended holding period your average return per year is projected to be 3.21% before costs and 2.70% after costs.

Composition of Costs

			If you exit after 1 year
One-off costs upon entry or exit	**Entry costs**	The impact of the costs you pay when entering your investment. We do not charge an entry fee for this investment, but the person selling you the product may do so.	N/A
	Exit costs	The impact of the costs you pay when exiting your investment. We do not charge an exit fee for this investment, but the person selling you the product may do so.	N/A
Ongoing costs	**Management fees and other administrative or operating costs**	0.40% are incurred each year in managing your investments including those incurred by any underlying investments.	40 GBP
	Transaction costs	0.09% is the impact of the costs incurred when we are buying and selling underlying investments for the product.	9 GBP
Incidental costs taken under specific conditions	**Performance fees**	There is no performance fee for this product.	N/A

How long should I hold it and can I take my money out early?

The recommended holding period is 5 years for investments made into this Fund. If you sell your shares before the end of the recommended holding period you may increase the risk of receiving back less than you invested.

Recommended holding period: 5 years

How can I complain?

Complaints may be referred to the Complaints Department, Waystone Management Company (IE) Limited, 35 Shelbourne Road, Ballsbridge, Dublin, D04 A4E0, Ireland or by email to complianceeurope@waystone.com.

Once we have considered your complaint, you may have the right to refer the matter to the Central Bank of Ireland ("CBI"). Should you wish to refer a complaint or contact the CBI, you may do so at: Central Bank of Ireland, New Wapping Street, North Wall Quay, Dublin 1, D01 F7X3, Ireland or by telephone to +353 1 224 6000.

Other relevant information

Alongside this document, please read the Prospectus. Copies of the Prospectus, the latest annual and semi-annual reports, as well as the latest published prices of the shares in the Fund and other information, including how to buy and sell shares are available from the Administrator or the website below.

You may switch your shares to the shares of another sub-fund of the ICAV. Please refer to the Prospectus for full details.

The Fund is one of a number of sub-funds. The assets and liabilities of each sub-fund are segregated by law from each other and the rights of investors and creditors in relation to any sub-fund should normally be limited to the assets of that sub-fund. However, the ICAV is a single legal entity and may operate in jurisdictions that may not recognise such segregation.

The above information and details of the past performance of the Fund and the previous performance scenario calculations can be found on the website https://www.titaninvestmentsolutions.com/. The past performance chart shows the share class's performance as the percentage loss or gain per year over the last 0 years.

KEY INFORMATION DOCUMENT

Purpose:
This document provides you with key information about this investment product. It is not marketing material. The information is required by law to help you understand the nature, risks, costs, potential gains and losses of this product and to help you compare it with other products.

Document valid from: 13/05/2024

Titan Short Duration IG Income Fund (the "Fund"), Class A GBP Accumulation Shares, ISIN: IE000DWW91I4

Product

The Fund, a sub-fund of Tideway UCITS Funds ICAV (the "ICAV"), is authorised and supervised by the Central Bank of Ireland ("CBI") in Ireland and manufactured by Waystone Management Company (IE) Limited (the "Manager"). The Manager is authorised in Ireland and regulated by the CBI and the CBI is responsible for supervising the Manager in relation to this Key Information Document.

For more information on this product, please refer to or call +44 20 3031 6008.

What is this product?

Type: The Fund is domiciled in Ireland and is an open-ended investment company and qualifies as an undertaking for collective investment in transferable securities (“UCITS”).

Intended Retail Investor: The Fund is suitable for investors with a medium holding period and who have a low risk appetite.

Term: The Fund does not have a fixed term of existence or maturity period but in certain circumstances, as described in the Prospectus, the Fund may be unilaterally terminated following written notice to investors subject to compliance with the Prospectus and applicable regulation. Subject to the liquidation, dissolution and termination rights of the Board of the ICAV as set forth in the Prospectus, the Fund cannot be automatically terminated.

Objectives:

The Fund aims to achieve capital protection and capital appreciation by providing a return against the Bank of England UK Base Rate (“Benchmark”) of +0.5% on a rolling 1 year basis.

The Fund is actively managed and will invest in fixed income securities listed or traded on Recognised Exchanges worldwide. The investments of the Fund represent a fixed income credit portfolio. Fixed income is defined as a corporate or asset backed securities.

The core focus of the fund is to invest in government and/or corporate Investment Grade ("IG") securities, including fixed and/or floating rate debt securities.

There will be no leverage or short positions in the Fund.

The Fund will have a maximum duration of 1.5 years. Duration is the price sensitivity of the fixed income securities in the Fund to changes in interest rates, expressed as a number of years.At least 25% of the Fund’s portfolio will be invested in securities which have final legal maturity within 1 (one) year.

All fixed rate securities must have expected maturity date of 3 (three) years or less. All floating rate securities must have expected maturity date of 5 (five) years or less.

The Fund may invest up to 100% of its Net Asset Value in government and/or corporate fixed income securities which are classified as Investment Grade ("IG") which means that securities have a credit rating AAA to BBB-.

At least 50% of the Fund’s portfolio will be invested in securities rated AA on average and at least 25% will be invested in AAA.

Ratings will be determined by taking the average rating from Standard & Poor’s, Moody’s, Fitch or any other equivalent recognised rating agency.

The Fund may invest in covered bonds which are bonds issued by a bank or mortgage institution and collateralised against a pool of assets that, in case of failure of the issuer, can cover claims at any point of time.

Depending on the market conditions, the Fund, where considered appropriate by the Investment Manager, may be wholly invested in cash deposits and money market instruments.

The Fund may utilise derivatives for currency hedging purposes. Derivatives will not be used for investment purposes.

The Fund is considered to be actively managed in reference to the Bank of England’s Base Rate by virtue of the fact that it aims to measure performance against the Index and to generate a return against the Bank of England’s Base Rate plus 0.5% per annum on a rolling basis.

There is no geographical, industry or sectoral focus to the Fund.

This share class is an accumulating share class and, therefore, it is not currently intended to distribute dividends to the Shareholders.

You can buy and sell shares in the sub-fund on any week day on which commercial banks are open in Dublin and London.

The depositary is The Bank of New York Mellon SA/NV, Dublin Branch. ("the Depositary").

What are the risks and what could I get in return?

Risk indicator

1	2	3	4	5	6	7

Lower risk **Higher risk**

The risk indicator assumes you keep the product for 5 years. The actual risk can vary significantly if you cash in at an early stage and you may get back less than your original investment. In addition to the market price risk, please refer to the Prospectus for further information.

If the Fund currency differs from your investment currency, you will receive payments in a different currency, so the final return you will get depends on the exchange rate between the two currencies. This risk is not considered in the indicator shown above.

The summary risk indicator is a guide to the level of risk of this product compared to other products. It shows how likely it is that the product will lose money because of movements in the markets or because we are not able to pay you.

We have classified this product as class 1 out of 7, which is the lowest risk class. This rates the potential losses from future performance at a very low level. Poor market conditions could impact your returns.

The value of your investment may fall and you may not get back the amount you invested.

Due to effects of unusual market conditions, other risks could be triggered, such as: counterparty risk and liquidity risk. Please refer to the ICAV's Prospectus for further detail

Performance scenarios

What you will get from this product depends on future market performance. Market developments in the future are uncertain and cannot be accurately predicted.

The figures shown include all the costs of the product itself, but do not take into account your personal tax situation and may not include all the costs that you pay to your advisor or distributor, which may also affect how much you get back.

The stress scenario shows what you might get back in extreme market circumstances.

The unfavourable, moderate, and favourable scenarios shown are illustrations of what you might get back using the worst, average, and best performance of the product / a suitable benchmark over the last 10 years. Markets could develop very differently in the future.

Investment: GBP 10,000 (Recommended holding period: 5 years)			
Scenarios		**If you exit after 1 year**	**If you exit after 5 years** (recommended holding period)
Minimum:	**There is no minimum guaranteed return. You could lose some or all of your investment.**		
Stress Scenario	**What you might get back after costs**	9,900 GBP	**9,740 GBP**
	Average return each year	- 0.99 %	- 0.52 %
Unfavourable Scenario	**What you might get back after costs**	9,960 GBP	**9,850 GBP**
	Average return each year	- 0.44%	- 0.3%
Moderate Scenario	**What you might get back after costs**	9,970 GBP	**9,870 GBP**
	Average return each year	- 0.28%	- 0.26%
Favourable Scenario	**What you might get back after costs**	10,430 GBP	**10,470 GBP**
	Average return each year	4.35%	0.92%

Unfavourable: This type of scenario occurred for an investment between 03/2014 and 02/2019.
Moderate: This type of scenario occurred for an investment between 11/2015 and 10/2020.
Favourable: This type of scenario occurred for an investment between 03/2019 and 02/2024.

What happens if the Manager is unable to pay out?

The Manager is responsible for administration and management of the ICAV and does not typically hold assets of the Fund (assets that can be held by depositary are, in line with applicable regulations, held with a depositary in its custody network). The Manager and the Investment Manager have no obligation to pay out since the Fund's design does not contemplate any such payment being made. However, investors may suffer loss if the ICAV or the depositary is unable to pay out. There is no public or private investor compensation scheme that can compensate for any losses due to the insolvency of the ICAV, the Manager and the Investment Manager.

What are the costs?

Costs over Time

The person selling you or advising you about the Fund may charge you other costs. If so, this person will provide you with information about these costs and show you the impact that all costs will have on your investment over time.
The tables show the amounts that are taken from your investment to cover different types of costs. These amounts depend on how much you invest, how long you hold the Fund and how well the Fund performs. The amounts shown here are illustrations based on an example investment amount and different possible investment periods:
We have assumed:
- In the first year you would get back the amount that you invested (0% annual return). For the other holding period we have assumed the Fund performs as shown in the moderate scenario.
- GBP 10,000 is invested.

Investment: GBP 10,000		
	If you exit after 1 year	**If you exit after 5 years** (recommended holding period)
Total costs	37 GBP	**182 GBP**
Annual Cost Impact (*)	0.37 %	0.37 %

*This illustrates how costs reduce your return each year over the holding period. For example it shows that if you exit at the recommended holding period your average return per year is projected to be 0.11% before costs and -0.26% after costs.

Composition of Costs

			If you exit after 1 year
One-off costs upon entry or exit	**Entry costs**	The impact of the costs you pay when entering your investment. We do not charge an entry fee for this investment, but the person selling you the product may do so.	N/A
	Exit costs	The impact of the costs you pay when exiting your investment. We do not charge an exit fee for this investment, but the person selling you the product may do so.	N/A
Ongoing costs	**Management fees and other administrative or operating costs**	0.30% are incurred each year in managing your investments including those incurred by any underlying investments.	30 GBP
	Transaction costs	0.07% is the impact of the costs incurred when we are buying and selling underlying investments for the product.	7 GBP
Incidental costs taken under specific conditions	**Performance fees**	There is no performance fee for this product.	N/A

How long should I hold it and can I take my money out early?

The recommended holding period is 5 years for investments made into this Fund. If you sell your shares before the end of the recommended holding period you may increase the risk of receiving back less than you invested.

Recommended holding period: 5 years

How can I complain?

Complaints may be referred to the Complaints Department, Waystone Management Company (IE) Limited, 35 Shelbourne Road, Ballsbridge, Dublin, D04 A4E0, Ireland or by email to complianceeurope@waystone.com.

Once we have considered your complaint, you may have the right to refer the matter to the Central Bank of Ireland ("CBI"). Should you wish to refer a complaint or contact the CBI, you may do so at: Central Bank of Ireland, New Wapping Street, North Wall Quay, Dublin 1, D01 F7X3, Ireland or by telephone to +353 1 224 6000.

Other relevant information

Alongside this document, please read the Prospectus. Copies of the Prospectus, the latest annual and semi-annual reports, as well as the latest published prices of the shares in the Fund and other information, including how to buy and sell shares are available from the Administrator or the website below.

You may switch your shares to the shares of another sub-fund of the ICAV. Please refer to the Prospectus for full details.

The Fund is one of a number of sub-funds. The assets and liabilities of each sub-fund are segregated by law from each other and the rights of investors and creditors in relation to any sub-fund should normally be limited to the assets of that sub-fund. However, the ICAV is a single legal entity and may operate in jurisdictions that may not recognise such segregation.

The above information and details of the past performance of the Fund and the previous performance scenario calculations can be found on the website https://www.titaninvestmentsolutions.com/. The past performance chart shows the share class's performance as the percentage loss or gain per year over the last 0 years.