

# Non-UCITS Retail Scheme Key Investor Information



This document provides you with key investor information about this fund. It is not marketing material. The information is required by law to help you understand the nature and the risks of investing in this fund. You are advised to read it so you can make an informed decision about whether to invest.

abrdn Global Real Estate Fund, a Sterling denominated sub fund of the abrdn Global Real Estate Fund, Platform 1 Inc Shares (ISIN: GB00B700D764). This fund is managed by abrdn Fund Managers Limited.

## OBJECTIVES AND INVESTMENT POLICY

### Investment Objective

To generate income and some growth over the long term (5 years or more) by investing in global commercial property markets.  
Performance Target: To generate a return of 5% per annum over rolling three year periods, after charges. The Performance Target is the level of performance that the management team hopes to achieve for the fund. There is however no certainty or promise that they will achieve the Performance Target.  
The Manager believes this is an appropriate target for the fund based on the investment policy of the fund.

### Investment Policy Portfolio Securities

- The fund invests at least 80% in global commercial property and property-related equities (company shares) with the potential for up to 100% to be held in commercial property at any time.
- The fund may also invest indirectly in commercial property through investment vehicles such as quoted and unquoted property companies or funds (including those managed by abrdn).
- The fund may also invest in money-market instruments, and cash.

### Management Process

- The management team use market research and their discretion (active management) to identify investments that are expected to benefit from changes in property prices and property improvements. They will maintain a diverse asset mix at country and sector level.
- The fund will be subject to constraints which are intended to manage risk such as the fund must not hold more than 35% of its assets in any emerging market countries.
- Non-Sterling denominated assets will typically be hedged back to Sterling to reduce exposure to currency rate movements.
- Please note: Selling property can be a lengthy process so investors in the fund should be aware that, in certain circumstances, they may not be able to sell their investment when they want to.

### Derivatives and Techniques

- The fund may use derivatives to reduce risk, reduce cost and/or generate additional income or growth consistent with the risk profile of the fund (often referred to as 'Efficient Portfolio Management').
- Where derivatives are used, this would typically be to maintain allocations following a significant inflow into the fund or to manage currency risk.

Investors in the fund may buy and sell shares on any dealing day (as defined in the Prospectus).  
If you invest in income shares, income from investments in the fund will be paid out to you. If you invest in accumulation shares, income will be added to the value of your shares.  
Recommendation: the fund may not be appropriate for investors who plan to withdraw their money within five years. Investors should satisfy themselves that their attitude to risk aligns with the risk profile of this fund before investing.

## RISK AND REWARD PROFILE

Investors should be aware of the following risk factors:

- Commercial property is less liquid than other asset classes such as bonds or equities. Selling property can be a lengthy process so investors in the fund should be aware that they may not be able to sell their investment when they want to.
- Commercial property transaction charges are higher than those which apply in other asset classes. Investors should be aware that a high volume of transactions would have a material impact on fund returns.
- Property valuation is a matter of judgment by an independent valuer and is therefore a matter of the valuer's opinion rather than fact.
- The fund invests in equity and equity related securities. These are sensitive to variations in the stock markets which can be volatile and change substantially in short periods of time.
- Dividend payment policies of the REITs in which the fund invests are not representative of the dividend payment policy of the fund.
- The fund invests in emerging market equities and / or bonds. Investing in emerging markets involves a greater risk of loss than investing in more developed markets due to, among other factors, greater political, tax, economic, foreign exchange, liquidity and regulatory risks.
- The use of derivatives carries the risk of reduced liquidity, substantial loss and increased volatility in adverse market conditions, such as a failure amongst market participants. The use of derivatives may result in the fund being leveraged (where market exposure and thus the potential for loss by the fund exceeds the amount it has invested) and in these market conditions the effect of leverage will be to magnify losses.
- The fund employs a single swinging pricing methodology to protect against the dilution impact of transaction costs. Due to the high transaction charges associated with the fund's assets, a change in the pricing basis will result in a significant movement in the fund's published price.

All investment involves risk. This fund offers no guarantee against loss or that the fund's objective will be attained.

The price of assets and the income from them may go down as well as up and cannot be guaranteed; an investor may receive back less than their original investment.

Inflation reduces the buying power of your investment and income.

The value of assets held in the fund may rise and fall as a result of exchange rate fluctuations.

The fund could lose money if an entity (counterparty) with which it does

business becomes unwilling or unable to honour its obligations to the fund.

In extreme market conditions some securities may become hard to value or sell at a desired price. This could affect the fund's ability to meet redemptions in a timely manner.

The fund could lose money as the result of a failure or delay in operational processes and systems including but not limited to third party providers failing or going into administration.

## CHARGES

The charges you pay are used to pay the costs of running the fund including marketing and distributing it. These charges reduce the potential growth of your investment.

### One-off charges taken before or after you invest

|              |       |
|--------------|-------|
| Entry charge | 0.00% |
| Exit charge  | 0.00% |

These are the maximum charges that we might take out of your money before it is invested and before we pay out the sale proceeds of your investment. In some cases, you might pay less and you should speak to your financial adviser about this.

### Charges taken from the fund over a year

|                 |       |
|-----------------|-------|
| Ongoing charges | 1.11% |
|-----------------|-------|

### Charges taken from the fund under certain specific conditions

|                 |       |
|-----------------|-------|
| Performance fee | 0.00% |
|-----------------|-------|

The entry and exit charges shown are maximum figures. In some cases you might pay less – you can find this out from your financial adviser. The Ongoing Charges figure reflects the amount based on the expenses within the annual report for each financial year. This figure may vary from year to year. It excludes: performance fees (where applicable); portfolio transaction costs, except in the case of an entry/exit charge paid by the fund when buying or selling in another collective investment undertaking.

Where the Fund invests in an open-ended collective investment scheme which is operated or managed by the ACD/the Manager or an associate of the ACD/the Manager, no additional annual management charge will be incurred by the Fund on such an investment.

The annual report for each financial year will include detail on the exact charges made.

The Ongoing Charge figure is as at 30/04/2022.

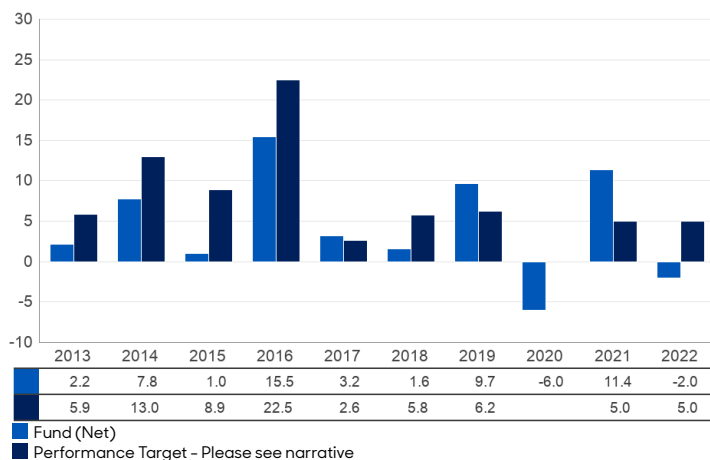
A switching charge may be applied in accordance with the Prospectus. For more information about charges please see Prospectus.

Further information on the charges can be found in the Prospectus.

## PAST PERFORMANCE

abrdn Global Real Estate Fund, Platform 1 Inc, 31 December 2022

% Returns



Past performance is not a guide to future performance.

Performance is net of charges and does not take into account any entry, exit or switching charges but does take into account the ongoing charge, as shown in the Charges section.

Performance is calculated in GBP.

The fund was launched in 2005. The share/unit class was launched in 2012.

Performance up to 28 July 2014 relates to the Standard Life Investments Select Property Fund and was achieved under a different investment policy that no longer applies. From 28 July 2014 it will be managed in accordance with the new investment policy for the Standard Life Investments Global Real Estate Fund as detailed in the Prospectus. Performance Target – MSCI Global Custom Property/MSCI World Real Estate Custom (GBP) from 01/10/2014. IMA Property Sector Mean (GBP) from 01/09/2010 to 30/09/2014. Consumer Price (GBP) +5.00% from 13/10/2005 to 31/08/2010.

## PRACTICAL INFORMATION

Name of Trustee: Citibank UK Limited, Citigroup Centre, Canada Square, Canary Wharf, London E14 5LB.

Further information about abrdn Global Real Estate Fund (Prospectus, report & accounts) can be found at [www.abrdn.com](http://www.abrdn.com), where documents may be obtained free of charge.

Other practical information (e.g. where to find latest unit prices) can be found in documents held at [www.abrdn.com](http://www.abrdn.com).

Details of the up to date remuneration policy which includes a description of how remuneration and benefits are calculated, the identities of the persons responsible for awarding remuneration and benefits and the composition of the remuneration committee, are available at [www.abrdn.com](http://www.abrdn.com) and a paper copy will be available free of charge upon request from abrdn Fund Managers Limited.

Prospective investors should consult their own professional advisers on the potential tax consequences of acquiring, holding or selling units. abrdn Fund Managers Limited may be held liable solely on the basis of any statement contained in this document that is misleading, inaccurate or inconsistent with the relevant parts of the Prospectus for abrdn Global Real Estate Fund

Other unit classes may be available in the fund and further information about these can be found in the Prospectus.

This document is specific to the fund and unit class stated at the beginning of this document. However, the Prospectus, annual and half-yearly reports are prepared for the entire fund.



# Artemis SmartGARP UK Equity Fund (the “fund”)

**Class I accumulation units, GBP [ISIN: GB00B2PLJM64]**

The fund is managed by Artemis Fund Managers Limited.

## KEY INVESTOR INFORMATION

This document provides you with key investor information about this fund. It is not marketing material. The information is required by law to help you understand the nature and risks of investing in the fund. You are advised to read it so you can make an informed decision about whether to invest.

## OBJECTIVES AND INVESTMENT POLICY

### Objective

To grow capital over a five year period.

### Investment policy

#### What the fund invests in

- 80% to 100% in company shares.
- Up to 20% in bonds, cash and near cash, other transferable securities, other funds (up to 10%) managed by Artemis and third party funds, money market instruments, and derivatives.

#### Use of derivatives

The fund may use derivatives for efficient portfolio management purposes to:

- reduce risk
- manage the fund efficiently.

#### Where the fund invests

- At least 80% in the United Kingdom.
- Up to 20% in other countries.

#### Industries the fund invests in

- Any

#### Other limitations specific to this fund

- None

### Investment strategy

- The fund is actively managed.
- A proprietary tool called ‘SmartGARP’ is used as the foundation of the investment process. It screens the financial characteristics of companies by identifying those that are growing faster than the market but are trading on lower valuations than the market.
- The manager selects companies that in aggregate have good ‘SmartGARP’ characteristics. This tends to mean that the portfolio contains stocks that have lower valuations than the market average, upgrades to profit forecasts, and are under-owned by the investment community, while at the same time benefiting from helpful trends in the wider economy.


### Benchmarks

- FTSE All-Share Index TR  
A widely-used indicator of the performance of the UK stockmarket, in which the fund invests. It acts as a ‘comparator benchmark’ against which the fund’s performance can be compared. Management of the fund is not restricted by this benchmark.
- IA UK All Companies NR  
A group of other asset managers’ funds that invest in similar asset types as this fund, collated by the Investment Association. It acts as a ‘comparator benchmark’ against which the fund’s performance can be compared. Management of the fund is not restricted by this benchmark.

### Other information

- Dealing frequency: Normally Monday to Friday except UK public holidays and non-dealing days. Visit [www.artemisfunds.com/non-dealing-days](http://www.artemisfunds.com/non-dealing-days) for more information. Instructions received before 12 noon UK time will be processed at 12 noon on the same day.
- Distribution policy: This is an accumulation class. Income received is reinvested in the value of the fund.

## RISK AND REWARD PROFILE



- The fund is in the category shown due to historic volatility (how much and how quickly the value of shares in the fund may have risen and fallen in the past due to movements in markets, currencies and interest rates). It may not be a reliable indication of the future risk profile of the fund.
- The risk category has been calculated using historic data and may not be a reliable indicator of the fund’s future risk profile.
- A risk indicator of “1” does not mean that the investment is “risk free”.

**The risk indicator may not fully take into account the following risks and the following may affect fund performance:**

- **Market volatility risk:** The value of the fund and any income from it can fall or rise because of movements in stockmarkets, currencies and interest rates, each of which can move irrationally and be affected unpredictably by diverse factors, including political and economic events.
- **Currency risk:** The fund’s assets may be priced in currencies other than the fund base currency. Changes in currency exchange rates can therefore affect the fund’s value.

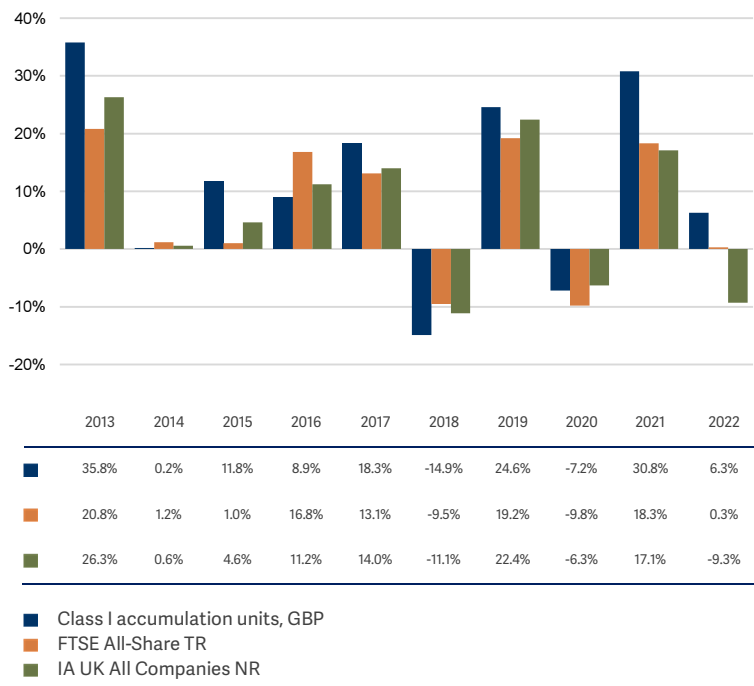
Please refer to the fund’s prospectus for full details of these and other risks which are applicable to this fund.

## CHARGES FOR THE FUND

| One-off charges taken before or after you invest  |        |
|---|--------|
| Entry charge  | None   |
| Exit charge   | None   |
| <b>This is the maximum that might be taken out of your money before it is invested or before the proceeds of your investment are paid out.</b>  |        |
| Charges taken from the fund over a year   |        |
| Ongoing charge  | 0.860% |
| Charges taken from the fund under certain specific conditions   |        |
| Performance fee   | None   |
| <ul style="list-style-type: none"><li>The charges you pay are used to pay the costs of running the fund, including the costs of marketing and distributing it. The charges reduce the potential growth of your investment.</li><li>The ongoing charges figure is an estimate rather than a historic figure because this better reflects the expected future charges. The charges may vary from year to year. The exact charges made for each financial year are contained in the fund's annual report.</li><li>The annual management charge is taken from income.</li></ul> |        |

For more information about charges, please see the fund's prospectus, which is available at [www.artemisfunds.com](http://www.artemisfunds.com) or [www.fundinfo.com](http://www.fundinfo.com).

## PAST PERFORMANCE



- Past performance is net of all charges except any costs incurred when investors buy or sell the fund.
- This class may have charges or a hedging approach different from those in the IA sector benchmark.
- How the fund has performed in the past is not a guide to how it will perform in the future.
- Performance is calculated in sterling.
- Fund launch date: 23 December 1986.
- Class launch date: 1 September 2010.

## PRACTICAL INFORMATION

|  |
|--|
| <b>Trustee:</b> Northern Trust Investor Services Limited.  |
| <b>Further information:</b> Can be obtained from the fund's prospectus and the latest annual and half-yearly reports. The documents are in English and available free of charge. These can be found, along with other information such as the price of the fund's classes by contacting Artemis or visiting <a href="http://www.fundinfo.com">www.fundinfo.com</a> . |
| <b>Remuneration policy:</b> Information about Artemis' remuneration policy is available by contacting Artemis; a paper copy is available free of charge on request.  |
| <b>Tax legislation:</b> UK tax legislation that applies to the fund may have an impact on your personal tax position.  |
| <b>Liability:</b> Artemis Fund Managers Limited may be held liable solely on the basis of any statement contained in this document that is misleading, inaccurate or inconsistent with the relevant parts of the prospectus for the fund.  |
| <b>Glossary:</b> For more information about some of the terms used in this document, please visit <a href="http://www.artemisfunds.com/glossary">www.artemisfunds.com/glossary</a> .   |

**Switches:** Subject to any restrictions on the eligibility of investors for a particular class, you can switch your investments between funds or classes in the Artemis range. For further information, please refer to the prospectus or contact Artemis.

**Contact Artemis:** Visit [www.artemisfunds.com](http://www.artemisfunds.com) or call 0800 092 2051.

**Authorisation and regulation:** The fund is authorised in the UK by the Financial Conduct Authority. Artemis Fund Managers Limited is authorised and regulated in the UK by the Financial Conduct Authority.

This key investor information is accurate as at 6 March 2023.

## KEY INFORMATION DOCUMENT

### Purpose

This document provides you with key information about this investment product. It is not marketing material. The information is required by law to help you understand the nature, risks, costs, potential gains and losses of this product and to help you compare it with other products.

### Barings Investment Umbrella Fund Barings Global Agriculture Fund

### PRODUCT

|                      |   |
|----------------------|---|
| <b>Product:</b>      | Barings Global Agriculture Fund - Class I GBP Acc |
| <b>Manufacturer:</b> | Baring Fund Managers Limited                      |
| <b>Product code:</b> | GB00B3B9VD63                                      |
| <b>Website:</b>      | www.baring.com                                    |
| <b>Call number:</b>  | (+44) 0333 300 0372                               |

Baring Fund Managers Limited is authorised in United Kingdom and regulated by Financial Conduct Authority.

This PRIIP is authorised in United Kingdom.

Document valid as at: 27/07/2023

### WHAT IS THIS PRODUCT?

|                    |   |
|--------------------|---|
| <b>Type:</b>       | An open-ended investment company incorporated with limited liability  |
| <b>Term:</b>       | The Fund does not have a targeted closure date and may be liquidated at any time, as further detailed in the Prospectus |
| <b>Objectives:</b> | To provide capital growth by investing in the agricultural sector.  |

#### Investment Policy:

To invest at least 70% of the Fund directly or indirectly in shares of companies globally which main business is related to agriculture, such as fertiliser, agricultural machinery, animal feed, seed and crop protection manufacturers, agricultural producers including farms, plantations and aquaculture, crop processors, grain and edible oil handlers and distributors, timber, pulp and paper, food ingredient companies, food manufacturers and food retailers. The Fund's exposure to indirect investments may be gained through other Funds (including those managed by Barings or associated companies), transferable securities and derivatives. The Fund is actively managed and the investment manager has discretion in the choices of investments in order to achieve the Fund's objective and is not constrained by a benchmark. The Fund will invest at least 50% of the Fund's total assets in equities of companies that exhibit positive or improving environmental, social and governance (ESG) characteristics. Further detail of the Investment Manager's, Public Equity: ESG Integration & Active Engagement Policy for equity Funds including the Fund is available on the Manager's website at [www.baring.com](http://www.baring.com). The Fund aims to select attractively priced companies with long term growth prospects typically following a strategy known as Growth at a Reasonable Price (GARP). The Fund's strategy focuses on companies with well-established business franchises, strong management and improving balance sheets.

The remainder of the Fund may invest in shares outside of the agricultural sector, bonds (such as those issued by governments, sovereigns, supranationals and companies globally) and cash.

The Fund may use derivative instruments for both investment and hedging purposes. The return on a derivative is linked to movements in an underlying instrument referenced by the derivative such as currency or interest rates. The base currency of the Fund is GBP.

**Share Class Currency Hedging:** This Share Class is not hedged. Therefore the performance of this Share Class will be impacted by foreign exchange rate fluctuations between the Share Class currency and the base currency of the Fund.

**Distribution Policy:** N/A - Income will be rolled up into the value of your investment.

**Dealing Frequency:** Daily. Investors can buy and sell their shares on demand on each Business Day (as defined in the Prospectus).

**Benchmark:** DAXglobal® Agribusiness (Total Net Return) Index. The Fund is actively managed and is not designed to track the benchmark therefore the Fund's performance may deviate materially from the benchmark. The investment manager has complete discretion in making investments and is not constrained by the benchmark. The Fund may invest significantly in instruments which are not included in the benchmark. The benchmark is used only for risk management and performance comparison purposes. The investment manager may consider, for example, issuer exposures, sector weights, country weights and tracking error in each case relative to the benchmark but does not use the benchmark as an investment limitation.

|                                 |   |
|---------------------------------|---|
| <b>Trustee/<br/>Depository:</b> | NatWest Trustee and Depository Services Limited |
|---------------------------------|---|

|                                 |  |
|---------------------------------|--|
| <b>Further<br/>Information:</b> | Barings Investment Umbrella Fund is an umbrella structure. This Key Investor Information Document is specific to the Fund and Share Class stated at the beginning of this document. Further information about other Share Classes can be found in the Fund's Prospectus. You can obtain further information on this Fund including the full Prospectus, latest annual report and accounts and any subsequent half-yearly report and accounts, free of charge at <a href="http://www.baring.com">www.baring.com</a> or upon request from Barings offices. |
|---------------------------------|--|

|                                   |  |
|-----------------------------------|--|
| <b>Practical<br/>Information:</b> | The Fund's price is calculated for each dealing day and is available online at <a href="http://www.baring.com">www.baring.com</a> . Information on how to buy, sell and switch Units is available by contacting Barings (see above for contact details). |
|-----------------------------------|--|

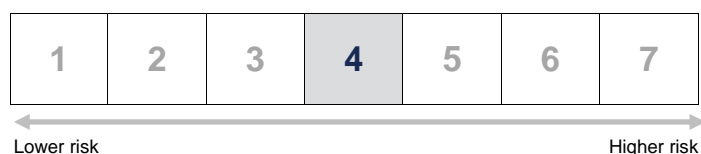
|                                      |  |
|--------------------------------------|--|
| <b>Intended Retail<br/>Investor:</b> | The Fund is intended for all investors seeking capital growth over a long-term investment horizon. Investors should have the ability to bear losses up to the amount they have invested in the Fund. The Fund does not offer capital protection. |
|--------------------------------------|--|

#### Additional Information:

The Swiss representative is BNP Paribas, Paris, Zurich Branch, Selnaustrasse 16, 8002 Zurich, Switzerland. The Swiss paying agent is BNP Paribas, Paris, Zurich Branch, Selnaustrasse 16, 8002 Zurich, Switzerland. Information about the company and its available share classes, the Prospectus, the Key Information Document (KID), the latest annual and semi-annual reports and the articles of association can be obtained free of charge from the Swiss representative.

## WHAT ARE THE RISKS AND WHAT COULD I GET IN RETURN?

### Risk indicator



The risk indicator assumes you keep the product for 5 Years. The actual risk can vary significantly if you cash in at an early stage and you may get back less than your initial investment. You may have to pay significant extra costs to cash in early. You may not be able to sell your product easily or may have to sell at a price that significantly impacts on how much you get back.

The summary risk indicator is a guide to the level of risk of this product compared to other products. It shows how likely it is that the product will lose money because of movements in the markets or because we are not able to pay you.

We have classified this product as class 4 out of 7, which is a medium risk class.

This rates the potential losses from future performance at a medium level, and poor market conditions could impact the capacity of the fund to pay you.

In addition to market risk other risks could be triggered i.e. counterparty risk, currency risk, interest rate risk, operational risk and liquidity risk. Refer to the Prospectus for full details.

This product does not include any protection from future market performance so you could lose some or all of your investment.

If we are not able to pay you what is owed, you could lose your entire investment.

### Performance scenarios

The figures shown include all the costs of the product itself, but may not include all the costs that you pay to your advisor or distributor. The figures do not take into account your personal tax situation, which may also affect how much you get back.

What you will get from this product depends on future market performance. Market developments in the future are uncertain and cannot be accurately predicted.

The unfavourable, moderate, and favourable scenarios shown are illustrations using the worst, average, and best performance of the product / a suitable benchmark over the last 10 years. Markets could develop very differently in the future.

| Recommended holding period: 5 Years<br>Investment 10 000 GBP                          |                                     |                          |   |
|---|-------------------------------------|--------------------------|---|
| Survival Scenarios  |                                     |                          |   |
| There is no minimum guaranteed return. You could lose some or all of your investment. |                                     | If you exit after 1 year | If you exit after 5 years<br>(recommended holding period) |
| Stress scenario   | What might you get back after costs | 2 020 GBP                | 1 950 GBP   |
|   | Average return each year            | - 79.75 %                | - 27.86 %   |
| Unfavourable scenario   | What might you get back after costs | 8 540 GBP                | 8 700 GBP   |
|   | Average return each year            | - 14.63%                 | - 2.75%   |
| Moderate scenario   | What might you get back after costs | 10 890 GBP               | 16 060 GBP  |
|   | Average return each year            | 8.93%                    | 9.93%   |
| Favourable scenario   | What might you get back after costs | 16 060 GBP               | 19 380 GBP  |
|   | Average return each year            | 60.57%                   | 14.15%  |

The stress scenario shows what you might get back in extreme market circumstances.

Unfavourable: This type of scenario occurred for an investment between 06/2022 and 06/2023.

Moderate: This type of scenario occurred for an investment between 02/2017 and 01/2022.

Favourable: This type of scenario occurred for an investment between 06/2016 and 05/2021.

## WHAT HAPPENS IF BARING FUND MANAGERS LIMITED IS UNABLE TO PAY OUT?

The assets of the Fund are segregated from those of Baring Fund Managers Limited. The Depositary is responsible for the safekeeping of the Fund's assets. To that effect, if Baring Fund Managers Limited defaults, there will be no direct financial impact on the Fund. In addition, the Fund's assets shall be segregated from the Depositary's assets, which limits the risk of the Fund suffering some loss in case of default of the Depositary. You may face a financial loss if your broker or the entity from whom you purchased the Fund was to default.

As an investor in the Fund, there is no compensation or guarantee scheme in place.



## WHAT ARE THE COSTS?

The person advising on or selling you this product may charge you other costs. If so, this person will provide you with information about these costs and how they affect your investment.

### Costs over Time

The tables show the amounts that are taken from your investment to cover different types of costs. These amounts depend on how much you invest, how long you hold the product and how well the product does. The amounts shown here are illustrations based on an example investment amount and different possible investment periods:

We have assumed:

- In the first year you would get back the amount that you invested (0% annual return). For the other holding periods we have assumed the product performs as shown in the moderate scenario.
- GBP 10 000 is invested.

| Investment 10 000 GBP | If you exit after 1 year | If you exit after 5 years |
|-----------------------|--------------------------|---------------------------|
| <b>Total Costs</b>    | <b>132 GBP</b>           | <b>1 085 GBP</b>          |
| Annual Cost Impact*   | 1.3 %                    | 1.4 %                     |

(\*) This illustrates how costs reduce your return each year over the holding period. For example it shows that if you exit at the recommended holding period your average return per year is projected to be 11.4% before costs and 9.9% after costs.

### Composition of Costs

| One-off costs upon entry or exit                                   |   | If you exit after 1 year |
|--|---|--------------------------|
| <b>Entry costs</b>   | We do not charge any entry fee.   | N/A                      |
| <b>Exit costs</b>  | We do not charge an exit fee for this product, but the person selling you the product may do so.  | N/A                      |
| <b>Ongoing costs</b>   |   |                          |
| <b>Management fees and other administrative or operating costs</b> | 1.00% of the value of your investment per year. This is an estimate based on actual costs over the last year.   | 101 GBP                  |
| <b>Transaction costs</b>   | 0.30% of the value of your investment per year. This is an estimate of the costs incurred when we buy and sell the underlying investments for the product. The actual amount will vary depending on how much we buy and sell. | 31 GBP                   |
| <b>Incidental costs taken under specific conditions</b>            |   |                          |
| <b>Performance Fee</b>   | We do not charge a performance fee  | 0 GBP                    |

## HOW LONG SHOULD I HOLD IT AND CAN I TAKE MONEY OUT EARLY?

**Recommended holding period:** 5 Years

The Fund's recommended holding period is 5 years as the Fund invests for the long term. Investors can sell their shares on demand on each Business Day (as defined in the Fund's Prospectus). For further information on the Fund's divestment procedure and when divestment is possible, please refer to the "Redemption of Shares" section of the Fund's Prospectus.

## HOW CAN I COMPLAIN?

If you have a complaint in relation to the Fund, Barings Fund Managers Limited and/or any person advising on or selling the Fund, you may write to us directly. Contact details are provided below. Any complaint will be handled in accordance with our internal complaints handling procedures.

**Website:** [www.baring.com](http://www.baring.com)  
**E-mail:** [ldncompliance@barings.com](mailto:ldncompliance@barings.com)  
**Postal address:** 20 Old Bailey, London, EC4M 7AN

Barings will handle your request and provide you with a feedback as soon as possible

## OTHER RELEVANT INFORMATION

You can obtain further information on this Fund including the full prospectus free of charge at [www.baring.com](http://www.baring.com)

Without prejudice to ad hoc reviews, this Key Information Document is updated at least every 12 months.

A detailed list of the risks associated with investing in this product, together with risks relevant to the market in which this Company invests, is available at [www.baring.com](http://www.baring.com). The Company's latest annual and interim reports, monthly factsheet and full portfolio details are also available at [www.baring.com](http://www.baring.com), together with information relating to the Company's gearing and management fee.

The past performance of this product can be found on [barings.com](http://barings.com) or by following this link

[https://api.kneip.com/v1/documentdata/permalinks/KPP\\_GB00B3B9VD63\\_en\\_CH.pdf](https://api.kneip.com/v1/documentdata/permalinks/KPP_GB00B3B9VD63_en_CH.pdf)

Past performance shows the fund's performance as the percentage loss or gain per year over the last 10 years.

Previous performance scenario calculations can be found at [barings.com](http://barings.com) or by following this link

[https://api.kneip.com/v1/documentdata/permalinks/KMS\\_GB00B3B9VD63\\_en\\_CH.csv](https://api.kneip.com/v1/documentdata/permalinks/KMS_GB00B3B9VD63_en_CH.csv)

**Purpose:** This document provides you with key information about this investment product. It is not marketing material. The information is required by law to help you understand the nature, risks, costs, potential gains and losses of this product and to help you compare it with other products.

## Product

### COMGEST GROWTH EUROPE EX UK GBP SU ACC

Comgest Growth Plc

IE00BQ1YBM13

Manufacturer: Comgest Growth plc, a self-managed UCITS investment company - [www.comgest.com](http://www.comgest.com).

For more information, please call at +353 1 631 0100

The Central Bank of Ireland is responsible for supervising Comgest Growth plc in relation to this Key Information Document.

Date of Publication: 15 September 2023

## What is this product ?

**Type** This investment vehicle is an Undertaking for Collective Investment in Transferable Securities (UCITS) compliant with European Directive 2014/91/EU.

**Term** No fixed term.  
The Manufacturer may compulsorily redeem your shares for regulatory or tax reasons in accordance with the prospectus.

**Objectives** The objective of the Fund is to increase the value of the Fund (capital appreciation) over the long term through investment in high-quality, long-term growth companies. Growth companies are those companies that can sustain above-average earnings growth for an extended period of time. The Fund will invest at least two-thirds of its assets in shares and preferred shares issued by companies that have their headquarters in, or principally carry out their activities in any European country with the exception of the United Kingdom. While the Fund will primarily invest in shares and other securities related to shares, it may, where it is deemed in the best interest of investors, invest in investment-grade debt securities, such as government bonds issued or guaranteed by the government of any European country with the exception of the United Kingdom. The Fund may invest in other sub-funds of Comgest Growth plc. The Fund is actively managed. This means that the Fund manager applies a detailed fundamental analysis in order to selectively pick companies in a discretionary manner. The Fund is not managed relative to a benchmark index, however, the performance of the Fund is compared to the performance of the MSCI Europe ex UK (Net Return) Index for comparative and information purposes only. This share class is an accumulating share class and income earned is fully reinvested.

**Intended retail investor** This fund is targeted for all types of investors (retail, professional or eligible counterparties) having a basic knowledge of financial instruments, able to make an informed decision based on the fund's prospectus and able to bear the loss of their investment because the fund is not guaranteed. This fund is suitable for investors whose main objective is the growth of their investment in the long-term (more than 5 years).

**Umbrella Fund** Comgest Growth plc is structured as an umbrella fund with several sub-funds.  
As a matter of Irish law, the assets and liabilities of each sub-fund are segregated from the other sub-funds within the umbrella, however, not all jurisdictions may recognise such segregation. The prospectus and periodic reports are prepared for the entire company. This Key Information Document refers to the product which is a single share class of one sub-fund of the company.

**SFDR** The Fund has been categorised as an Article 8 Fund under the Sustainable Finance Disclosure Regulation which is a fund that promotes environmental and/or social characteristics. While the Fund does not have sustainable investment as its objective, it commits to have a minimum proportion of 10% of sustainable investments which contribute to environmental and/or social objectives.

**Depository** CACEIS Investor Services Bank S.A., Dublin Branch

**Product Information** The share price, prospectus, annual and semi-annual reports (available in English, French and German), and practical information on other share classes of this Fund or other sub-funds of the company are available free of charge of at [www.comgest.com](http://www.comgest.com). Shares in the Fund trade every day where the banks in Dublin are open for business. You can place an order to buy, sell or switch shares on any such day directly with the Administrator (CACEIS Investor Services Ireland Limited, 4<sup>th</sup> floor, One George's Quay Plaza, George's Quay, Dublin 2, Ireland). Further information on switching to other share classes is set out in the section on 'Switching' in the prospectus.  
For questions please contact: [Dublin\\_TA\\_Customer\\_Support@caceis.com](mailto:Dublin_TA_Customer_Support@caceis.com) / Tel: +353 1 4406 555.

## What are the risks and what could I get in return ?

### Risk indicator



The risk indicator assumes you keep the product for 5 years.

The actual risk can vary significantly if you do not hold the product for 5 years.

**Be aware of currency risk. You may receive payments in a different currency than the currency of your country of residence, so the final return you will get may depend on the exchange rate between the two currencies. This risk is not considered in the indicator shown above.**

The summary risk indicator is a guide to the level of risk of this product compared to other products. It shows how likely it is that the product will lose money because of movements in the markets or because we are not able to pay you.

This product does not include any protection from future market performance so you could lose some or all of your investment.

We have classified this product as 4 out of 7 which is a medium risk class. This rates the risk of potential losses from future performance at a medium level. The investment amount is not guaranteed and poor market conditions could impact the product's performance.

The indicator does not include Counterparty and Liquidity risk. The Risk Factors section of the Prospectus contains further details.



## Performance scenarios

What you will get from this product depends on future market performance. Market developments in the future are uncertain and cannot be accurately predicted.

The unfavourable, moderate, and favourable scenarios shown are illustrations using the worst, average, and best performance of the product and/or, in case of insufficient track record, a comparable share class or benchmark, over the last 10 years. The scenarios shown are illustrations based on results from the past and on certain assumptions.

| Recommended holding period: 5<br>Example Investment: 10,000 GBP |   | If you exit after 1<br>year | If you exit after<br>5 years (RHP) |
|---|---|-----------------------------|------------------------------------|
| Scenarios   |   |                             |                                    |
| <b>Minimum</b>  | You could lose some or all of your investment |                             |                                    |
| <b>Stress scenario</b>  | <b>What you might get back after costs</b>    | 3,530 GBP                   | 2,890 GBP                          |
|   | Average return each year                      | -64.7%                      | -22.0%                             |
| <b>Unfavourable scenario</b>                                    | <b>What you might get back after costs</b>    | 8,130 GBP                   | 9,450 GBP                          |
|   | Average return each year                      | -18.7%                      | -1.1%                              |
| <b>Moderate scenario</b>  | <b>What you might get back after costs</b>    | 11,200 GBP                  | 18,170 GBP                         |
|   | Average return each year                      | 12.0%                       | 12.7%                              |
| <b>Favourable scenario</b>                                      | <b>What you might get back after costs</b>    | 13,800 GBP                  | 22,510 GBP                         |
|   | Average return each year                      | 38.0%                       | 17.6%                              |

**Stress scenario:** The stress scenario shows what you might get back in extreme market circumstances.

**Unfavourable scenario:** This type of scenario occurred between December 2021 and August 2023 for an investment in the product itself or simulated by reference to a benchmark or proxy in case of insufficient historical data.

**Moderate scenario:** This type of scenario occurred between April 2018 and April 2023 for an investment in the product itself or simulated by reference to a benchmark or proxy in case of insufficient historical data.

**Favourable scenario:** This type of scenario occurred between November 2016 and November 2021 for an investment in the product itself or simulated by reference to a benchmark or proxy in case of insufficient historical data.

The figures shown include all the costs of the product itself but may not include all the costs that you pay to your advisor or distributor. The figures do not take into account your personal tax situation, which may also affect how much you get back.

## What happens if Comgest Growth Plc is unable to pay out ?

The investor may face a financial loss (equal to some or all of the investor's investments) due to the default of the fund. Such a potential loss is not covered by any investor compensation or guarantee scheme.

## What are the costs ?

The person advising on or selling you this product may charge you other costs. If so, this person will provide you with information about these costs and how they affect your investment.

### Costs over time

The tables show the amounts that are taken from your investment to cover different types of costs. These amounts depend on how much you invest and how long you hold the product. The amounts shown here are illustrations based on an example investment amount and different possible investment periods.

We have assumed:

- In the first year you would get back the amount that you invested (0 % annual return).
- For the other holding periods we have assumed the product performs as shown in the moderate scenario.
- 10,000 GBP is invested.

| Investment of 10,000 GBP | If you cash in after 1 year | If you cash in after 5 years (RHP) |
|--------------------------|-----------------------------|------------------------------------|
| Total costs              | 102 GBP                     | 950 GBP                            |
| Cost impact*             | 1.0%                        | 1.2%                               |

\*This illustrates how costs reduce your return each year over the holding period. For example it shows that if you exit at the recommended holding period your average return per year is projected to be 13.8% before costs and 12.7% after costs.

## Composition of costs

| One-off costs upon entry or exit                            |   | If you exit after 1 year |
|---|---|--------------------------|
| Entry costs   | We do not charge an entry fee for this product.   | Up to 0 GBP              |
| Exit costs  | We do not charge an exit fee for this product.  | 0 GBP                    |
| Ongoing costs taken each year                               |   |                          |
| Management fees and other administrative or operating costs | 0.93% of the value of your investment per year. This is an estimate based on actual costs over the last year.   | 93 GBP                   |
| Transaction costs   | 0,10% of the value of your investment per year. This is an estimate of the costs incurred when we buy and sell the underlying investments for the product. The actual amount will vary depending on how much we buy and sell. | 10 GBP                   |
| Incidental costs taken under specific conditions            |   |                          |
| Performance fees and carried interest                       | There is no performance fee for this product.   | 0 GBP                    |

## How long should I hold it and can I take my money out early?

The recommended minimum holding period: 5 years.

Investors may apply for redemption of their shares at any time in accordance with the terms described in the prospectus.

## How can I complain?

If you wish to make a complaint to the Manufacturer, you can submit a complaint free of charge in the following ways:

- By email to: [DL-Dublin-Compliance@comgest.com](mailto:DL-Dublin-Compliance@comgest.com)
- By letter to: Compliance department, Comgest Asset Management International Limited, 46 St. Stephen's Green, Dublin 2, D02 WK60, Ireland.

## Other relevant information

Past performance over the last 6 years and previous performance scenarios are available on [www.comgest.com](http://www.comgest.com). On the home page click on your country and investor profile. In the menu select 'Funds'. Select the investment strategy for the fund and then select the share class. Performance is displayed on the share class page.

ESG policy and report: <https://www.comgest.com/en/our-business/esg>

Details of the company's current remuneration policy. The remuneration policy, including a description of how remuneration and benefits are calculated and the identities of the persons responsible for awarding remuneration, can be accessed from the Comgest website at [https://www.comgest.com/shared\\_data/Comgest\\_Growth\\_plc\\_Remuneration\\_Policy](https://www.comgest.com/shared_data/Comgest_Growth_plc_Remuneration_Policy).

This document provides you with key investor information about this fund. It is not marketing material. The information is required by law to help you understand the nature and the risks of investing in this fund. You are advised to read it so you can make an informed decision about whether to invest.

CT AMERICAN SMALLER COMPANIES FUND (US) (THE "FUND")

Class Z Accumulation Shares (GBP) GB00B8358Z89, a sub-fund of Columbia Threadneedle Investment Funds (UK) ICVC (the "Company"), regulated by the FCA.  
This sub-fund is managed by Threadneedle Investment Services Limited (the "Management Company") (part of the Columbia and Threadneedle group of companies).

Objectives and Investment Policy

- The Fund aims to increase the value of your investment over the long term. It looks to outperform the Russell 2500 Index over rolling 3-year periods, after the deduction of charges.
- The Fund is actively managed, and invests at least 75% of its assets in shares of American (US) smaller companies.
- The Fund considers American smaller companies to be those domiciled in the United States of America (US), or with significant US business operations, and which have a market size ranging from typically \$500 million to \$10 billion at the time of investment.
- The Fund selects smaller companies considered to have good prospects for share price growth, from any industry or economic sector, and in some instances, this may provide exposure to niche growth areas that often cannot be accessed by large companies.
- The Fund typically invests in fewer than 80 companies, which may include shares of some companies not within the Index. The Fund may also invest in other assets such as cash and deposits, and hold other funds (including funds managed by Columbia Threadneedle companies) when deemed appropriate.
- The Russell 2500 Index is regarded as an appropriate performance measure of shares of small to medium sized US companies, with around 2500 companies included. It provides a suitable target benchmark against which Fund performance will be measured and evaluated over time.
- The Fund is not permitted to invest in derivatives for investment purposes, but derivatives may be used with the aim of reducing risk or managing the Fund more efficiently. Derivatives are sophisticated investment instruments linked to the rise and fall of the price of other assets.
- Income from investments in the Fund will be added to the value of your shares.
- You can buy or sell shares in the Fund on any day that is a business day in London. You can find more detail on the investment objective and policy of the Fund in the Prospectus. For more information on investment terms used in this document, please see the Glossary available at [columbiathreadneedle.com](http://columbiathreadneedle.com).

Risk and Reward Profile

The Risk and Reward Indicator table demonstrates where the Fund ranks in terms of its potential risk and reward. The higher the rank the greater the potential reward but the greater the risk of losing money. It is based on past data, may change over time and may not be a reliable indication of the future risk profile of the Fund. The shaded area in the table below shows the Fund's ranking on the Risk and Reward Indicator.

Lower Risk,  
Typically lower rewards

Higher Risk,  
Typically higher rewards



- The Fund is rated 6 because historically it has shown a high level of volatility (how much the value of the Fund goes up and down).
- The lowest category does not mean a risk-free investment.
- The value of investments can fall as well as rise and investors might not get back the sum originally invested.
- Where investments are in assets that are denominated in multiple currencies, or currencies other than your own, changes in exchange rates may affect the value of the investments.
- The Fund holds assets which could prove difficult to sell. The Fund may have to lower the selling price, sell other investments or forego more appealing investment opportunities.
- The Fund may invest in derivatives (complex instruments linked to the rise and fall of the value of other assets) with the aim of reducing risk or minimising the cost of transactions. Such derivative transactions may benefit or negatively affect the performance of the Fund. The Manager does not intend that such use of derivatives will affect the overall risk profile of the Fund.
- The risks currently identified as applying to the Fund are set out in the "Risk Factors" section of the Prospectus.

## Charges

The charges you pay are used to pay the costs of running the Fund, including the costs of marketing and distributing it. These charges reduce the potential growth of your investment.

### One-off charges taken before or after you invest

|               |       |
|---------------|-------|
| Entry Charge: | 3.00% |
| Exit Charge:  | 0.00% |

These are the maximum charges that we might take out of your money before it is invested. In some cases, you might pay less and you should speak to your financial adviser about this.

### Charges taken from the fund over a year

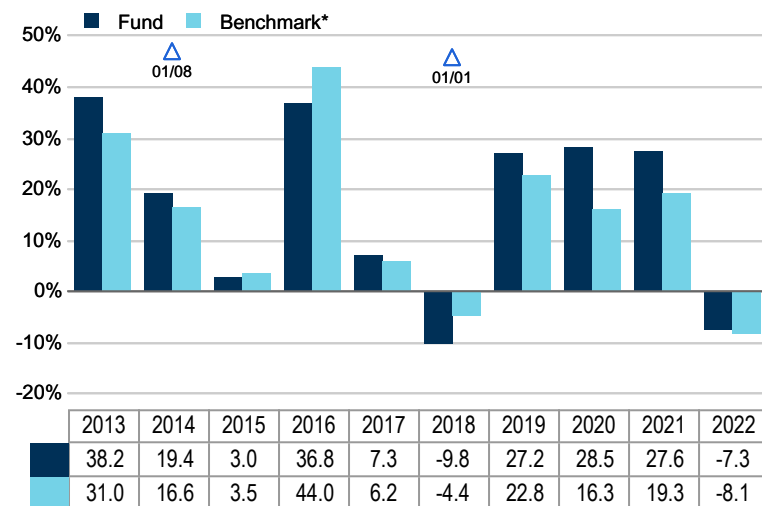
|                  |       |
|------------------|-------|
| Ongoing Charges: | 0.88% |
|------------------|-------|

### Charges taken from the fund under specific conditions

|                  |      |
|------------------|------|
| Performance Fee: | NONE |
|------------------|------|

The ongoing charges figure is based on expenses for the year ending 07/03/22. This figure may vary from year to year. It excludes the costs of buying or selling assets for the Fund (unless these assets are shares of another fund).

## Past Performance



Source: Morningstar

The figures refer to simulated past performance and are not a reliable indicator of future performance.

Fund launch date: 14/11/1997

Share/unit class launch date: 01/10/2012

Performance is calculated in GBP.

All charges and fees, except any entry, exit and switching charge, have been included within the performance.

On 4 July 2022 the Fund name changed from Threadneedle American Smaller Companies Fund (US) to CT American Smaller Companies Fund (US).

◇ This share class has performance data calculated prior to the inception date, 01 October 2012. This is based upon a simulated/extended track record, using the track record of CT American Smaller Companies Class 1 Accumulation Shares (GBP) (ISIN:GB0001530129), and is in accordance with Morningstar's Extended Performance Methodology paper. To find out more about this, Please visit [www.morningstar.com](http://www.morningstar.com).

△ Before this date the Fund had different characteristics.

Please refer to [www.columbiathreadneedle.com](http://www.columbiathreadneedle.com) for further details.

\*Russell 2500

## Practical Information

- Depositary: Citibank UK Limited.
- You can obtain further information regarding the Fund, the Company, its Prospectus (in English only), latest annual reports and any subsequent half-yearly reports (in English only) free of charge from the Management Company. You can obtain other practical information, including current share prices, at [columbiathreadneedle.com](http://columbiathreadneedle.com).
- Details of the remuneration policy, including a description of how remuneration and benefits are calculated and the persons responsible for awarding them (including the composition of the remuneration committee), are available at [columbiathreadneedle.com](http://columbiathreadneedle.com). A paper copy is available free of charge upon request.
- The tax legislation of the United Kingdom may have an impact on your personal tax position.
- Threadneedle Investment Services Limited may be held liable solely on the basis of any statement contained in this document that is misleading, inaccurate or inconsistent with the relevant parts of the Prospectus for the UK-UCITS.
- This document describes a single fund of the Company. The Prospectus and reports are prepared for the entire Company.
- The assets of the Fund are segregated by law and cannot be used to pay the liabilities of other funds of the Company.
- You may exchange your shares for shares of other funds of the Company, if available. Details can be found in the section of the Prospectus with the heading "Switching/Converting". This share class is representing other classes of the Fund, details of which can be found in the Prospectus or at [columbiathreadneedle.com](http://columbiathreadneedle.com).

This Fund is authorised in the United Kingdom, and regulated by the Financial Conduct Authority. Threadneedle Investment Services Limited is authorised in the United Kingdom, and regulated by the Financial Conduct Authority.

## Key Investor Information

This document provides you with key investor information about this fund. It is not marketing material. The information is required by law to help you understand the nature and the risks of investing in this fund. You are advised to read it so you can make an informed decision about whether to invest.

### Fidelity Index Europe ex UK Fund

a sub-fund of Fidelity Investment Funds

Fidelity Index Europe ex UK Fund P Accumulation Shares  
(ISIN:GB00BHZK8B07)

This fund is managed by FIL Investment Services (UK) Limited

### Objectives and Investment Policy

The fund aims to track the performance (before fees and expenses are applied) of the MSCI Europe ex UK (Gross Total Return) Index, thereby seeking to increase the value of your investment over 5 years or more.

The fund uses an index tracking (passive) investment approach whereby it aims to replicate the composition of the index. However, for practical reasons and/or to reduce the dealing costs of the fund, it may not invest in every company share in the index or at its weighting within the index.

As well as investing directly in company shares, the fund will achieve exposure indirectly using derivatives, such as exchange traded index futures, for example at the time of cash inflows to remain fully invested or to reduce transaction costs.

Derivatives are investments whose value is linked to another investment, or to the performance of a stock exchange or to some other variable factor, such as interest rates and used to reduce risk or transaction costs and/or to generate extra income or further increase the value of your investment.


To manage the cash position, the fund may invest in other investment types such as liquidity funds (including those managed by Fidelity).

Income earned by the fund is paid into the fund and reflected by an increase in the value of each share.

Shares can usually be bought and sold each business day of the fund.

Note: The funds described herein are indexed to an MSCI index. The MSCI Europe ex UK Index captures large and mid cap representation across Developed Markets countries in Europe. The funds or securities referred to herein are not sponsored, endorsed, or promoted by MSCI, and MSCI bears no liability with respect to any such funds or securities or any index on which the funds or securities are based. The Prospectus contains a more detailed description of the limited relationship MSCI has with Fidelity and any related funds.

### Risk and Reward Profile



Historical data may not be a reliable indication for the future.

The risk category shown is not guaranteed and may change over time.

The lowest category does not mean a "risk free" investment.

The risk and reward profile is classified by the level of historical fluctuation of the Net Asset Values of the share class, and within this classification, categories 1-2 indicate a low level of historical fluctuations, 3-5 a medium level and 6-7 a high level.

The value of your investment may fall as well as rise and you may get back less than you originally invested.

The fund may invest in instruments denominated in currencies other than the fund base currency. Changes in currency exchange rates can therefore affect the value of your investment.

This Fund is categorised in risk class 6 because, in accordance with the investment policy, the value of the investments may fluctuate considerably. Consequently, both the expected return and the potential risk of loss may be high. Fidelity International's partial swing pricing policy can cause differences in the fund's performance versus the index.

A fund's performance tracking may be affected if the times at which a fund and its benchmark index are priced are different. The fund is priced at midday UK time, and the index is priced when the relevant stock markets close. This can cause apparent differences in the fund's performance versus that of the index than if the fund and the index were priced at the same time.

Fidelity International's partial swing pricing policy can cause differences in the fund's performance versus the index. A fund's performance tracking may be affected if the times at which a fund and its benchmark index are priced are different. The fund is priced at midday UK time, and the index is priced when the relevant stock markets close. This can cause apparent differences in the fund's performance versus that of the index than if the fund and the index were priced at the same time.

## Charges for this fund

The charges you pay are used to pay the costs of running the fund, including the costs of marketing and distributing it. These charges reduce the potential growth of your investment.

| One-off charges taken before or after you invest  |       |
|---|-------|
| Entry charge  | N/A   |
| Exit charge   | N/A   |
| The entry and exit charges shown are maximum figures. In some cases you might pay less - you can find this out from your financial adviser / distributor. |       |
| Charges taken from the fund over a year   |       |
| Ongoing charges   | 0.10% |
| Charges taken from the fund under certain specific conditions   |       |
| Performance fee   | N/A   |

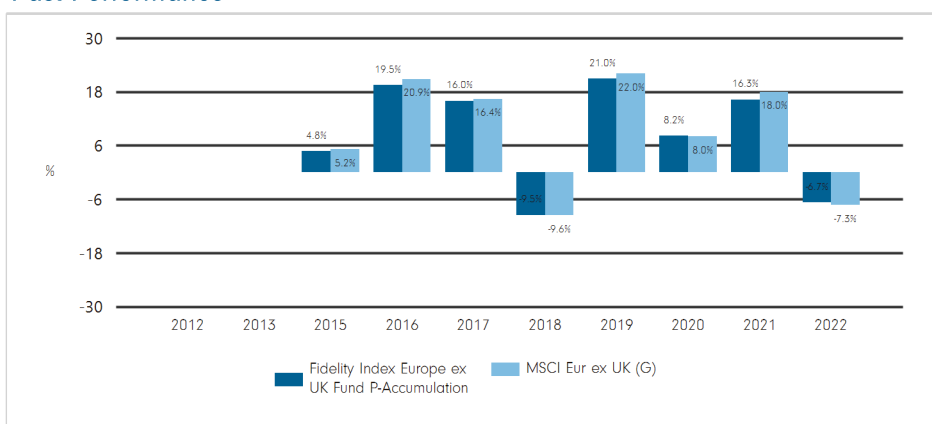
This is the maximum that might be taken out of your money before it is invested or before the proceeds of your investment are paid out.'

The ongoing charges figure is based on expenses for the year ending 28 February 2022. This figure may vary from year to year. It excludes:

- performance fees (where applicable);
- portfolio transaction costs, except in the case of an entry/exit charge paid by the fund when buying or selling units in another collective investment undertaking.

For more information about charges, including the possibility that swing pricing may apply, please consult the most recent Prospectus.

## Past Performance



Past performance is not a guide to future performance results.

If any, the past performance shown takes into account the ongoing charges with exception of any applicable entry/exit charges.

The Fund and the Class were launched on 22 January 2014.

Past performance has been calculated in GBP.

If applicable, events in the fund's life which may have affected the performance history are highlighted as an '\*\*' in the chart, which may include changes to the fund's objective and details of such events can be found on our website or by requesting it from your appointed representative or your usual Fidelity contact. If applicable, the Objectives and Investment Policy section shall refer to a benchmark and information on previous benchmarks may be found in the annual report and accounts.

## Practical Information

**Depository:** J.P. Morgan Europe Limited.

This key information document describes a sub-fund of Fidelity Investment Funds (the "Fund"). The prospectus and periodic reports are prepared for the entire Fund.

For more information, please consult the prospectus and latest reports and accounts which may be obtained free of charge in English from FIL Investment Services (UK) Limited. These documents and details of the remuneration policy are available via <https://www.fil.com>.

The tax legislation in United Kingdom may have an impact on your personal tax position. For further details you should consult a tax advisor.

FIL Investment Services (UK) Limited may be held liable solely on the basis of any statement contained in this document that is misleading, inaccurate or inconsistent with the relevant parts of the prospectus for the investment company.

The Net Asset Value of the fund is available at the registered office of FIL Investment Services (UK) Limited, and at [www.fidelityinternational.com](http://www.fidelityinternational.com).

The assets and liabilities of the fund are segregated by law from those of other sub-funds and there is no cross-liability among the sub-funds.

You may have the right to switch from this share class into the same or possibly other share class types of another sub-fund of the Fund. Details on switching rules may be found in the Prospectus.

This fund is authorised in United Kingdom and regulated by Financial Conduct Authority (FCA).

FIL Investment Services (UK) Limited is authorised in United Kingdom and regulated by Financial Conduct Authority (FCA).

This key investor information is accurate as at 17/02/2023.



# Key Information Document

## Purpose

This document provides you with key information about this investment product. It is not marketing material. The information is required by law to help you understand the nature, risks, costs, potential gains and losses of this product and to help you compare it with other products.

## Product

### Fidelity Funds - Sustainable Healthcare Fund W-ACC-GBP

FIL Investment Management (Luxembourg) S.A.

ISIN: LU1033663300

<https://www.fidelity.lu>

Call +352 250 4041 for further information.

FIL Investment Management (Luxembourg) S.A. is a member of the Fidelity group of companies

Commission de Surveillance du Secteur Financier (CSSF) is responsible for supervising FIL Investment Management (Luxembourg) S.A. in relation to this key information document.

This PRIIP is authorised in Luxembourg.

FIL Investment Management (Luxembourg) S.A. is authorised in Luxembourg and regulated by Commission de Surveillance du Secteur Financier (CSSF).

**Publication date:** 11/08/2023

## What is this product?

### Type

Shares of a sub-fund of Fidelity Funds SICAV, an Undertaking for Collective Investment in Transferable Securities (UCITS).

**SFDR product category:** Article 8 (promotes ESG characteristics).

### Term

This fund is open-ended.

### Objectives

**Objective:** The fund aims to achieve capital growth over the long term.

**Investment Policy:** The fund invests at least 70% (and normally 75%) of its assets, in equities of companies that are involved in design, manufacture or sale of products and services in connection with health care, medicine or biotechnology from anywhere in the world. The fund may also invest in money market instruments on an ancillary basis. The fund invests at least 70% of its assets in securities of issuers with favourable environmental, social and governance (ESG) characteristics and up to 30% in securities of issuers with improving ESG characteristics.

**Investment Process:** In actively managing the fund, the Investment Manager considers growth and valuation metrics, company financials, return on capital, cash flows and other measures, as well as company management, industry, economic conditions, and other factors. The Investment Manager also considers ESG characteristics when assessing investment risks and opportunities. In determining favourable ESG characteristics, the Investment Manager takes into account ESG ratings provided by Fidelity or external agencies. Through the investment management process, the Investment Manager aims to ensure that investee companies follow good governance practices.

The fund assesses the ESG characteristics of at least 90% of its assets. When selecting investments, the fund's investment universe will be reduced by at least 20% after excluding issuers based on their ESG characteristics.

The fund adheres to the Fidelity Sustainable Family of Funds

standards. For more information, see "Sustainable Investing and ESG Integration".

**Derivatives and Techniques:** The fund may use derivatives for hedging and for efficient portfolio management.

**Benchmark:** MSCI AC World Health Care Index, an index that does not take into account ESG characteristics. Used for: investment selection, risk monitoring, and performance comparison.

**Base Currency:** GBP.

**Risk Management Method:** Commitment.

**Additional Information:** You may sell (redeem) some or all of your Shares on any Valuation Day. As this is a non-distributing share class, dividends are re-invested.

This key information document describes a sub-fund of Fidelity Funds. A separate pool of assets is invested and maintained for each sub-fund of Fidelity Funds.

The assets and liabilities of the fund are segregated from those of other sub-funds and there is no cross-liability among the sub-funds. For more information, please consult the prospectus and latest reports and accounts which can be obtained free of charge in English and other main languages from FIL Investment Management (Luxembourg) S.A.

These documents and details of the Remuneration Policy are available via <https://www.fil.com>.

The Net Asset Value of the funds is available at the registered office of FIL Investment Management (Luxembourg) S.A., and at [www.fidelityinternational.com](http://www.fidelityinternational.com).

**Depositary:** Brown Brothers Harriman (Luxembourg) S.C.A.

### Intended retail investor

This product may appeal to investors with a basic knowledge of and no or limited experience of investing in funds; who plan to hold their investment for a recommended holding period of at least 4 years; who seek capital growth over the recommended holding period; and who understand the risk of losing some or all of the capital invested.

## What are the risks and what could I get in return?

### Risk Indicator



The risk indicator assumes you keep the product for 4 years.  
The actual risk can vary significantly if you cash in at the early stage and you may get back less.

The summary risk indicator is a guide to the level of risk of this product compared to other products. It shows how likely it is that the product will lose money because of movements in the markets or because we are not able to pay you.

We have classified this product as 4 out of 7, which is a medium risk class.

This rates the potential losses from future performance at a medium level, and poor market conditions could impact the capacity to pay you.

**Be aware of currency risk. You will receive payments in a different currency, so the final return you will get depend on the exchange rate between the two currencies. This risk is not considered in the indicator shown above.**

Additional risks: emerging markets.

This product does not include any protection from future market performance so you could lose some or all of your investment.

If FIL Investment Management (Luxembourg) S.A. is not able to pay you what is owed, you could lose your entire investment.

### Performance scenarios

The figures shown include all the costs of the product itself, but may not include all the costs that you pay to your advisor or distributor. The figures do not take into account your personal tax situation, which may also affect how much you get back.

What you will get from this product depends on future market performance. Market developments in the future are uncertain and cannot be accurately predicted.

The unfavourable, moderate, and favourable scenarios shown are illustrations using the worst, average, and best performance of the product and a suitable benchmark over the last 10 years. Markets could develop very differently in the future.

| Recommended holding period: 4 years<br>Example investment : GBP 10,000 |   |                          |                           |
|--|---|--------------------------|---------------------------|
| Scenarios  |   | If you exit after 1 year | If you exit after 4 years |
| Minimum  | There is no minimum guaranteed return. You could lose some or all of your investment. |                          |                           |
| Stress   | What you might get back after costs   | 4,250 GBP                | 4,100 GBP                 |
|  | Average return each year  | -57.5%                   | -20.0%                    |
| Unfavourable   | What you might get back after costs   | 9,400 GBP                | 9,430 GBP                 |
|  | Average return each year  | -6.0%                    | -1.5%                     |
| Moderate   | What you might get back after costs   | 11,170 GBP               | 15,860 GBP                |
|  | Average return each year  | 11.7%                    | 12.2%                     |
| Favourable   | What you might get back after costs   | 14,190 GBP               | 18,670 GBP                |
|  | Average return each year  | 41.9%                    | 16.9%                     |

The stress scenario shows what you might get back in extreme market circumstances.

The unfavourable scenario occurred for an investment between 12/2021 and 07/2023.

The moderate scenario occurred for an investment between 05/2017 and 05/2021.

The favourable scenario occurred for an investment between 03/2018 and 03/2022.

### What happens if FIL Investment Management (Luxembourg) S.A. is unable to pay out?

The assets and liabilities of this product are segregated from those of FIL Investment Management (Luxembourg) S.A. There is no cross-liability between these entities, and the product would not be liable if FIL Investment Management (Luxembourg) S.A. or any delegated service provider were to fail or default.

Shares of this product are traded on a stock market and settlement of such transactions are not affected by the position of FIL Investment Management (Luxembourg) S.A.

This product does not participate in an investor compensation scheme.

## What are the costs?

The person selling you or advising you about this product may charge you other costs. If so, this person will provide you with information about these costs, and show you the impact that all costs will have on your investment over time.

### Costs over Time

The tables show the amounts that are taken from your investment to cover different types of costs. These amounts depend on how much you invest, how long you hold the product and how well the product does. The amounts shown here are illustrations based on an example investment amount and different possible investment periods.

We have assumed:

- In the first year you would get back the amount that you invested (0% annual return). For the other holding periods we have assumed the product performs as shown in the moderate scenario.
- GBP 10,000 is invested.

|                               | If you exit after 1 year | If you exit after 4 years |
|-------------------------------|--------------------------|---------------------------|
| <b>Total costs</b>            | 157 GBP                  | 846 GBP                   |
| <b>Annual cost impact (*)</b> | 1.6%                     | 1.8% each year            |

(\*) This illustrates how costs reduce your return each year over the holding period. For example it shows that if you exit at the recommended holding period your average return per year is projected to be 14.0% before costs and 12.2% after costs.

### Composition of Costs

| One-off costs upon entry or exit                            |   | If you exit after 1 year |
|---|---|--------------------------|
| Entry costs   | We do not charge an entry fee.  | 0 GBP                    |
| Exit costs  | We do not charge an exit fee for this product.  | 0 GBP                    |
| Ongoing costs taken each year                               |   |                          |
| Management fees and other administrative or operating costs | 1.04% of the value of your investment per year. This is an estimate based on actual costs over the last year.   | 106 GBP                  |
| Transaction costs   | 0.51% of the value of your investment per year. This is an estimate of the costs incurred when we buy and sell the underlying investments for the product. The actual amount will vary depending on how much we buy and sell. | 51 GBP                   |
| Incidental costs taken under specific conditions            |   |                          |
| Performance fees  | There is no performance fee for this product.   | 0 GBP                    |

## How long should I hold it and can I take money out early?

### Recommended holding period: 4 years

The recommended holding period is based on our assessment of the risk and reward characteristics and costs of the product.

**Order Processing:** Requests to buy, switch or sell fund shares that are received and accepted by the Management Company by 4:00 PM CET (3:00 PM UK time) on any Valuation Day are ordinarily processed at the NAV for that Valuation Day. Settlement occurs within 3 business days after receipt of written instructions, and in case of redemptions no later than 5.

## How can I complain?

If you wish to make a complaint about this product or the conduct of FIL Investment Management (Luxembourg) S.A. please visit [www.fidelityinternational.com](http://www.fidelityinternational.com). Alternatively, write to FIL Investment Management (Luxembourg) S.A., 2a, Rue Albert Borschette, BP 2174, L1246 Luxembourg or [fidelity.ce.crm@fil.com](mailto:fidelity.ce.crm@fil.com). If you have a complaint about the person who advised you about this product, or who sold it to you please contact them for their complaints process.

## Other relevant information

You may find the prospectus, statutes, key investor documents, notices to investors, financial reports, and further information documents relating to the product including various published policies of the product on our website <https://www.fidelity.lu>. You may also request a copy of such documents at the registered office of the FIL Investment Management (Luxembourg) S.A..

Further information in respect of the past performance of the product including previous performance scenario calculations which are published monthly may be found at [www.fidelityinternational.com](http://www.fidelityinternational.com). Performance information of the product for the past 10 years is available at [www.fidelityinternational.com](http://www.fidelityinternational.com).

## FTF ClearBridge Global Infrastructure Income Fund

**Class W (inc) GBP • ISIN GB00BMF7D779 • A sub-fund of Franklin Templeton Funds**

*The management company is Franklin Templeton Fund Management Limited.*

### Objectives and Investment Policy

The Fund's primary aim is to generate income. The Fund also seeks to grow in value by more than the OECD G7 Inflation Index + 5.5%, from a combination of income and investment growth, over five year rolling periods, before all fees and costs are deducted.

There is no guarantee that the Fund will achieve its objective over this or any other time period. Capital invested is at risk and you may get back less than you paid in.

The Fund invests at least 80% of the Fund's assets in a diverse range of shares of companies listed on the stock exchanges of developed countries. Such companies will operate across a variety of infrastructure sub-sectors, which may include gas, electricity, water, toll-roads, airports, rail and communication, anywhere in the world.

Up to 20% of the Fund's assets may be invested in shares of companies, including depositary receipts (a type of listed security which enables investors to hold shares in foreign companies), issued by companies in emerging markets (countries whose economy and financial markets are still developing).

The Fund may also invest in recently issued shares of companies which are not yet listed but which are expected to be listed within 12 months of purchase.

The Fund can use derivatives for efficient portfolio management (managing the Fund in a way that is designed to reduce risk or cost and/or generate extra income or growth). However, the Fund can introduce more speculative use of derivatives in the future on 60 days' notice to investors. Derivatives are financial contracts whose value is linked to the price of another asset (e.g. indices, interest rates, share prices or currencies). Up to 10% of the Fund may be invested in derivatives and recently issued securities.

The Fund usually invests in shares of around 30 – 60 companies, although the Investment Manager may invest in fewer or more companies where it considers this to be in the interests of the Fund.

While the Fund will normally be invested in accordance with the limits set out above, the Investment Manager has the freedom to invest outside of these limits, sometimes significantly, where the Investment Manager considers that, due to prevailing market conditions, it is in the interests of the Fund and its shareholders to do so.

In addition, the Fund may also invest a proportion of its portfolio in other transferable securities, cash and cash equivalents, money market instruments and other collective investment schemes (which may include collective investment schemes operated by the ACD or any of its associates).

The Investment Manager selects securities based on their potential return and risk characteristics and role in achieving the Fund's investment objective. The portfolio is not constrained by any market index. The Investment Manager seeks to select infrastructure and utility companies which operate under a regulatory regime, or concession arrangement which provides the Investment Manager with a predictable cash flow and minimum

yield. In considering yield, the Investment Manager looks at the dividend yield, the dividend per share expectations over a five year period, and the relationship of a company's dividends and cash flows, over an estimated holding period. The Investment Manager has the freedom to choose securities that their research indicates have the strongest potential to meet the Fund's objective. The Investment Manager integrates financial and non-financial considerations in its assessment of a prospective investment. In selecting the Fund's investments, the Investment Manager assesses prospective investments against various environmental, social and governance ("ESG") factors, depending on the sector of the investee company, for example:

- Environmental factors, such as a company's environmental practices, greenhouse gas emissions and energy efficiency initiatives.
- Social factors such as a company's approach to community relations, occupational health and safety and reliability and pricing of services.
- Governance factors such as the governance structure of the company, management incentives and the Fund's alignment with management, board and other shareholders of the company.

These ESG factors are used to inform the Investment Manager's wider assessment of the value and financial attractiveness of each potential investment and exposures are adjusted accordingly. In addition, the Investment Manager assesses an investment's ESG credentials both at the point of proposed investment and in terms of projected credentials in 5 years' time, allowing the Investment Manager to identify investments which are expected to improve ESG credentials over time. The Investment Manager also uses the results of these assessments to inform its strategy for engagement with companies included in the portfolio.

The Fund will not invest in:

- Companies that derive a significant amount of their revenues (10% or more) from the extraction or production of fossil fuels.
- Companies involved in the production, sale or distribution of dedicated and key components of anti-personnel mines and cluster munitions.
- Companies in the following non-infrastructure sectors: mining, explosives, alcohol and gambling.
- Companies that generate more than 5% of their revenues from tobacco.

You may request the sale of your shares in the Fund on any UK business day.

For the income share class shown in this document, dividend income is distributed to investors.

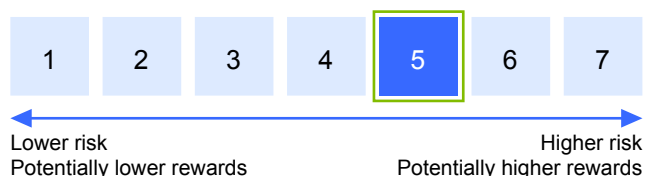
For further information on the Objectives and Investment Policy of the Fund, please refer to the "Investment Objectives and Policies of the Funds" section of the current prospectus of Franklin Templeton Funds.

### Terms to Understand

**Shares of companies (equities):** securities that represent an ownership stake in a company.

**Transferable securities:** investments such as shares or debt that can be bought and sold between investors.

### Risk and Reward Profile



#### What does this indicator mean and what are its limits?

This indicator is designed to provide you with a measure of the price movement of this share class based on historical behavior.

Historical data may not be a reliable indication of the future risk profile of the Fund. The category shown is not guaranteed to remain unchanged and may shift over time.

The lowest category does not mean risk free.

#### Why is the Fund in this specific category?

The Fund does not offer any capital guarantee or protection and you may not get back the amount invested. The Fund is in its risk/reward category

because a concentrated investment (the Fund holds fewer investments than many other funds) in shares of infrastructure companies from various countries and sectors have historically been subject to relatively large fluctuations in value. As a result, the performance of the Fund can fluctuate considerably over time.

#### Risks materially relevant not adequately captured by the indicator:

**Derivative instruments risk:** the risk of loss in an instrument where a small change in the value of the underlying investment may have a larger impact on the value of such instrument. Derivatives may involve additional liquidity, credit and counterparty risks.

**Emerging markets risk:** the risk related to investing in countries that have less developed political, economic, legal and regulatory systems, and that may be impacted by political/economic instability, lack of liquidity or transparency, or safekeeping issues.

**Equity risk:** prices of equities may be affected by factors such as economic, political, market, and issuer-specific changes. Such changes may adversely affect the value of the equities regardless of company-specific performance.

**Foreign currency risk:** the risk of loss arising from exchange-rate fluctuations or due to exchange control regulations.

**Liquidity risk:** the risk that arises when adverse market conditions affect the ability to sell assets when necessary. Such risk may be triggered by (but not limited to) unexpected events such as environmental disasters or pandemics. Reduced liquidity may have a negative impact on the price of the assets.

For a full discussion of all the risks applicable to this Fund, please refer to the "Risk Factors" section of the current prospectus of Franklin Templeton Funds.

## Charges

The charges you pay are used to pay the costs of running the Fund, including the costs of marketing and distributing it. These charges reduce the potential growth of your investment.

### One-off charges taken before or after you invest

|              |       |
|--------------|-------|
| Entry charge | 0.00% |
| Exit charge  | 0.00% |

*This is the maximum that might be taken out of your money before it is invested.*

### Charges taken from the Fund over a year

|                 |       |
|-----------------|-------|
| Ongoing charges | 0.81% |
|-----------------|-------|

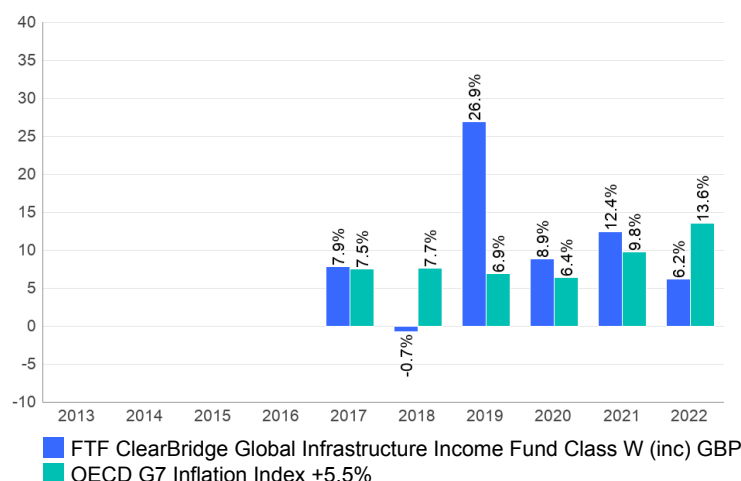
### Charges taken from the Fund under certain specific conditions

|                 |                |
|-----------------|----------------|
| Performance fee | Not applicable |
|-----------------|----------------|

The ongoing charges shown here are an estimate of the charges. We have used estimated figures as under current applicable rules we are not allowed to calculate ongoing charges for share classes with less than 12 months of data. The Fund's annual report for each financial year will include detail on the exact charges made.

For detailed information about charges, please refer to the "Fees and Charges" section of the current prospectus of Franklin Templeton Funds.

## Past Performance



- Past performance is not a guide to future performance.
- The past performance shown here includes all the ongoing charges.
- Past performance is calculated in GBP.
- The Fund was launched in 2022.
- The FTF ClearBridge Global Infrastructure Income Fund was launched on 16 September 2022 to receive the assets of FTF ClearBridge Global Infrastructure Income Fund, a sub-fund of Franklin Templeton Funds II (the "merging fund"). Past performance from the start of the performance chart up until the launch date is simulated based on the past performance of the Class X Inc. GBP in the merging fund.

## Practical Information

- The Depositary of Franklin Templeton Funds is The Bank of New York Mellon (International) Limited.
- You can obtain further information about the Fund, copies of its prospectus and the latest annual and semi-annual reports of Franklin Templeton Funds from the website [www.franklintempleton.co.uk](http://www.franklintempleton.co.uk) or free of charge from Franklin Templeton Fund Management Limited, Cannon Place, 78 Cannon Street, London EC4N 6HL or your financial adviser. These documents are each available in English.
- The latest prices and other practical information on the Fund (including information about the other share classes of the Fund) are available from Franklin Templeton Fund Management Limited, Cannon Place, 78 Cannon Street, London EC4N 6HL or [www.franklintempleton.co.uk](http://www.franklintempleton.co.uk).
- Please note that the United Kingdom taxation regime may have an impact on your personal tax position. Please consult your financial or tax adviser before deciding to invest.
- Franklin Templeton Fund Management Limited may be held liable solely on the basis of any statement contained in this document that is misleading, inaccurate or inconsistent with the relevant parts of the prospectus of the Fund.
- The present Fund is a sub-fund of Franklin Templeton Funds. The prospectus and the annual and semi-annual reports refer to all sub-funds of Franklin Templeton Funds. All sub-funds of Franklin Templeton Funds have segregated assets and liabilities. As a result, each sub-fund is operated independently from each other.
- You may exchange your shares in the Fund for shares in another sub-fund of Franklin Templeton Funds as further described in the prospectus.
- The details of the up-to-date remuneration policy, including, but not limited to, a description of how remuneration and benefits are calculated, the identity of persons responsible for awarding the remuneration and benefits including the composition of the remuneration committee, are available at [www.franklintempleton.co.uk](http://www.franklintempleton.co.uk) and a paper copy can be obtained free of charge.



## Purpose

This document provides you with key information about this investment product. It is not marketing material. The information is required by law to help you understand the nature, risks, costs, potential gains and losses of this product and to help you compare it with other products.

## Product

Goldman Sachs India Equity Portfolio (the "**Portfolio**"), a sub-fund of Goldman Sachs Funds SICAV (the "**Fund**"), Class R Shares (GBP)  
**ISIN:** LU0858290173

Goldman Sachs Asset Management Fund Services Limited is the PRIIP manufacturer of the Fund (the "**Manufacturer**") and forms part of Goldman Sachs group of companies.

**Consult:** <https://www.gsam.com/content/gsam/uk/en/advisers/about-gsam/contact-us.html> or call GSAM European Shareholder Services at +44 20 7774 6366 for more information.

The Central Bank of Ireland is responsible for supervising the Manufacturer in relation to this Key Information Document.

The Manufacturer is authorised in Ireland and regulated by the Central Bank of Ireland, and relies on passporting rights under the UCITS Directive to manage the Fund on a cross-border basis and to market the Fund within the European Union.

This Fund is authorised in Luxembourg.

This Key Information Document is dated 26/04/2023.

**You are about to purchase a product that is not simple and may be difficult to understand.**

## What is this product?

### Type

Goldman Sachs Funds is an undertaking for collective investment organised under the laws of the Grand Duchy of Luxembourg organised as a société d'investissement à capital variable (S.I.C.A.V.) and qualifies as a UCITS. The Fund is registered pursuant to Part I of the Law of 17 December 2010 and is established as an "umbrella structure" comprised of a number of Portfolios. You are purchasing a class of shares in the Portfolio.

### Term

The term of the Portfolio and of the share class is unlimited and therefore there is no maturity date. The Manufacturer may not unilaterally terminate the Portfolio, however, the board of directors of the Fund and/or the investors of the Portfolio may in certain circumstances set out in the Prospectus and constitutive document of the Fund, unilaterally terminate the Fund, the Portfolio and/or the share class. Cases of automatic termination may be foreseen by laws and regulations applicable to the Fund.

### Objectives

The Portfolio seeks to provide capital growth over the longer term.

The Portfolio will mostly hold shares or similar instruments relating to Indian companies. Such companies are either based in or earn most of their profits or revenues from India. The Portfolio may also invest in companies which are based anywhere in the world.

The Portfolio will not invest more than 33% of its assets in bonds issued by corporate or government entities, convertibles (securities that can be converted into other types of securities), money market instruments and non-share related instruments.

The Portfolio may use derivative instruments for efficient portfolio management purposes, to help manage risks and for investment purposes in order to seek to increase return. A derivative instrument is a contract between two or more parties whose value depends on the rise and fall of other underlying assets.

Shares in the Portfolio may be redeemed daily (on each business day) on demand.

The Portfolio is actively managed and references the MSCI India IMI Index (Net TR) (GBP) (the "**Benchmark**") for the purposes of setting discretionary internal risk thresholds which may reference deviations from the Benchmark.

The Investment Adviser has full discretion over the composition of the assets in the Portfolio. While the Portfolio will generally hold assets that are components of the Benchmark, it can invest in such components in different proportions, and it can hold assets which are not components of the Benchmark. Therefore returns may deviate materially from the performance of the specified reference Benchmark.

The Portfolio promotes environmental and/or social characteristics and, while it does not have a sustainable investment objective, it will hold a minimum proportion of sustainable investments as further detailed in the pre contractual disclosure for the Portfolio contained within the Prospectus.

As part of its investment process, the Investment Adviser will implement a multi-strategy approach to ESG which may consist of the application of exclusionary screens and the integration of ESG factors alongside traditional factors.

Income (net of expenses) is distributed on an annual basis.

The Portfolio currency is USD. The share class currency is GBP.

The return of the Portfolio depends on the performance of the Portfolio, which is directly related to the performance of its investments. The risk and reward profile of the Portfolio described in this key information document assumes that you hold your investments in the Portfolio for at least the Recommended Holding Period as set out below under the heading "How long should I hold it and can I take money early out."

Please see the section "How long should I hold it and can I take money out early?" below for additional details (including restrictions and/or penalties) on the ability to redeem your investment in the Fund.

For full investment objective and policy details see the Prospectus.

### Intended retail investor

Shares in the Portfolio are suitable for any investor (i) for whom an investment in the Portfolio does not constitute a complete investment program; (ii) who fully understands and is willing to assume that the Portfolio has a risk of 4 out of 7, which is medium risk class; (iii) who is neither a U.S. Person nor subscribing for Shares on behalf of one or more U.S. Persons; (iv) who understands that they may not recover the invested amount; and (v) who are looking for medium term investment. The investor could be using an execution only platform and acting without any advice from an investment professional.

**Depositary:** State Street Bank International GmbH Luxembourg Branch

**Further Information:** The Prospectus, annual and semi-annual reports and latest share price are available free of charge from the Fund's registered office, the Manager, administrator or the Portfolio's distributors. The Prospectus is available in English, French, German, Italian and Spanish. This document is for a single Portfolio of the Fund and the Prospectus, annual and semi-annual reports is for the entire Fund. The Fund is an investment company with segregated liability between portfolios under Luxembourg law. Therefore, the assets of the Portfolio you have invested in should not be used to pay the liabilities of other portfolios. However, this has not been tested in other jurisdictions.



## What are the risks and what could I get in return?

### Risk indicator



Lower risk Higher risk



The risk indicator assumes you keep the product for the Recommended Holding Period of 5 years. The actual risk can vary significantly if you cash in at an early stage and you may get back less.

The summary risk indicator is a guide to the level of risk of this product compared to other products. It shows how likely it is that the product will lose money because of movements in the markets or because the Portfolio is not able to pay you.

We have classified this Portfolio as 4 out of 7, which is a medium risk class. This rates the potential losses from future performance at a medium level, and poor market conditions could impact the Portfolio's capacity to pay you.

**Be aware of currency risk. In some circumstances, you may receive payments in a different currency, so the final return you will get depend on the exchange rate between the two currencies. This risk is not considered in the indicator shown above.**

Other Material Risks relevant to the Portfolio not included in the summary risk indicator are set out in the Prospectus.

This product does not include any protection from future market performance so you could lose some or all of your investment.

If the Fund is not able to pay you what is owed, you could lose your entire investment.

### Performance Scenarios

What you will get from this product depends on future market performance. Market developments in the future are uncertain and cannot be accurately predicted.

The unfavourable, moderate, and favourable scenarios shown are illustrations using the worst, average, and best performance of the product over the last 10 years. Markets could develop very differently in the future.

| Recommended holding period: |  | 5 years                  |                           |
|-----------------------------|--|--------------------------|---------------------------|
| Example Investment:         |  | £10000                   |                           |
|                             |  | If you exit after 1 year | If you exit after 5 years |
| <b>Scenarios</b>            |  |                          |                           |
| <b>Minimum</b>              | There is no minimum guaranteed return if you exit before 5 years. You could lose some or all of your investment. |                          |                           |
| <b>Stress</b>               | <b>What you might get back after costs</b>   | £1570                    | £1510                     |
|                             | Average return each year   | -84.30%                  | -31.48%                   |
| <b>Unfavourable</b>         | <b>What you might get back after costs</b>   | £6990                    | £8300                     |
|                             | Average return each year   | -30.10%                  | -3.66%                    |
| <b>Moderate</b>             | <b>What you might get back after costs</b>   | £10790                   | £16640                    |
|                             | Average return each year   | 7.90%                    | 10.72%                    |
| <b>Favourable</b>           | <b>What you might get back after costs</b>   | £17430                   | £30130                    |
|                             | Average return each year   | 74.30%                   | 24.68%                    |

The figures shown include all the costs of the product itself, but may not include all the costs that you pay to your advisor or distributor. The figures do not take into account your personal tax situation, which may also affect how much you get back.

The stress scenario shows what you might get back in extreme market circumstances.

Unfavourable scenario: this type of scenario occurred for an investment between 2022 and 2023.

Moderate scenario: this type of scenario occurred for an investment between 2016 and 2021.

Favourable scenario: this type of scenario occurred for an investment between 2013 and 2018.

### What happens if Goldman Sachs Asset Management Fund Services Limited is unable to pay out?

You may not face a financial loss due to the default of the Manufacturer.

The assets of the Portfolio and the Fund are held in safekeeping by its Depositary. In the event of the insolvency of the Manufacturer, the Fund's assets in the safekeeping of the Depositary will not be affected. However, in the event of the Depositary's insolvency, or someone acting on its behalf, the Fund may suffer a financial loss. However, this risk is mitigated to a certain extent by the fact the Depositary is required by law and regulation to segregate its own assets from the assets of the Fund. The Depositary will also be liable to the Fund for any loss arising from, among other things, its negligence, fraud or intentional failure properly to fulfil its obligations (subject to certain limitations as set out in the agreement with the Depositary).

Losses are not covered by an investor's compensation or guaranteed scheme.

### What are the costs?

The person advising on or selling you this product may charge you other costs. If so, this person will provide you with information about these costs and how they affect your investment. If the Portfolio is a part of another product, for example a unit-linked insurance, there may be additional costs for that product.

#### Costs over Time

The tables show the amounts that are taken from your investment to cover different types of costs. These amounts depend on how much you invest and how long you hold the product. The amounts shown here are illustrations based on an example investment amount and different possible investment periods.

We have assumed:

- In the first year you would get back the amount that you invested (0 % annual return). For the other holding periods we have assumed the product performs as shown in the moderate scenario

- GBP 10,000.00 is invested

|                               | If you exit after 1 year | If you exit after 5 years |
|-------------------------------|--------------------------|---------------------------|
| <b>Total costs</b>            | £700                     | £2184                     |
| <b>Annual cost impact (*)</b> | 7.0%                     | 2.8% each year            |

(\*) This illustrates how costs reduce your return each year over the holding period. For example it shows that if you exit at the recommended holding period your average return per year is projected to be 13.5% before costs and 10.7% after costs. These figures include the maximum distribution fee that the person selling you the product may charge. This person will inform you of the actual distribution fee.

### Composition of Costs

| One-off costs upon entry or exit                                   |   | If you exit after 1 year |
|--|---|--------------------------|
| <b>Entry costs</b>   | 5.50% of the amount you pay in when entering this investment.   | Up to £550               |
| <b>Exit costs</b>  | We do not charge an exit fee for this product, but the person selling you the product may do so.  | £0                       |
| Ongoing costs taken each year                                      |   |                          |
| <b>Management fees and other administrative or operating costs</b> | 1.02% of the value of your investment per year. This percentage is based on actual costs over the last year.  | £102                     |
| <b>Transaction costs</b>   | 0.48% of the value of your investment per year. This is an estimate of the costs incurred when we buy and sell the underlying investments for the product. The actual amount will vary depending on how much we buy and sell. | £48                      |
| Incidental costs taken under specific conditions                   |   |                          |
| <b>Performance fees (and carried interest)</b>                     | There is no performance fee for this product.   | £0                       |

### How long should I hold it and can I take money out early?

#### Recommended holding period: 5 years.

The Manufacturer considers this to be an appropriate period of time for the Portfolio to be able to implement its strategy and potentially generate returns. This is not a recommendation to redeem your investment after this time and while longer holding periods allow greater time for the Portfolio to implement its strategy, the outcome of any holding period with respect to investment returns is not guaranteed.

Investors may redeem their shares on any Business Day (as defined in the Prospectus) by giving prior written notice as further described in the Prospectus.

Redeeming your shares in the Portfolio before the recommended holding period may be detrimental in terms of your return and may increase the risks associated with your investment, which may lead to the realisation of a loss.

#### How can I complain?

If you choose to invest in the Portfolio and subsequently have a complaint about it or the conduct of the Manufacturer or any distributor of the Portfolio, you should in the first instance contact the Shareholder Service team at Goldman Sachs Asset Management on +44 207 774 6366, via email at [ESS@gs.com](mailto:ESS@gs.com), by post Goldman Sachs Asset Management Fund Services Limited, 47-49 St. Stephen's Green, Dublin 2, Ireland or by consulting the following website, <https://www.gsam.com/content/gsam/uk/en/advisers/about-gsam/contact-us.html>. If your complaint is not satisfactorily resolved, you may also complain directly to the Financial Ombudsman Service ([www.financial-ombudsman.org.uk](http://www.financial-ombudsman.org.uk)).

#### Other relevant information

This document may not contain all the information you need to make a decision about whether to invest in the Portfolio. You should also consider reviewing the Prospectus, the constitutive document of the Fund and the latest annual report (if available). This information shall be made available to you free of charge by the party providing you with this key information document upon written request.

Further information on past performance over the past 9 years and previous performance scenarios of the share class is available at:

<https://www.gsam.com/content/gsam/global/en/kiid.html>. This includes performance scenario calculations that are updated on a monthly basis.

## KEY INVESTOR INFORMATION

This document provides you with key investor information about this Fund. It is not marketing material. The information is required by law to help you understand the nature and risks of investing in this Fund. You are advised to read it so you can make an informed decision about whether to invest.

### iShares 100 UK Equity Index Fund (UK)

A sub-fund of BlackRock Collective Investment Funds

Class D Accumulating GBP

ISIN: GB00B7W4GQ69

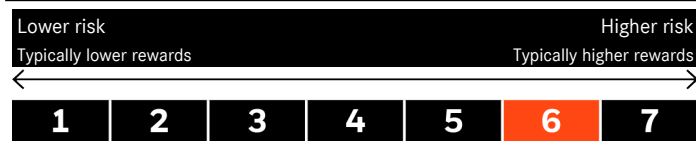
Manager: BlackRock Fund Managers Limited

## Objectives and Investment Policy

- ▶ The Fund aims to provide a return on your investment (generated through an increase in the value of the assets held by the Fund) by tracking closely the performance of the FTSE 100 Index, the Fund's benchmark index.
- ▶ The Fund invests in equity securities (e.g. shares) of companies that make up the benchmark index.
- ▶ The benchmark index measures the performance of equity securities of the largest 100 companies listed in the United Kingdom. The benchmark index is a free float-adjusted market capitalisation weighted index. Free float-adjusted means that only shares readily available in the market rather than all of a company's issued shares are used in calculating the benchmark index. Free float-adjusted market capitalisation is the share price of a company multiplied by the number of shares readily available in the market.
- ▶ The Fund is passively managed and the investment manager has limited discretion to select the Fund's investments and in doing so will take into consideration the benchmark index.
- ▶ The Fund intends to replicate the benchmark index by holding the equity securities, which make up the benchmark index, in similar proportions to the benchmark index.
- ▶ The Fund may also engage in short term secured lending of its investments to certain eligible third parties. This is used as a means of generating additional income and to off-set the costs of the Fund.
- ▶ Recommendation: This Fund may not be appropriate for short-term investment.
- ▶ Your units will be accumulating units (i.e. dividend income will be included in their value).
- ▶ Your units will be denominated in Sterling, the Fund's base currency.
- ▶ You can buy and sell your units daily. The minimum initial investment for this unit class is £100,000.

For more information on the Fund, share/unit classes, risks and charges, please see the Fund's prospectus, available on the product pages at [www.blackrock.com](http://www.blackrock.com)

## Risk and Reward Profile



- ▶ This indicator is based on historical data and may not be a reliable indication of the future risk profile of the Fund.
- ▶ The risk category shown is not guaranteed and may change over time.
- ▶ The lowest category does not mean risk free.
- ▶ The Fund is rated six due to the nature of its investments which include the risks listed below. These factors may impact the value of the Fund's investments or expose the Fund to losses.
  - Investment risk is concentrated in specific sectors, countries, currencies or companies. This means the Fund is more sensitive to any localised economic, market, political, sustainability-related or regulatory events.
  - The value of equities and equity-related securities can be affected by daily stock market movements. Other influential factors include political, economic news, company earnings and significant corporate events.
- ▶ Particular risks not adequately captured by the risk indicator include:
  - Counterparty Risk: The insolvency of any institutions providing services such as safekeeping of assets or acting as counterparty to derivatives or other instruments, may expose the Fund to financial loss.

## Charges

The charges are used to pay the costs of running the Fund, including the costs of marketing and distributing it. These charges reduce the potential growth of your investment.

The entry and exit charges shown are maximum figures. In some cases you might pay less. Please refer to your financial advisor or the distributor for the actual entry and exit charges.

\*Subject to a charge of up to 2% paid into the Fund where the Manager suspects excessive trading by an investor.

The ongoing charges figure is based on expenses for the twelve month period ending 31 December 2022. This figure may vary from year to year. It excludes portfolio trade-related costs, except costs paid to the custodian and any entry/exit charge paid to an underlying collective investment scheme (if any).

\*\* To the extent the Fund undertakes securities lending to reduce costs, the Fund will receive 62.5% of the associated revenue generated and the remaining 37.5% will be received by BlackRock as the securities lending agent. As securities lending revenue sharing does not increase the costs of running the Fund, this has been excluded from the ongoing charges.

| One-off charges taken before or after you invest |       |
|--|-------|
| Entry Charge                                     | None  |
| Exit Charge                                      | None* |

This is the maximum that might be taken out of your money before it is invested or before proceeds of your investments are paid out.

| Charges taken from the Fund over each year           |         |
|--|---------|
| Ongoing Charges                                      | 0.06%** |
| Charges taken from the Fund under certain conditions |         |
| Performance Fee                                      | None    |

## Past Performance

Past performance is not a guide to future performance.

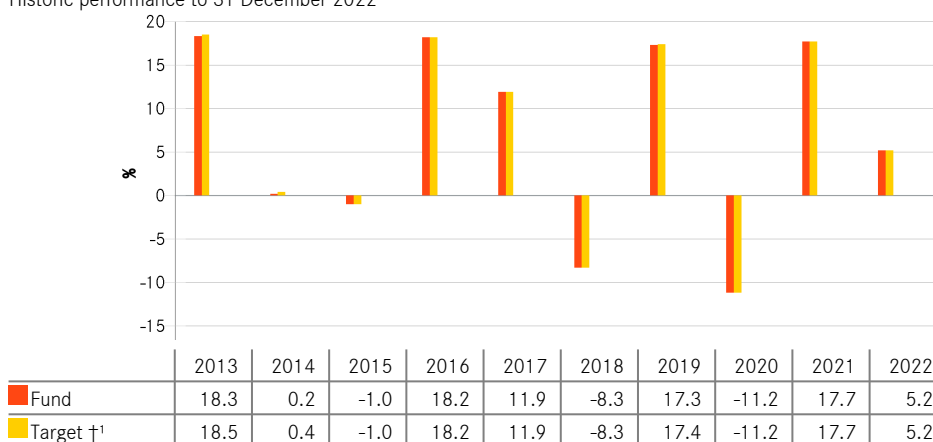
The chart shows the Fund's annual performance in GBP for each full calendar year over the period displayed in the chart. It is expressed as a percentage change of the Fund's net asset value at each year-end. The Fund was launched in 2012. The unit class was launched in 2012.

Performance is shown after deduction of ongoing charges. Any entry/exit charges are excluded from the calculation.

†<sup>1</sup>FTSE 100 Index (GBP)

As of 31 December 2014, the Benchmark Index converted from a close of business valuation to a midday valuation. Historic performance of the Benchmark has been simulated by the Benchmark provider and such data is used for the purposes of demonstrating historic performance in the "Past Performance" table from 31 July 2009 or from the launch of the share class if later.

Historic performance to 31 December 2022



## Practical Information

- ▶ The trustee and depositary of the Fund is The Bank of New York Mellon (International) Limited, which also acts as custodian.
- ▶ Further information about the Fund can be obtained from the latest annual report and half-yearly reports of the BlackRock Collective Investment Funds (BCIF). These documents are available free of charge in English. These can be found, along with other information, such as unit prices, on the BlackRock website at [www.blackrock.com](http://www.blackrock.com), on the iShares website at [www.ishares.com](http://www.ishares.com) or by calling Investor Services on 0800 44 55 22.
- ▶ Investors should note that the tax legislation that applies to the Fund may have an impact on the personal tax position of your investment in the Fund.
- ▶ The Fund is a sub-fund of BCIF, an umbrella structure comprising different sub-funds. This document is specific to the Fund and unit class stated at the beginning of this document. However, the prospectus, annual and half-yearly reports are prepared for the umbrella.
- ▶ BlackRock Fund Managers Limited may be held liable solely on the basis of any statement contained in this document that is misleading, inaccurate or inconsistent with the relevant parts of the Fund's prospectus.
- ▶ The assets of the Fund are held on trust for its unitholders under English trust law which means that its assets cannot be used to discharge the liabilities of other sub-funds within BCIF. In addition, the Fund's assets are held separately from the assets of other sub-funds.
- ▶ Investors may switch their units in the Fund for units in another sub-fund within BCIF, subject to meeting certain conditions as set out in the prospectus.
- ▶ The Remuneration Policy of the Management Company, which describes how remuneration and benefits are determined and awarded, and the associated governance arrangements, is available at [www.blackrock.com/Remunerationpolicy](http://www.blackrock.com/Remunerationpolicy) or on request from the registered office of the Management Company.

## KEY INVESTOR INFORMATION

This document provides you with Key Investor Information about this Fund. It is not marketing material. The information is required by law to help you understand the nature and the risks of investing in this Fund. You are advised to read it so you can make an informed decision about whether to invest.

## Janus Henderson

### European Smaller Companies Fund Class I Acc ISIN: GB0007476426

A sub-fund of Janus Henderson UK & Europe Funds, a UK OEIC managed by Janus Henderson Fund Management UK Limited.

Fund Currency: GBP Share Class Currency: GBP

## Objective and investment policy

### Objective

The Fund aims to provide capital growth over the long term (5 years or more).

### Investment policy

The Fund invests at least 80% of its assets in shares (also known as equities) of smaller companies, in any industry, in Europe (excluding UK). Companies will be incorporated, headquartered, listed on an exchange in, or deriving significant revenue from, this region.

The Fund may also invest in other assets including cash.

The investment manager may use derivatives (complex financial instruments) to reduce risk or to manage the Fund more efficiently.

The Fund is actively managed. The MSCI Europe ex UK Small Cap Index is broadly representative of the companies in which the Fund may invest and can provide a useful comparator for assessing the Fund's performance. The investment manager has discretion to choose investments for the Fund with weightings different to the index or not in the index.

As an additional means of assessing the performance of the Fund, the IA European Smaller Companies sector average, which is based on a peer group of broadly similar funds, may also provide a useful comparator.

### Strategy

The investment manager focuses on meetings and calls with company management, along with the use of quantitative filters, to identify potential

companies for investment. Emphasis is placed on the robustness of a company's business model, an analysis of what drives the business, its competitive advantages and the sustainability of returns. The Fund maintains a well-diversified portfolio of companies which generally fall within the bottom 25% of their relevant market by way of size. The liquidity of any stock (the degree to which shares can be quickly bought or sold in the market at a price reflecting its intrinsic value) is important in determining whether to invest and the size of the holding for the Fund.

**Distribution policy** The Fund offers accumulation shares (shares in which net income is retained within the price).

**Recommendation** This Fund may not be appropriate for investors who plan to withdraw their money within 5 years.

The Fund is designed to be used only as one component of several in a diversified investment portfolio. Investors should consider carefully the proportion of their portfolio invested into this Fund.

You can buy, sell or switch shares in the Fund on any dealing day and according to certain restrictions, both defined in detail in the Company's Prospectus.

**For an explanation of some of the terms used in this document, please visit the glossary on our website at [www.janushenderson.com](http://www.janushenderson.com).**

## Risk and reward profile



The value of an investment and any income from it can go up or down. When you sell your shares they may be worth less than you paid for them.

The rating above is based on the historic volatility of the share class. Historic data may not be a reliable indication of the future risk profile of the Fund. The rating is not guaranteed and may change over time.

The share class appears at 6 out of 7. Share classes in higher categories have shown greater and/or more frequent variations in Net Asset Value in the past five years than those in lower categories. The lowest category does not mean risk free.

Other material risks not captured by the rating:

**Equities** Shares/Units can lose value rapidly, and typically involve higher risks than bonds or money market instruments. The value of your investment may fall as a result.

**Smaller Companies** Shares of small and mid-size companies can be more volatile than shares of larger companies, and at times it may be difficult to value or to sell shares at desired times and prices, increasing the risk of losses.

**Country or Region** If a Fund has a high exposure to a particular country or geographical region it carries a higher level of risk than a Fund which is more broadly diversified.

**Derivatives** The Fund may use derivatives with the aim of reducing risk or managing the portfolio more efficiently. However this introduces other risks, in particular, that a derivative counterparty may not meet its contractual obligations.

**Exchange Rates** If the Fund holds assets in currencies other than the base currency of the Fund, or you invest in a share/unit class of a different currency to the Fund (unless hedged, i.e. mitigated by taking an offsetting position in a related security), the value of your investment may be impacted by changes in exchange rates.

**Liquidity** Securities within the Fund could become hard to value or to sell at a desired time and price, especially in extreme market conditions when asset prices may be falling, increasing the risk of investment losses.

**Counterparty Risk and Operational Risk** The Fund could lose money if a counterparty with which the Fund trades becomes unwilling or unable to meet its obligations, or as a result of failure or delay in operational processes or the failure of a third party provider.

For more information please see the Company's Prospectus.

## Charges

The charges you pay are used to pay the costs of running the Fund, including the costs of managing and distributing it. These charges reduce the potential growth of your investment.

If you invest through a third party provider you are advised to consult them directly as charges, performance and terms and conditions may differ materially to those shown in this document.

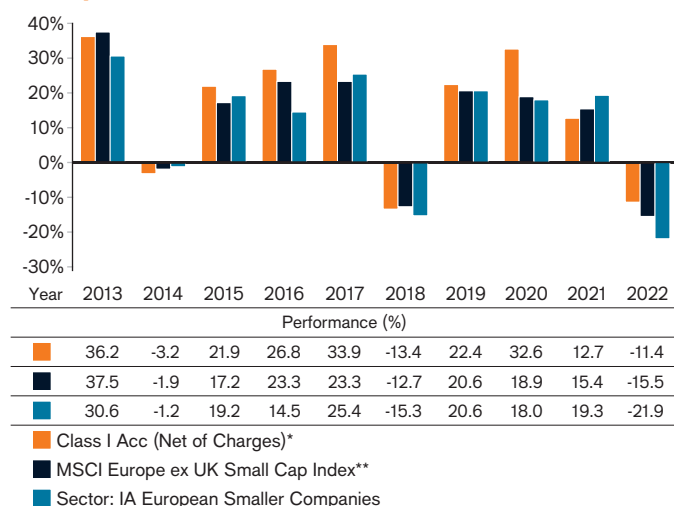
### One-off charges taken before or after you invest\*

|              |         |
|--------------|---------|
| Entry Charge | 0.00%   |
| Exit Charge  | 0.00%** |

\* The charges shown are maximum figures. In some cases you may pay less.

\*\* Subject to a charge of up to 3.00% where the Manager suspects excessive trading by an investor (and specifically on subscriptions held for less than 90 days).

## Past performance



### Charges taken from the Fund over a year

|                 |       |
|-----------------|-------|
| Ongoing Charges | 0.86% |
|-----------------|-------|

The ongoing charges are based on actual annualised expenses for the period ending 30 June 2022. Ongoing charges may vary from year to year.

The figure for ongoing charges excludes portfolio transaction costs, except in the case of an initial charge paid by the Fund when buying shares or units in another Fund.

For more information about Charges please see the Company's Prospectus.

\*\*Warning: From 25 February 2022, the Fund's benchmark changed from EMIX Smaller European Companies ex UK Index to MSCI Europe ex UK Small Cap Index. Past performance before 25 February 2022 is shown for the Fund's previous benchmark.

The past performance is calculated in GBP.

The Fund and the share class were launched in January 1985.

Past performance does not predict future returns.

The past performance takes into account all charges except one-off charges. The Fund does not aim to track the performance of the benchmark.

\*Class I Acc was launched in January 1985. Performance prior to that date is simulated past performance based on the Class A Acc of the same Fund which reflects a different ongoing charge, which was 1.74% for the period ended 30 June 2022.

## Practical information

**Depository:** NatWest Trustee and Depository Services Limited.

**To obtain more information:** This Key Investor Information Document may not contain all the information you need.

For the last published price of shares in the Fund or any additional information on the Fund, or to obtain the Company's prospectus or the annual/semi-annual report, please visit [www.janushenderson.com](http://www.janushenderson.com). Documents are available free of charge in English and certain other languages. You may also contact the registered office of the Fund at 201 Bishopsgate, London EC2M 3AE, or your local representative office.

**Tax:** Investors should note that the tax legislation that applies to the Fund may have an impact on the personal tax position of their investment in the Fund.

Contact your adviser to discuss tax treatment, suitability of this investment, and other questions.

**Notices:** Janus Henderson Fund Management UK Limited may be held liable solely on the basis of any statement contained in this document

that is misleading, inaccurate or inconsistent with the relevant parts of the Prospectus for the Fund.

The assets of each sub-fund are segregated, meaning that each sub-fund is insulated from any losses or claims associated with the other sub-funds.

Further information about dealing and switching to other share classes of this Fund or other Funds in this OEIC may be obtained by visiting [www.janushenderson.com](http://www.janushenderson.com) or found in the Company's prospectus.

The details of the up-to-date remuneration policy of the Manager are available at [www.janushenderson.com](http://www.janushenderson.com). A paper copy of the remuneration policy will be made available free of charge upon request. These include a description of how pay and benefits are worked out and the people or committee members responsible for awarding them.

The Fund and Janus Henderson Fund Management UK Limited are authorised in the UK and regulated by the Financial Conduct Authority ("FCA").

*This Key Investor Information is accurate as at 10 February 2023.*



## KEY INVESTOR INFORMATION

This document provides you with Key Investor Information about this Fund. It is not marketing material. The information is required by law to help you understand the nature and the risks of investing in this Fund. You are advised to read it so you can make an informed decision about whether to invest.

## Janus Henderson

### Global Sustainable Equity Fund Class I Acc ISIN: GB00B71DPP64

A sub-fund of Janus Henderson Sustainable/Responsible Funds, a UK OEIC managed by Janus Henderson Fund Management UK Limited.  
Fund Currency: GBP Share Class Currency: GBP

## Objective and investment policy

### Objective

The Fund aims to provide capital growth over the long term (5 years or more) by investing in companies whose products and services are considered by the Investment Manager as contributing to positive environmental or social change.

### Investment policy

The Fund invests at least 80% of its assets in shares (also known as equities) of companies, of any size, in any industry, in any country. The Fund will avoid investing in companies (in some cases subject to thresholds) that the Investment Manager considers could contribute to environmental or societal harm, as detailed in the "Exclusionary Approach" section in the Prospectus, and invest in companies that derive at least 50% of their revenues from products and services that are considered by the investment manager as contributing to positive environmental or social change and thereby have an impact on the development of a sustainable global economy.

The Fund may also invest in other assets including cash.

The investment manager may use derivatives (complex financial instruments) to reduce risk or to manage the Fund more efficiently.

The Fund is actively managed with reference to the MSCI World Index, which is broadly representative of the companies in which it may invest, as this can provide a useful comparator for assessing the Fund's performance. The investment manager has discretion to choose investments for the Fund with weightings different to the index or not in the index.

As an additional means of assessing the performance of the Fund, the IA Global sector average, which is based on a peer group of broadly similar funds, may also provide a useful comparator.

### Strategy

Investee companies will typically be aligned with megatrends identified by the Investment Manager; these include climate change, resource constraints, growing populations, and ageing populations. The Investment Manager then, within its thematic framework of environmental and social investment themes, seeks

to construct a differentiated and well diversified global portfolio of companies, based on the belief that superior returns can be generated by companies that tackle environmental and social challenges and have an impact on the development of a sustainable global economy. These companies should have attractive financial attributes such as persistent revenue growth and durable cash flows, as well as exhibiting strong management of environmental, social and corporate governance risks. Examples of themes the Investment Manager has identified include efficiency, cleaner energy, water management, environmental services, sustainable transport, sustainable property & finance, safety, quality of life, knowledge & technology and health. More product-specific information, including our investment principles approach, can be found in the Document Library of the website at [www.janushenderson.com](http://www.janushenderson.com). Further information as to how Janus Henderson approach ESG, including Janus Henderson's "ESG Investment Policy", can be found in the "About Us - Environmental, Social and Governance (ESG)" section of the website at [www.janushenderson.com](http://www.janushenderson.com).

**Other Information** As part of its investment process, the Fund applies sustainability related criteria. More detail can be found under the Exclusionary Approach in the Prospectus.

**Distribution policy** The Fund offers accumulation shares (shares in which net income is retained within the price) and income shares (shares in which net income may be paid out to investors).

**Recommendation** This Fund may not be appropriate for investors who plan to withdraw their money within 5 years.

The Fund is designed to be used only as one component of several in a diversified investment portfolio. Investors should consider carefully the proportion of their portfolio invested into this Fund.

You can buy, sell or switch shares in the Fund on any dealing day and according to certain restrictions, both defined in detail in the Company's Prospectus.

**For an explanation of some of the terms used in this document, please visit the glossary on our website at [www.janushenderson.com](http://www.janushenderson.com).**

## Risk and reward profile



The value of an investment and any income from it can go up or down. When you sell your shares they may be worth less than you paid for them.

The rating above is based on the historic volatility of the share class. Historic data may not be a reliable indication of the future risk profile of the Fund. The rating is not guaranteed and may change over time.

The share class appears at 6 out of 7. Share classes in higher categories have shown greater and/or more frequent variations in Net Asset Value in the past five years than those in lower categories. The lowest category does not mean risk free.

Other material risks not captured by the rating:

**Equities** Shares/Units can lose value rapidly, and typically involve higher risks than bonds or money market instruments. The value of your investment may fall as a result.

**Smaller Companies** Shares of small and mid-size companies can be more volatile than shares of larger companies, and at times it may be difficult to value or to sell shares at desired times and prices, increasing the risk of losses.

**Sustainable Investment** The Fund follows a sustainable investment approach, which may cause it to be overweight and/or underweight in certain sectors and thus perform differently than funds that have a similar objective but which do not integrate sustainable investment criteria when selecting securities.

**Derivatives** The Fund may use derivatives with the aim of reducing risk or managing the portfolio more efficiently. However this introduces other risks, in particular, that a derivative counterparty may not meet its contractual obligations.

**Exchange Rates** If the Fund holds assets in currencies other than the base currency of the Fund, or you invest in a share/unit class of a different currency to the Fund (unless hedged, i.e. mitigated by taking an offsetting position in a related security), the value of your investment may be impacted by changes in exchange rates.

**Liquidity** Securities within the Fund could become hard to value or to sell at a desired time and price, especially in extreme market conditions when asset prices may be falling, increasing the risk of investment losses.

**Counterparty Risk and Operational Risk** The Fund could lose money if a counterparty with which the Fund trades becomes unwilling or unable to meet its obligations, or as a result of failure or delay in operational processes or the failure of a third party provider.

For more information please see the Company's Prospectus.

## Charges

The charges you pay are used to pay the costs of running the Fund, including the costs of managing and distributing it. These charges reduce the potential growth of your investment.

If you invest through a third party provider you are advised to consult them directly as charges, performance and terms and conditions may differ materially to those shown in this document.

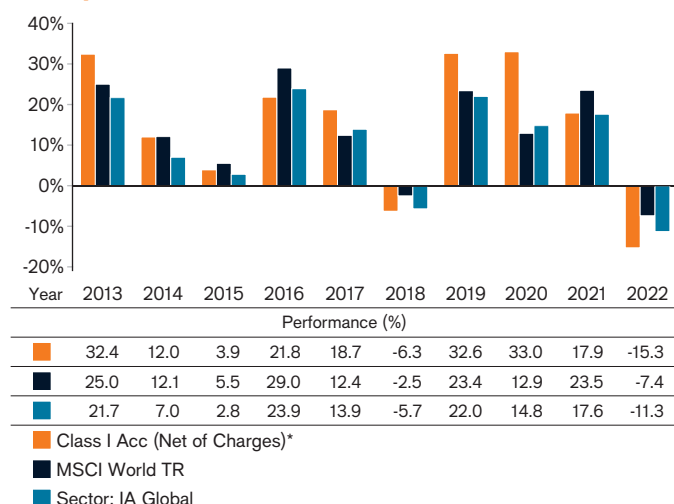
### One-off charges taken before or after you invest\*

|              |         |
|--------------|---------|
| Entry Charge | 0.00%   |
| Exit Charge  | 0.00%** |

\* The charges shown are maximum figures. In some cases you may pay less.

\*\* Subject to a charge of up to 3.00% where the Manager suspects excessive trading by an investor (and specifically on subscriptions held for less than 90 days).

## Past performance



### Charges taken from the Fund over a year

|                 |       |
|-----------------|-------|
| Ongoing Charges | 0.85% |
|-----------------|-------|

The ongoing charges are based on actual annualised expenses for the period ending 31 March 2022. Ongoing charges may vary from year to year.

The figure for ongoing charges excludes portfolio transaction costs, except in the case of an initial charge paid by the Fund when buying shares or units in another Fund.

For more information about Charges please see the Company's Prospectus.

The past performance is calculated in GBP.

The Fund was launched in July 1991 and the share class was launched in July 2012.

Past performance does not predict future returns.

The past performance takes into account all charges except one-off charges.

The Fund does not aim to track the performance of the benchmark.

\*Class I Acc was launched in July 2012. Performance prior to that date is simulated past performance based on the Class I Inc of the same Fund which reflects a different ongoing charge, which was 1.73% for the period ended 31 March 2022.

## Practical information

**Depository:** NatWest Trustee and Depository Services Limited.

**To obtain more information:** This Key Investor Information Document may not contain all the information you need.

For the last published price of shares in the Fund or any additional information on the Fund, or to obtain the Company's prospectus or the annual/semi-annual report, please visit [www.janushenderson.com](http://www.janushenderson.com). Documents are available free of charge in English and certain other languages. You may also contact the registered office of the Fund at 201 Bishopsgate, London EC2M 3AE, or your local representative office.

**Tax:** Investors should note that the tax legislation that applies to the Fund may have an impact on the personal tax position of their investment in the Fund.

Contact your adviser to discuss tax treatment, suitability of this investment, and other questions.

**Notices:** Janus Henderson Fund Management UK Limited may be held liable solely on the basis of any statement contained in this document

that is misleading, inaccurate or inconsistent with the relevant parts of the Prospectus for the Fund.

The assets of each sub-fund are segregated, meaning that each sub-fund is insulated from any losses or claims associated with the other sub-funds.

Further information about dealing and switching to other share classes of this Fund or other Funds in this OEIC may be obtained by visiting [www.janushenderson.com](http://www.janushenderson.com) or found in the Company's prospectus.

The details of the up-to-date remuneration policy of the Manager are available at [www.janushenderson.com](http://www.janushenderson.com). A paper copy of the remuneration policy will be made available free of charge upon request. These include a description of how pay and benefits are worked out and the people or committee members responsible for awarding them.

The Fund and Janus Henderson Fund Management UK Limited are authorised in the UK and regulated by the Financial Conduct Authority ("FCA").

*This Key Investor Information is accurate as at 21 February 2023.*

# Key Investor Information

This document provides you with key investor information about this Fund. It is not marketing material. The information is required by law to help you understand the nature and the risks of investing in this Fund. You are advised to read it so you can make an informed decision about whether to invest.

JPMorgan Fund ICVC

ISIN: GB00B5N1BC33

## JPM Emerging Markets Income Fund C - Net Income

a Share Class of JPMorgan Fund ICVC – JPM Emerging Markets Income Fund. The Authorised Corporate Director ("ACD") is JPMorgan Funds Limited

### Objectives, Process and Policies

#### INVESTMENT OBJECTIVE

To provide a portfolio designed to achieve income by investing at least 80% of the Fund's assets in equity securities of emerging markets companies in any economic sector whilst participating in capital growth over the long-term (5-10 years).

#### INVESTMENT PROCESS

##### Investment approach

- Uses a fundamental, bottom-up stock selection process.
- Uses a high conviction approach to finding the best investment ideas.
- Seeks to balance attractive yield and capital appreciation.

**Benchmark** MSCI Emerging Markets Index (Net)

##### Benchmark uses and resemblance

- The Fund is actively managed. The Benchmark is a Performance Comparator and the Fund may bear little resemblance to its Benchmark. The Benchmark has been chosen as it reflects the main investment universe and strategy for the Fund.

#### POLICIES

**Main investment exposure** At least 80% of assets invested in equities of companies that are domiciled, or carrying out the main part of their

economic activity, in an emerging market country. The Fund may invest in small capitalisation companies.

The Fund may invest up to 20% in China A-Shares via the China-Hong Kong Stock Connect Programmes.

**Other investment exposures** Emerging market debt securities, including investment grade, below investment grade and unrated bonds, by investing directly or indirectly through collective investment schemes. Participation notes, cash and near cash on an ancillary basis.


**Derivatives** Used for: efficient portfolio management; hedging. Types: see [Fund Derivative Usage](#) table under [How the Funds Use Derivatives, Instruments and Techniques](#) in the Prospectus. TRS including CFD: none. Global exposure calculation method: commitment.

**Currencies** Fund Base Currency: GBP. Currencies of asset denomination: any. Hedging approach: typically unhedged.

**Redemption and Dealing** Shares of the Fund may be redeemed on demand, with dealing normally on a daily basis.

**Distribution Policy** This Share Class will distribute income. For an explanation of some of the terms used in this document, please visit the glossary on our website at <https://am.jpmorgan.com/gb/en/asset-management/per/funds/administrative-information/>.

### Risk and Reward Profile



The above rating is based on the historic volatility of the Net Asset Value of the Share Class over the last five years and may not be a reliable indication of the future risk profile of the Share Class.

The risk and reward category shown above is not guaranteed to remain unchanged and may change over time.

A Share Class with the lowest risk rating does not mean a risk-free investment.

**Why is this Share Class in this category?** This Share Class is classified in category 5 because its Net Asset Value has shown medium to high fluctuations historically.

#### OTHER MATERIAL RISKS

The Fund is subject to **Investment risks** and **Other associated risks** from the techniques and securities it uses to seek to achieve its objective.

The table on the right explains how these risks relate to each other and the **Outcomes to the Shareholder** that could affect an investment in the Fund.

Investors should also read [Risk Descriptions](#) in the Prospectus for a full description of each risk.

| Investment risks Risks from the Fund's techniques and securities |  |  |
|--|--|--|
| Techniques<br>Hedging  | Securities<br>China<br>Debt securities<br>– Investment grade debt<br>– Below investment grade debt | – Unrated debt<br>Emerging markets<br>Equities<br>Participation notes<br>Smaller companies<br>UCITS, UCIs and ETFs |

| Other associated risks Further risks the Fund is exposed to from its use of the techniques and securities above |           |        |
|---|-----------|--------|
| Currency  | Liquidity | Market |

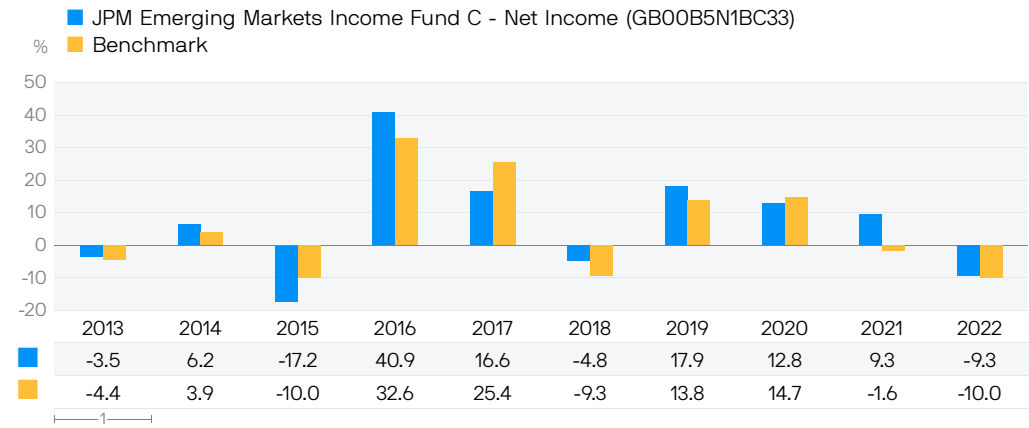
| Outcomes to the Shareholder Potential impact of the risks above |  |                                       |
|---|--|---------------------------------------|
| Loss Shareholders could lose some or all of their money.        | Volatility Shares of the Fund will fluctuate in value. | Failure to meet the Fund's objective. |

## Charges

| One-off charges taken before or after you invest                      |       |   |
|---|-------|---|
| Entry charge  | None  | This is the maximum that might be taken out of your money before it is invested or before the proceeds of your investment are paid out. |
| Exit charge   | None  |   |
| Charges taken from this Share Class over a year                       |       |   |
| Ongoing charge  | 0.88% | The ongoing charge is based on the last year's expenses to December 2022 and may vary from year to year.                                |
| Charges taken from this Share Class under certain specific conditions |       |   |
| Performance fee   | None  |   |

- The actual entry and exit charges paid may be less. Information on charges can be obtained from the investor's financial adviser.
- The Prospectus permits a fee to be charged for switching between Funds but this fee is currently waived by the Authorised Corporate Director.
- Charges are used to pay the costs of running this Share Class. These charges reduce the potential growth of the investment.
- Further information about charges can be found in the "Share Classes and Costs" section of the Prospectus.

## Past Performance



- Past performance is not a guide to future performance.
- Performance data has been calculated including tax, ongoing charges and portfolio transaction costs and excluding entry and exit charges, in GBP.
- Fund launch date: 2012.
- Share Class launch date: 2013.

1 The performance shown prior the launch date of this share class relates to the A share class. The A share class performance has not been amended or simulated to adjust for the lower ongoing fees of the C share class.

## Practical Information

**Depository** The fund depository is NatWest Trustee and Depository Services Limited

**Further Information** A copy of the Prospectus and latest annual and semi-annual financial report in English can be downloaded or ordered online from [www.jpmmorgan.co.uk/investor](http://www.jpmmorgan.co.uk/investor) or are available free of charge upon request from our UK-based Investor Services Team on 0800 20 40 20 (or +44 1268 44 44 70 if calling from outside the UK) or by writing to J.P. Morgan Asset Management, Client Administration Centre, PO Box 12272, Chelmsford, CM99 2EL.

Share prices can be obtained online at [www.jpmmorgan.co.uk/investor](http://www.jpmmorgan.co.uk/investor) or by telephoning 0800 20 40 20 (or +44 1268 44 44 70 if calling from outside the UK).

Please note if you call J.P. Morgan Asset Management, calls may be recorded and monitored for security and training purposes.

**Remuneration Policy** The ACD's Remuneration Policy can be found on <https://am.jpmmorgan.com/gb/en/asset-management/gim/awm/legal/emea-remuneration-policy>. This policy includes details of how remuneration and benefits are calculated, including responsibilities and composition of the committee which oversees and controls the policy. A copy of this policy can be requested free of charge from the ACD.

**Tax** The Fund is subject to UK tax regulations. This may have an impact on an investor's personal tax position.

**Legal Information** JPMorgan Funds Limited may be held liable solely on the basis of any statement contained in this document that is misleading, inaccurate or inconsistent with the relevant parts of the Prospectus.

JPMorgan Fund ICVC consists of separate Funds, each of which issues one or more Share Classes. This document is prepared for a specific Share Class. The Prospectus and annual and semi-annual financial reports are prepared for JPMorgan Fund ICVC.

The Fund is part of JPMorgan Fund ICVC. The assets and liabilities of each fund in JPMorgan Fund ICVC are segregated by law. This means that the assets of the Fund belong exclusively to the Fund and will not be used to pay the liabilities of any other person or body, including JPMorgan Fund ICVC or any other Fund within JPMorgan Fund ICVC.

**Switching and Conversion** Investors may switch into Shares of another Fund of JPMorgan Fund ICVC or convert Shares in one Class in a Fund to Shares of another Class in the same Fund subject to meeting any relevant eligibility requirements and minimum holding amounts. Further information can be found in "section 4.3.10 - Switching and Conversion of Shares" of the Prospectus.

**Privacy Policy** You should note that, if you contact J.P. Morgan Asset Management by telephone, those lines may be recorded and monitored for legal, security and training purposes. You should also take note that information and data from communications with you may be processed by J.P. Morgan Asset Management, acting as a data controller, in accordance with applicable data protection laws. Further information about processing activities of J.P. Morgan Asset Management can be found in the EMEA Privacy Policy, which is available at [www.jpmmorgan.com/emea-privacy-policy](http://www.jpmmorgan.com/emea-privacy-policy). Additional copies of the EMEA Privacy Policy are available on request.

# Key Investor Information

This document provides you with key investor information about this Fund. It is not marketing material. The information is required by law to help you understand the nature and the risks of investing in this Fund. You are advised to read it so you can make an informed decision about whether to invest.

JPMorgan Fund ICVC

ISIN: GB00B9Z1HQ52

## JPM Japan Fund C - GBP Hedged Net Accumulation

a Share Class of JPMorgan Fund ICVC – JPM Japan Fund. The Authorised Corporate Director ("ACD") is JPMorgan Funds Limited

### Objectives, Process and Policies

#### INVESTMENT OBJECTIVE

To provide capital growth over the long-term (5-10 years) by investing at least 80% of the Fund's assets in the shares of Japanese companies.

#### INVESTMENT PROCESS

##### Investment approach

- Uses a fundamental, bottom-up stock selection process.
- Uses a high conviction approach to finding the best investment ideas.
- Seeks to identify high quality companies with superior and sustainable growth potential.

##### Benchmark TOPIX (Net)

##### Benchmark uses and resemblance

- The Fund is actively managed. The Benchmark is a Performance Comparator and the Fund may bear little resemblance to its Benchmark. The Benchmark has been chosen as it reflects the main investment universe and strategy for the Fund.

#### POLICIES

**Main investment exposure** At least 80% of assets invested in equities of companies that are domiciled, or carrying out the main part of their economic activity, in Japan. The Fund may invest in small capitalisation companies.

**Other investment exposures** Cash and near cash on an ancillary basis.

**Derivatives** *Used for: efficient portfolio management; hedging. Types: see [Fund Derivative Usage](#) table under [How the Funds Use Derivatives, Instruments and Techniques](#) in the Prospectus. TRS including CFD: none. Global exposure calculation method: commitment.*

**Currencies** *Fund Base Currency: GBP. Currencies of asset denomination: JPY. Hedging approach: typically unhedged.*


This Share Class seeks to minimise the effect of exchange rate fluctuations between the Sub-Fund's Base Currency and the Share Class Currency.

**Redemption and Dealing** Shares of the Fund may be redeemed on demand, with dealing normally on a daily basis.

**Distribution Policy** This Share Class will reinvest income.

For an explanation of some of the terms used in this document, please visit the glossary on our website at [www.jpmorgan.co.uk/kiid-glossary](http://www.jpmorgan.co.uk/kiid-glossary).

### Risk and Reward Profile



The above rating is based on the historic volatility of the Net Asset Value of the Share Class over the last five years and may not be a reliable indication of the future risk profile of the Share Class.

The risk and reward category shown above is not guaranteed to remain unchanged and may change over time.

A Share Class with the lowest risk rating does not mean a risk-free investment.

**Why is this Share Class in this category?** This Share Class is classified in category 6 because its Net Asset Value has shown high fluctuations historically.

#### OTHER MATERIAL RISKS

The Fund is subject to **Investment risks** and **Other associated risks** from the techniques and securities it uses to seek to achieve its objective.

The table on the right explains how these risks relate to each other and the **Outcomes to the Shareholder** that could affect an investment in the Fund.

Investors should also read [Risk Descriptions](#) in the Prospectus for a full description of each risk.

| Investment risks <i>Risks from the Fund's techniques and securities</i>  |  |        |
|--|--|--------|
| <b>Techniques</b><br>Concentration<br>Hedging  | <b>Securities</b><br>Equities<br>Smaller companies |        |
| Other associated risks <i>Further risks the Fund is exposed to from its use of the techniques and securities above</i> |  |        |
| Currency   | Liquidity  | Market |
| Outcomes to the Shareholder <i>Potential impact of the risks above</i>   |  |        |

|   |   |  |
|---|---|--|
| <b>Loss</b> Shareholders could lose some or all of their money. | <b>Volatility</b> Shares of the Fund will fluctuate in value. | <b>Failure to meet the Fund's objective.</b> |
|---|---|--|

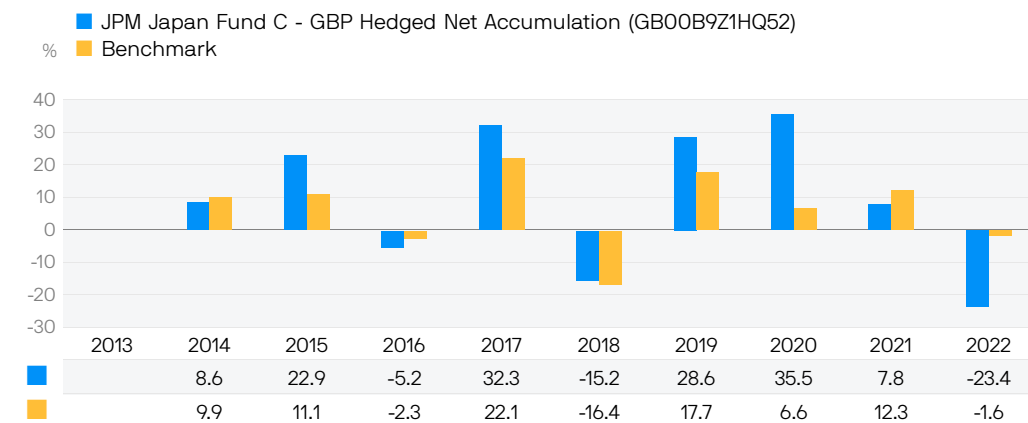


## Charges

| One-off charges taken before or after you invest                      |       |   |
|---|-------|---|
| Entry charge  | None  | This is the maximum that might be taken out of your money before it is invested or before the proceeds of your investment are paid out. |
| Exit charge   | None  |   |
| Charges taken from this Share Class over a year                       |       |   |
| Ongoing charge  | 0.81% | The ongoing charge is based on the last year's expenses to December 2022 and may vary from year to year.                                |
| Charges taken from this Share Class under certain specific conditions |       |   |
| Performance fee   | None  |   |

- The actual entry and exit charges paid may be less. Information on charges can be obtained from the investor's financial adviser.
- The Prospectus permits a fee to be charged for switching between Funds but this fee is currently waived by the Authorised Corporate Director.
- Charges are used to pay the costs of running this Share Class. These charges reduce the potential growth of the investment.
- Further information about charges can be found in the "Share Classes and Costs" section of the Prospectus.

## Past Performance



- Past performance is not a guide to future performance.
- Performance data has been calculated including tax, ongoing charges and portfolio transaction costs and excluding entry and exit charges, in GBP.
- Fund launch date: 1970.
- Share Class launch date: 2013.

## Practical Information

**Depository** The fund depository is NatWest Trustee and Depository Services Limited

**Further Information** A copy of the Prospectus and latest annual and semi-annual financial report in English can be downloaded or ordered online from [www.jpmmorgan.co.uk/investor](http://www.jpmmorgan.co.uk/investor) or are available free of charge upon request from our UK-based Investor Services Team on 0800 20 40 20 (or +44 1268 44 44 70 if calling from outside the UK) or by writing to J.P. Morgan Asset Management, Client Administration Centre, PO Box 12272, Chelmsford, CM99 2EL.

Share prices can be obtained online at [www.jpmmorgan.co.uk/investor](http://www.jpmmorgan.co.uk/investor) or by telephoning 0800 20 40 20 (or +44 1268 44 44 70 if calling from outside the UK).

Please note if you call J.P. Morgan Asset Management, calls may be recorded and monitored for security and training purposes.

**Remuneration Policy** The ACD's Remuneration Policy can be found on <https://am.jpmmorgan.com/gb/en/asset-management/gim/awm/legal/emea-remuneration-policy>. This policy includes details of how remuneration and benefits are calculated, including responsibilities and composition of the committee which oversees and controls the policy. A copy of this policy can be requested free of charge from the ACD.

**Tax** The Fund is subject to UK tax regulations. This may have an impact on an investor's personal tax position.

**Legal Information** JPMorgan Funds Limited may be held liable solely on the basis of any statement contained in this document that is misleading, inaccurate or inconsistent with the relevant parts of the Prospectus.

JPMorgan Fund ICVC consists of separate Funds, each of which issues one or more Share Classes. This document is prepared for a specific Share Class. The Prospectus and annual and semi-annual financial reports are prepared for JPMorgan Fund ICVC.

The Fund is part of JPMorgan Fund ICVC. The assets and liabilities of each fund in JPMorgan Fund ICVC are segregated by law. This means that the assets of the Fund belong exclusively to the Fund and will not be used to pay the liabilities of any other person or body, including JPMorgan Fund ICVC or any other Fund within JPMorgan Fund ICVC.

**Switching and Conversion** Investors may switch into Shares of another Fund of JPMorgan Fund ICVC or convert Shares in one Class in a Fund to Shares of another Class in the same Fund subject to meeting any relevant eligibility requirements and minimum holding amounts. Further information can be found in "section 4.3.10 - Switching and Conversion of Shares" of the Prospectus.

**Privacy Policy** You should note that, if you contact J.P. Morgan Asset Management by telephone, those lines may be recorded and monitored for legal, security and training purposes. You should also take note that information and data from communications with you may be processed by J.P. Morgan Asset Management, acting as a data controller, in accordance with applicable data protection laws. Further information about processing activities of J.P. Morgan Asset Management can be found in the EMEA Privacy Policy, which is available at [www.jpmmorgan.com/emea-privacy-policy](http://www.jpmmorgan.com/emea-privacy-policy). Additional copies of the EMEA Privacy Policy are available on request.



# Key Investor Information

This document provides you with key investor information about this Fund. It is not marketing material. The information is required by law to help you understand the nature and the risks of investing in this Fund. You are advised to read it so you can make an informed decision about whether to invest.

JPMorgan Fund ICVC

ISIN: GB00B2Q5DR06

## JPM US Select Fund C - Net Accumulation

a Share Class of JPMorgan Fund ICVC – JPM US Select Fund. The Authorised Corporate Director ("ACD") is JPMorgan Funds Limited

### Objectives, Process and Policies

#### INVESTMENT OBJECTIVE

To provide capital growth by investing in a portfolio of equity securities of US companies.

#### INVESTMENT PROCESS

##### Investment approach

- Uses a research-driven investment process that is based on the fundamental analysis of companies and their future earnings and cash flows by a team of specialist sector analysts.

**Benchmark** S&P 500 Index (Net of 15% withholding tax)

##### Benchmark uses and resemblance

- The Fund is actively managed. The Benchmark is a Performance Comparator and the Fund will bear some resemblance to its Benchmark. The Benchmark has been chosen as it reflects the main investment universe and strategy for the Fund.

#### POLICIES

**Main investment exposure** At least 80% of assets invested in equities of companies that are domiciled, or carrying out the main part of their economic activity, in the US.

**Other investment exposures** Canadian companies.

**Derivatives** *Used for: efficient portfolio management; hedging. Types: see [Fund Derivative Usage](#) table under [How the Funds Use Derivatives, Instruments and Techniques](#) in the Prospectus. TRS including CFD: none. Global exposure calculation method: commitment.*


**Currencies** *Fund Base Currency: GBP. Currencies of asset denomination: typically USD. Hedging approach: typically unhedged.*

**Redemption and Dealing** Shares of the Fund may be redeemed on demand, with dealing normally on a daily basis.

**Distribution Policy** This Share Class will reinvest income.

For an explanation of some of the terms used in this document, please visit the glossary on our website at [www.jpmorgan.co.uk/kiid-glossary](http://www.jpmorgan.co.uk/kiid-glossary).

### Risk and Reward Profile



The above rating is based on the historic volatility of the Net Asset Value of the Share Class over the last five years and may not be a reliable indication of the future risk profile of the Share Class.

The risk and reward category shown above is not guaranteed to remain unchanged and may change over time.

A Share Class with the lowest risk rating does not mean a risk-free investment.

**Why is this Share Class in this category?** This Share Class is classified in category 6 because its Net Asset Value has shown high fluctuations historically.

#### OTHER MATERIAL RISKS

The Fund is subject to **Investment risks** and **Other associated risks** from the techniques and securities it uses to seek to achieve its objective.

The table on the right explains how these risks relate to each other and the **Outcomes to the Shareholder** that could affect an investment in the Fund.

Investors should also read [Risk Descriptions](#) in the Prospectus for a full description of each risk.

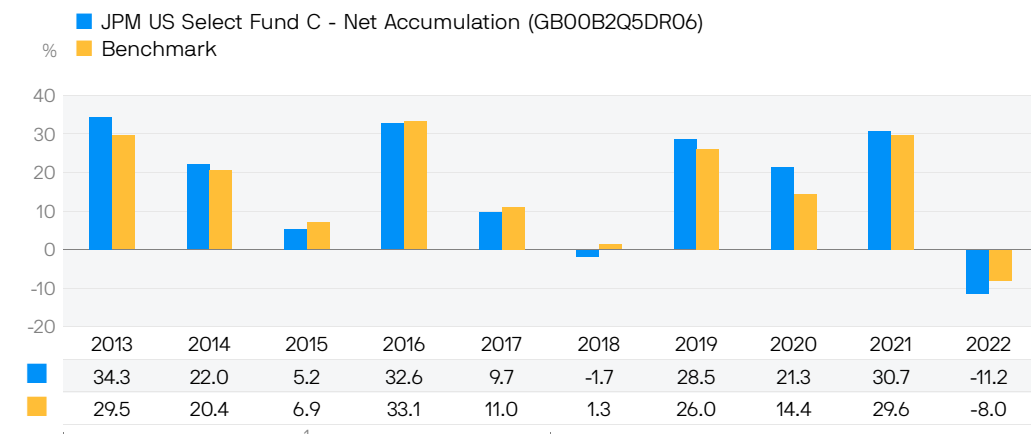
| Investment risks <i>Risks from the Fund's techniques and securities</i>  |   |  |
|--|---|--|
| Techniques   | Securities  |  |
| Hedging  | Equities  |  |
| Other associated risks <i>Further risks the Fund is exposed to from its use of the techniques and securities above</i> |   |  |
| Currency   | Market  |  |
| Outcomes to the Shareholder <i>Potential impact of the risks above</i>   |   |  |
| <b>Loss</b> Shareholders could lose some or all of their money.  | <b>Volatility</b> Shares of the Fund will fluctuate in value. | <b>Failure to meet the Fund's objective.</b> |

## Charges

| One-off charges taken before or after you invest                      |       |   |
|---|-------|---|
| Entry charge  | None  | This is the maximum that might be taken out of your money before it is invested or before the proceeds of your investment are paid out. |
| Exit charge   | None  |   |
| Charges taken from this Share Class over a year                       |       |   |
| Ongoing charge  | 0.55% | The ongoing charge is based on the last year's expenses to December 2022 and may vary from year to year.                                |
| Charges taken from this Share Class under certain specific conditions |       |   |
| Performance fee   | None  |   |

- The actual entry and exit charges paid may be less. Information on charges can be obtained from the investor's financial adviser.
- The Prospectus permits a fee to be charged for switching between Funds but this fee is currently waived by the Authorised Corporate Director.
- Charges are used to pay the costs of running this Share Class. These charges reduce the potential growth of the investment.
- Further information about charges can be found in the "Share Classes and Costs" section of the Prospectus.

## Past Performance



- Past performance is not a guide to future performance.
- Performance data has been calculated including tax, ongoing charges and portfolio transaction costs and excluding entry and exit charges, in GBP.
- Fund launch date: 1995.
- Share Class launch date: 2009.

1 This performance was achieved under circumstances that may no longer apply.

## Practical Information

**Depository** The fund depository is NatWest Trustee and Depository Services Limited

**Further Information** A copy of the Prospectus and latest annual and semi-annual financial report in English can be downloaded or ordered online from [www.jpmmorgan.co.uk/investor](http://www.jpmmorgan.co.uk/investor) or are available free of charge upon request from our UK-based Investor Services Team on 0800 20 40 20 (or +44 1268 44 44 70 if calling from outside the UK) or by writing to J.P. Morgan Asset Management, Client Administration Centre, PO Box 12272, Chelmsford, CM99 2EL.

Share prices can be obtained online at [www.jpmmorgan.co.uk/investor](http://www.jpmmorgan.co.uk/investor) or by telephoning 0800 20 40 20 (or +44 1268 44 44 70 if calling from outside the UK).

Please note if you call J.P. Morgan Asset Management, calls may be recorded and monitored for security and training purposes.

**Remuneration Policy** The ACD's Remuneration Policy can be found on <https://am.jpmmorgan.com/gb/en/asset-management/gim/awm/legal/emea-remuneration-policy>. This policy includes details of how remuneration and benefits are calculated, including responsibilities and composition of the committee which oversees and controls the policy. A copy of this policy can be requested free of charge from the ACD.

**Tax** The Fund is subject to UK tax regulations. This may have an impact on an investor's personal tax position.

**Legal Information** JPMorgan Funds Limited may be held liable solely on the basis of any statement contained in this document that is misleading, inaccurate or inconsistent with the relevant parts of the Prospectus.

JPMorgan Fund ICVC consists of separate Funds, each of which issues one or more Share Classes. This document is prepared for a specific Share Class. The Prospectus and annual and semi-annual financial reports are prepared for JPMorgan Fund ICVC.

The Fund is part of JPMorgan Fund ICVC. The assets and liabilities of each fund in JPMorgan Fund ICVC are segregated by law. This means that the assets of the Fund belong exclusively to the Fund and will not be used to pay the liabilities of any other person or body, including JPMorgan Fund ICVC or any other Fund within JPMorgan Fund ICVC.

**Switching and Conversion** Investors may switch into Shares of another Fund of JPMorgan Fund ICVC or convert Shares in one Class in a Fund to Shares of another Class in the same Fund subject to meeting any relevant eligibility requirements and minimum holding amounts. Further information can be found in "section 4.3.10 - Switching and Conversion of Shares" of the Prospectus.

**Privacy Policy** You should note that, if you contact J.P. Morgan Asset Management by telephone, those lines may be recorded and monitored for legal, security and training purposes. You should also take note that information and data from communications with you may be processed by J.P. Morgan Asset Management, acting as a data controller, in accordance with applicable data protection laws. Further information about processing activities of J.P. Morgan Asset Management can be found in the EMEA Privacy Policy, which is available at [www.jpmmorgan.com/emea-privacy-policy](http://www.jpmmorgan.com/emea-privacy-policy). Additional copies of the EMEA Privacy Policy are available on request.

# Key Investor Information

This document provides you with key investor information about this Fund. It is not marketing material. The information is required by law to help you understand the nature and the risks of investing in this Fund. You are advised to read it so you can make an informed decision about whether to invest.



## Jupiter Global Macro Bond Fund I GBP Inc (GB00B1XG8J69)

### A sub-fund of Jupiter Investment Management Series II.

Managed by Jupiter Unit Trust Managers Limited.

#### Objectives and Investment Policy

**Objective:** To seek to achieve income and capital growth, delivering a positive total return, net of fees, higher than the Sterling Overnight Interbank Average Rate over rolling 3-year periods. Capital invested in the fund is at risk and there is no guarantee that a positive total return will be achieved over rolling 3-year periods or in respect of any other time period.

**Policy:** at least 70% of the Fund is invested in a diversified portfolio of fixed, variable and zero rate debt securities, which can be issued by companies, governments and other public entities anywhere in the world. The Fund will not invest more than:

- 20% in sub-investment grade bonds (e.g. those with a rating of below BBB- as rated by Standard and Poor's or below Baa3 by Moody's).
- 20% in securities issued in emerging market countries.
- 20% in contingent convertible bonds (CoCos).

The Fund may invest in securities issued in various currencies with the aim of generating additional returns through changes in exchange rates.

Up to 30% of the Fund may be invested in other transferable securities (including convertible securities), open-ended funds (including funds managed by Jupiter and its associates), warrants, cash, near cash, money market instruments and deposits.

The Fund uses derivatives (i.e. financial contracts whose value is linked to the expected price movements of an underlying investment), with the aim of generating returns (i.e. for investment purposes) and/or reducing the overall costs and risks of the Fund.

The Fund is actively managed. Portfolio construction is driven by an on-going assessment of the drivers of returns such as interest rates, bond prices, economic outlook, inflationary expectations and global political issues. This will also include an assessment of issuers' default risk and value relative to similar bonds in the market.

Absolute return funds tend to be compared against the return (i.e. interest) available from holding cash on deposit. SONIA is the effective overnight interest rate paid by banks in the British sterling market and as such provides an appropriate rate of interest for comparison purposes.

Portfolio transaction costs are paid out of the assets of the Fund in addition to the

charges set out below, and may have an impact on the performance of the Fund.

**Recommendation:** the Fund may not be appropriate for investors who plan to withdraw their money within 5 years.

**Treatment of income:** income from investments, net of expenses, will be paid to shareholders.

**Dealing:** you can generally buy and sell shares on any day on which the London Stock Exchange is open for normal business – please refer to the Prospectus for exceptions.

#### Risk and Reward Profile

The calculated risk and reward category, as shown above, uses a method of calculation derived from EU rules. It is based on the rate at which the returns of the Fund have moved up and down in the past (i.e. volatility) and is not a guide to the future risk and reward category of the Fund. The category shown is not a target or guarantee and may shift over time. Even the lowest category 1 does not mean a risk-free investment. The seven-category scale is nonlinear, for example, 2 is not twice as risky as 1.



- The lowest category does not mean 'no risk'.
- The Fund is in this category due to the nature of its investments and previous levels of volatility (how much the value of the Fund rises and falls). Funds in category 3 have in the past shown moderately low volatility. With a fund of category 3, you have a moderately low risk of losing money but your chance for gains is also moderately low.
- **Interest Rate Risk** - The Fund can invest in assets whose value is sensitive to changes in interest rates (for example bonds) meaning that the value of these investments may fluctuate significantly with movement in interest rates.e.g. the value of a bond tends to decrease when interest rates rise.
- **Pricing Risk** - Price movements in financial assets mean the value of assets can fall as well as rise, with this risk typically amplified in more volatile market conditions.
- **Contingent convertible bonds** - The Fund may invest in contingent convertible bonds. These instruments may experience material losses based on certain trigger events. Specifically these triggers may result in a partial or total loss of value, or the investments may be converted into equity, both of which are likely to entail significant losses.

- **Credit Risk** - The issuer of a bond or a similar investment within the Fund may not pay income or repay capital to the Fund when due.
- **Derivative risk** - the Fund may use derivatives to generate returns and/or to reduce costs and the overall risk of the Fund. Using derivatives can involve a higher level of risk. A small movement in the price of an underlying investment may result in a disproportionately large movement in the price of the derivative investment.
- **Counterparty Risk** - the risk of losses due to the default of a counterparty e.g. on a derivatives contract or a custodian that is safeguarding the Fund's assets.
- For a more detailed explanation of risks, please refer to the "Risk Factors" section of the prospectus.

## Charges

### One-off charges taken before or after you invest

|              |      |
|--------------|------|
| Entry charge | None |
| Exit charge  | None |

This is the maximum that might be taken out of your money before it is invested and before the proceeds of your investment are paid out.

### Charges taken from the Fund over a year

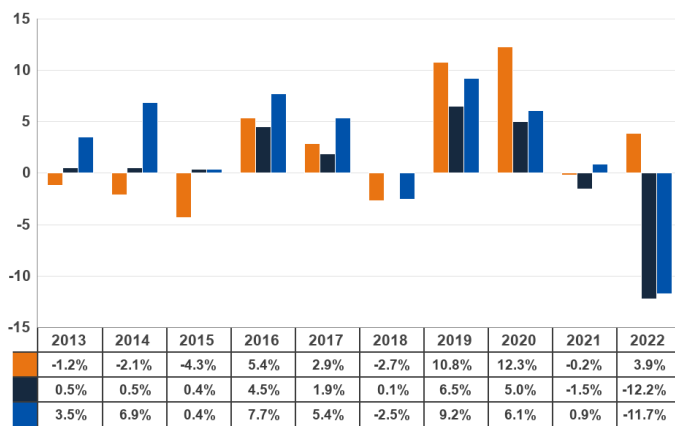
|                 |       |
|-----------------|-------|
| Ongoing charges | 0.67% |
|-----------------|-------|

### Charges taken from the Fund under specific conditions

|                 |      |
|-----------------|------|
| Performance fee | None |
|-----------------|------|

- These charges are used to pay the costs of running the Fund, including the costs of marketing and distribution. Overall, they reduce the growth of your investment.
- The charges shown are the maximum figures. In some cases you might pay less. You can find out your actual charges from your financial adviser or distributor.
- The ongoing charges figure is based on the fixed annual charge as detailed in the prospectus. Where the Fund invests in other underlying funds, which may include closed-ended funds such as investment trusts, the ongoing charges figure will include the ongoing charges for those funds, and will therefore vary from year to year. The ongoing charges figure excludes portfolio transaction costs, except in the case of an entry/ exit charge paid by the Fund when buying or selling shares in another collective investment undertaking.
- You can find out more details about the charges by looking at Schedule 1 of the prospectus.

## Past Performance



Source: Jupiter/Factset SPAR 2022

- I GBP Inc
- Prior to 30/04/2015: J.P. Morgan GBI Global (Traded) GBP Unhedged, 01/05/2015 to 31/07/2016: J.P. Morgan GBI Global (Traded) GBP Hedged, 01/08/2016 to 30/07/2023 Bloomberg Barclays Global Aggregate (GBP Hedged), 31/07/2023 to present: Sterling Overnight Interbank Average Rate GBP
- IA Sterling Strategic Bond

- Past performance is not a guide to future performance.
- The Fund launched on 26 November 1991. This class started to issue shares on 02 October 2009.
- The value of the class is calculated in British Pounds. The Index is in British Pounds.
- The past performance shown does not take into account any entry or exit charges but does take into account the ongoing charge, as shown in the Charges section.

## Practical Information

- The Depositary of the Fund is Northern Trust Investor Services Limited (NTISL). NTISL has delegated custody services to The Northern Trust Company, London Branch.
- Merian Global Strategic Bond Fund is a sub-fund of Jupiter Investment Management Series II (the "Company"). The assets and liabilities of each sub-fund are segregated from other sub-funds although it is not yet known whether a foreign court would give effect to segregated liability under a foreign law contract and so this is not certain in every circumstance.
- Further information about the Company, copies of its prospectus, annual and half-yearly reports may be obtained, for the entire Company, free of charge in English from Jupiter Unit Trust Managers Limited, PO Box 10666, Chelmsford CM99 2BG or visit [www.jupiteram.com](http://www.jupiteram.com).
- Details of Jupiter Unit Trust Managers Limited's remuneration policy which includes a description of how remuneration and benefits are calculated, the identities of the persons responsible for awarding remuneration and benefits and details of the remuneration committee, are available at [www.jupiteram.com](http://www.jupiteram.com). A paper copy will be made available free of charge upon request to Jupiter Unit Trust Managers Limited.
- The latest share prices are available from the registrar during normal business hours and will be published daily at [www.jupiteram.com](http://www.jupiteram.com).
- You may switch your shares to the shares of another sub-fund of the Company free of charge. For further details see the "Switching" section of the prospectus.
- This Fund is subject to tax laws and regulations of the United Kingdom. Depending on your home country of residence, this might have an impact on your personal tax position. For further details, please speak to your financial adviser.
- Jupiter Unit Trust Managers Limited may be held liable solely on the basis of any statement contained in this document that is misleading, inaccurate or inconsistent with the relevant parts of the prospectus for the Company.

# Key Investor Information

This document provides you with key investor information about this fund. It is not marketing material. The information is required by law to help you understand the nature and the risks of investing in this fund. You are advised to read it so you can make an informed decision about whether to invest.

## Legal & General Global Technology Index Trust Unit Class I GBP Accumulation - ISIN: GB00B0CNH163

The authorised fund manager of the Fund is Legal & General (Unit Trust Managers) Limited (the "Manager").

### OBJECTIVES AND INVESTMENT POLICY

- The objective of the Fund is to track the performance of the FTSE World -Technology Index, the "**Benchmark Index**" on a net total return basis before fees and expenses are applied. Fund performance may differ from the Benchmark Index due to the deduction of fees and expenses and the impact of any tracking error factors.
  - The Benchmark Index is comprised of shares in companies from the developed and advanced emerging markets that are engaged in information technology and are included in the Benchmark Index.
  - The Fund seeks to replicate the Benchmark Index and its investments will closely match those that make up the Benchmark Index.
  - The Fund will have at least 90% exposure (directly or through depository receipts (a certificate issued by a bank representing shares in a foreign company such as American depository receipts and global depository receipts)) to assets that are included in the Benchmark Index.
  - The Fund may also invest in money market instruments (such as treasury bills), depository receipts, cash, deposits, shares in companies which are reasonably expected to become part of the Benchmark Index in the near future or are an alternative to a constituent of the Benchmark Index and collective investment schemes, including those managed or operated by the Manager or an associate of the Manager.
  - The Fund may use derivatives (contracts which have a value linked to the price of another asset) to:
    - reduce risk or cost; or
    - generate additional capital or income with no, or an acceptably low, level of risk.
- Other information:**
- The Fund is passively managed as it tracks the Benchmark Index.
  - Your units will be accumulation units. Income from the Fund's investments (dividends) will be reinvested back into the value of your units.
  - You can buy or sell units in this Fund on any business day. You need to contact us with your instruction before 3pm. This is the time we calculate unit prices for this Fund. If you contact us after 3pm, the units will be bought or sold at the next business day's price.
  - The Fund's base currency is denominated in GBP.
  - This Fund may be suitable for investors looking to track the shares in companies from developed and advanced emerging markets that are engaged in information Technology as represented by the Benchmark Index.
  - Although investors can take their money out at any time, this Fund may not be appropriate for those who plan to withdraw their money within five years.
  - This Fund is not designed for investors who cannot afford more than a minimal loss of their investment.
  - If you do not understand this document we recommend you seek additional information to help you decide if this Fund is right for you.

### RISK AND REWARD PROFILE



|   |   |   |   |   |   |   |
|---|---|---|---|---|---|---|
| 1 | 2 | 3 | 4 | 5 | 6 | 7 |
|---|---|---|---|---|---|---|

- The Risk and Reward Indicator table demonstrates where the Fund ranks in terms of its potential risk and reward. The higher the rank the greater the potential reward but the greater the risk of losing money. It is not guaranteed to remain the same and may change over time. It is based on historical data and may not be a reliable indication of the future risk profile of the Fund. The shaded area in the table above shows the Fund's ranking on the Risk and Reward Indicator.
- The Fund is in category 6 because it invests in company shares which are sensitive to variations in the stock market. The value of company shares can change substantially over short periods of time. Company shares are generally considered to be higher risk investments than bonds or cash.
- Even a fund in the lowest category is not a risk free investment.
- The value of your investment may fall as well as rise and is not guaranteed. You might get back less than you invest.

Further information on the risks of investing in this fund is contained in the

- Prospectus available at [www.legalandgeneral.com/reports](http://www.legalandgeneral.com/reports).
- The risk and reward indicator may not take account of the following risks of investing in the Fund:
- The return from this Fund is dependent on relatively few individual investments. This means that a fall in the value of an individual investment can have a major impact on the overall performance of the Fund.
  - Most of the Fund holds investments from a particular market sector, that of information technology. Funds like this can be more volatile than funds that invest across many market sectors. This is because the value of the Fund can go up and down more often and by larger amounts than funds that are spread more widely, especially in the short-term.
  - The Fund may have underlying investments that are valued in currencies that are different from GBP. Exchange rate fluctuations will impact the value of your investment. Currency hedging techniques may be applied to reduce this impact but may not entirely eliminate it.
  - Derivatives are highly sensitive to changes in the value of the asset on which they are based and can increase the size of losses and gains.
  - The Fund could lose money if any institutions providing services such as acting as counterparty to derivatives or other instruments, becomes unwilling or unable to meet its obligations to the Fund.



## CHARGES

The charges you pay are used to pay the costs of running the Fund, including the costs of marketing and distributing it. These charges reduce the potential return from your investment.

### One-off charges taken before or after you invest

|              |       |
|--------------|-------|
| Entry charge | 0.00% |
| Exit charge  | 0.00% |

This is the maximum that might be taken out of your money before it is invested.

The price for buying and selling units is subject to a Dilution Adjustment See opposite.

### Charges taken from the fund over each year

|                |       |
|----------------|-------|
| Ongoing charge | 0.32% |
|----------------|-------|

### Charges taken from the fund under certain specific conditions

|                 |      |
|-----------------|------|
| Performance fee | None |
|-----------------|------|

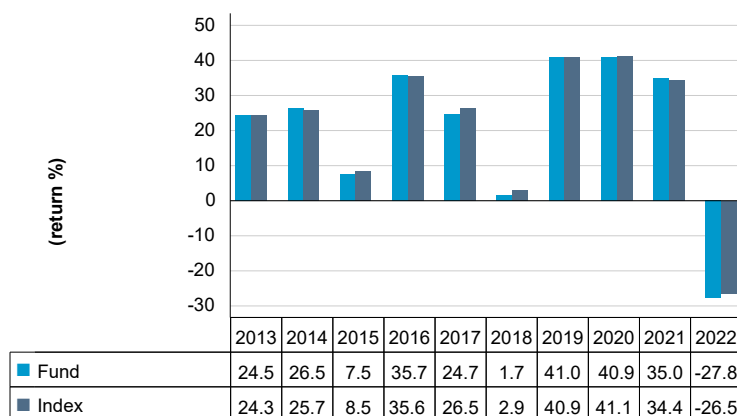
- There are no entry or exit charges.
- The ongoing charges figure is based on the latest available expenses at January 2023. This figure may vary from year to year.
- This Fund's ongoing charges include any charges made by any other funds it may invest in. They exclude portfolio transaction costs.
- The ongoing charges are taken from the Income of the Fund.

### Other costs:

- **Dilution adjustment:** On any day, the prices for buying or selling units in this Fund are the same. The Fund manager calculates a single price for this Fund based on the mid-point between the buying and selling prices of the Fund's assets. In certain circumstances, the Fund manager can adjust this price to account for whether there is more money going into or coming out of the Fund. This is called a 'dilution adjustment'.
- This can vary but as an example for this Fund we estimate 0.06% for purchases and 0.09% for sales at 02 February 2023. The amount of the dilution adjustment may differ in future.

For more information about charges and costs, please see the charges and expenses section in the Fund's Prospectus, or visit our website at [www.legalandgeneral.com/chargesandfees](http://www.legalandgeneral.com/chargesandfees).

## PAST PERFORMANCE



- Past performance is not a guide to future performance.
- The figures for the Fund take into account the ongoing charges and assume income (after any tax) is reinvested.
- The performance has been calculated in GBP.
- The Fund may not replicate the performance of the Benchmark Index perfectly due to tracking errors such as expenses, tax and transaction costs incurred by the Fund, which are not included in the Index.
- The annual return is for a 12 month period ending 31 December.
- The Fund launched in 2000.
- This unit class launched in 2005.

## PRACTICAL INFORMATION

- The trustee and depositary is Northern Trust Investor Services Limited.
- You can obtain further information about the Fund including copies of its prospectus and the latest annual and semi-annual reports at [www.legalandgeneral.com/reports](http://www.legalandgeneral.com/reports). Paper copies of these documents are also available free of charge in English from Legal & General Investments, PO Box 6080, Wolverhampton WV1 9RB.
- Investors can get other practical information, including the latest prices, dilution adjustment and details of any other unit classes that are available, by calling us on **0370 050 0955** Monday to Friday between 9:00a.m. to 5:00p.m. Call charges will vary.
- This Fund is subject to the tax legislation of the United Kingdom, which may have an impact on each investor's personal tax position.
- Legal & General (Unit Trust Managers) Limited may be held liable solely on the basis of any statement contained in this document that is misleading, inaccurate or inconsistent with the relevant parts of the Prospectus for the Fund.
- Details of our Remuneration Policy including our Remuneration Committee and how remuneration and benefits are calculated can be accessed from [www.lgim.com/remuneration](http://www.lgim.com/remuneration). A paper copy is also available free of charge upon request.



This document provides you with key investor information about this Fund. It is not marketing material. The information is required by law to help you understand the nature and the risks of investing in this Fund. You are advised to read it so you can make an informed decision about whether to invest.

Liontrust Sustainable Future Managed Growth Fund is a sub-fund of the Liontrust Sustainable Future ICVC and categorised as a UCITS scheme. This document is based upon the 2 Acc class (ISIN: GB0030029622). This Fund is managed by Liontrust Fund Partners LLP, a subsidiary of Liontrust Asset Management PLC.

## Objective

- The Fund aims to deliver capital growth over the long term (5 years or more) through investment in sustainable securities.

## Policy

- The Fund is actively managed without reference to any benchmark meaning that the Investment Adviser has full discretion over the composition of the Fund's portfolio, subject to the stated investment objectives and policies.
- The Fund will invest globally. All investments will be expected to conform to our social and environmental criteria as set out on the Liontrust website (liontrust.co.uk).
- The investment objective of the Fund will be achieved through investment in securities that provide or produce sustainable products and services as well as having a progressive approach to the management of environmental, social and governance ("ESG") issues.
- Allocations to equities, fixed income, and cash will vary over time depending on market circumstances. Asset allocation limits will remain in line with the IA Flexible Investments Sector.
- Asset allocation ranges:
  - Equity – 60-100%
  - Fixed income – 0-20%
  - Cash – 0-20%
- The Fund may invest in collective investment schemes including other Liontrust Funds (up to 10% of Fund assets), other transferable securities, money market instruments, warrants, deposits.
- The Fund is permitted to use derivatives for the purposes of efficient portfolio management and for investment purposes.

## Recommendation

- This Fund may not be appropriate for investors who plan to withdraw their money within 5 years.

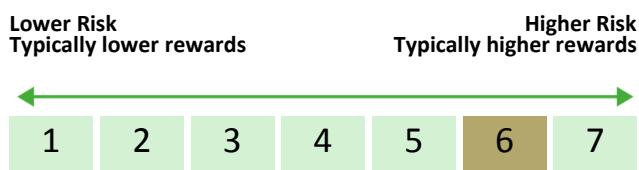
## How to buy

- You may buy or sell shares on a daily basis (but not weekends or Bank Holidays). Orders must be received by 11:59am for execution at 12:00 midday valuation point on the same day. Further details can be found at [www.liontrust.co.uk](http://www.liontrust.co.uk).

## Investment process

- The Fund can invest in equities, bonds and cash.
- For equities, the process starts with a thematic approach in identifying the key structural trends that will shape the global economy of the future. We currently invest in three transformative trends (Better Resource Efficiency, Improved Health and Greater Safety and Resilience) and 20 themes within these. The team then invests in well-run companies whose products and operations capitalise on these transformative changes.
- While themes are at the heart of idea generation, there are three further criteria all holdings have to satisfy:
  - Broader sustainability: While a company might have significant exposure to a theme, the team has to check how sustainable the rest of its activities are.
  - Business fundamentals: The team assesses a company's ability to generate high returns on equity.
  - Financial modelling and valuation: This information is used to construct financial models detailing the revenue, margin and earnings progression the company is likely to deliver over the next five years.
- For the fixed income process, macroeconomic analysis determines the managers' top-down view of the world and this helps shape portfolio construction and appetite for risk. After this, the managers aim to focus on high-quality issuers and believe this can reduce bond specific risk. Assessment of quality is a distinctive part of their process, combining traditional credit analysis with a detailed sustainability assessment based on their proprietary model.
- The managers seek the best-value bonds from high-quality issuers across the capital structure, along the maturity curve and issued in primary credit markets (UK, US and Europe).
- The Fund's asset allocation is based on long-term risk/return profiles of equities, bonds and cash. The managers then tactically adjust these exposures within predefined ranges to enhance overall investment returns. Tactical positioning is driven by analysis of leading economic indicators and then an assessment of asset class valuations relative to both their own history and to each other.

## Risk and reward profile



- This Synthetic Risk and Reward Indicator (SRRI) is based on historical data and may not be relied upon to gauge the future risk profile of the Fund.
- The SRRI shown is not guaranteed to remain the same and may shift over time.
- The lowest category (1) does not mean 'risk free'.
- The Fund's risk and reward category has been calculated using the methodology set by the European Commission. It is based upon the rate by which the Fund or a representative fund or index's value has moved up and down in the past.
- The Fund is categorised 6 primarily for its exposure to a diversified portfolio of Global equities and bonds.
- The SRRI may not fully take into account the following risks:
  - that a company may fail thus reducing its value within the Fund;
  - overseas investments may carry a higher currency risk. They are valued by reference to their local currency which may move up or down when compared to the currency of the Fund.
  - Bonds are affected by changes in interest rates and their value and the income they generate can rise or fall as a result;
  - the creditworthiness of a bond issuer may also affect that bond's value. Bonds that produce a higher level of income usually also carry greater risk as such bond issuers may have difficulty in paying their debts. The value of a bond would be significantly affected if the issuer either refused to pay or was unable to pay.
- The Fund may, under certain circumstances, invest in derivatives, but it is not intended that their use will materially affect volatility. Derivatives are used to protect against currencies, credit and interest rate moves or for investment purposes. There is a risk that losses could be made on derivative positions or that the counterparties could fail to complete on transactions. The use of derivatives may create leverage or gearing resulting in potentially greater volatility or fluctuations in the net asset value of the Fund. A relatively small movement in the value of a derivative's underlying investment may have a larger impact, positive or negative, on the value of a fund than if the underlying investment was held instead. The use of derivative contracts may help us to control Fund volatility in both up and down markets by hedging against the general market.
- The Fund may encounter liquidity constraints from time to time. The spread between the price you buy and sell shares will reflect the less liquid nature of the underlying holdings.
- The Fund may have both Hedged and Unhedged share classes available. The Hedged share classes use forward foreign exchange contracts to protect returns in the base currency of the Fund.
- Outside of normal conditions, the Fund may hold higher levels of cash which may be deposited with several credit counterparties (e.g. international banks). A credit risk arises should one or more of these counterparties be unable to return the deposited cash.
- Counterparty Risk: any derivative contract, including FX hedging, may be at risk if the counterparty fails.
- ESG Risk: there may be limitations to the availability, completeness or accuracy of ESG information from third-party providers, or inconsistencies in the consideration of ESG factors across different third party data providers, given the evolving nature of ESG.
- For full details of the Fund's risks, please see the prospectus which may be obtained from Liontrust (address overleaf) or online at [www.liontrust.co.uk](http://www.liontrust.co.uk).

# SUSTAINABLE FUTURE MANAGED GROWTH FUND

## Charges for this fund

- The charges you pay are used to pay the costs of running the Fund, including the costs of marketing and distributing it. These charges reduce the potential growth of your investment.

### One-off charges taken before or after you invest

|              |      |
|--------------|------|
| Entry charge | None |
| Exit charge  | None |

- This is the maximum that might be taken out of your money before it is invested.

### Charges taken from the Fund over the year

|                 |       |
|-----------------|-------|
| Ongoing charges | 0.86% |
|-----------------|-------|

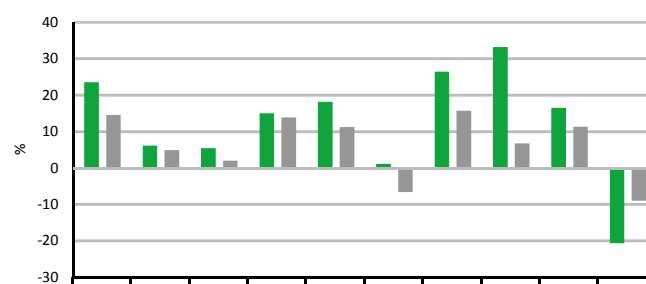
### Charges taken from the Fund under certain specific circumstances

|                 |      |
|-----------------|------|
| Performance fee | None |
|-----------------|------|

- The entry and exit charges** shown are maximum figures. In some cases you might pay less – you can find this out from your financial adviser or fund platform if you are not using a financial adviser.
- The ongoing charges** figure is based on expenses as at 31 December 2022. This figure may vary from year to year. It excludes:
  - portfolio transaction costs, except in the case of an entry/exit charge paid by the UCITS when buying or selling units/shares in another collective investment undertaking.
- For more information about charges and what is included in each charge, please see the Fund's prospectus, which is available electronically at [www.liontrust.co.uk](http://www.liontrust.co.uk) or visit the costs and charges page on our website at [www.liontrust.co.uk/costs-and-charges](http://www.liontrust.co.uk/costs-and-charges).

## Past performance

- Past performance is not a guide to future performance.** It has been calculated on the basis that any distributable income of the Fund has been reinvested. The past performance shown in the chart takes into account all charges except entry and exit charges.
- The Fund launch date is 19 February 2001.
- The 2 Acc share class launch date is 19 February 2001.
- The base currency of the Fund is pounds sterling.



|   | 2013 | 2014 | 2015 | 2016 | 2017 | 2018 | 2019 | 2020 | 2021 | 2022  |
|---|------|------|------|------|------|------|------|------|------|-------|
| ■ Liontrust Sustainable Future Managed Growth 2 Acc | 23.5 | 6.1  | 5.4  | 15.0 | 18.1 | 1.1  | 26.4 | 33.2 | 16.5 | -20.7 |
| ■ IA Flexible Investment                            | 14.5 | 4.9  | 2.0  | 13.8 | 11.2 | -6.7 | 15.7 | 6.7  | 11.3 | -9.0  |

## Practical information

|                                   |   |
|-----------------------------------|---|
| Authorisation                     | This Fund is authorised in the UK and regulated by the Financial Conduct Authority.   |
| Depository                        | Bank of New York Mellon (International) Ltd.  |
| Investment Adviser                | Liontrust Investment Partners LLP.  |
| Further information               | Copies of the prospectus and the latest annual and half-yearly reports, which are the primary source of additional information, are available, without charge, from Liontrust Fund Partners LLP, 2 Savoy Court, London, WC2R 0EZ. They are also available electronically at <a href="http://www.liontrust.co.uk">www.liontrust.co.uk</a> .  |
| Taxation                          | UK tax legislation may have an impact upon your own personal tax position.  |
| Fund prices and other information | The Fund's last published price is available from Liontrust Fund Partners LLP at <a href="http://www.liontrust.co.uk">www.liontrust.co.uk</a> or by writing to us at 2 Savoy Court, London, WC2R 0EZ or by telephoning 0344 892 0349 during business hours (9.00am – 5.00pm).   |
| Remuneration                      | Information on the current remuneration policy of the Fund, including a description of how remuneration and benefits are calculated and the identity of persons responsible for awarding the remuneration and benefits, is available at <a href="http://www.liontrust.co.uk">www.liontrust.co.uk</a> . A paper copy of this information is available free of charge upon request from Liontrust Fund Partners LLP at 2 Savoy Court, London, WC2R 0EZ. |

# Key Investor Information

This document provides you with key investor information about this Fund. It is not marketing material. The information is required by law to help you understand the nature and the risks of investing in this Fund. You are advised to read it so you can make an informed decision about whether to invest.

## M&G Global Floating Rate High Yield Fund

a sub-fund of M&G Investment Funds (7)

Sterling Class I-H – Accumulation shares ISIN no. GB00BMP3SC51

Managed by M&G Securities Limited

### Objective and investment policy

The fund aims to provide a combination of capital growth and income, net of the Ongoing Charge Figure, that is higher than the ICE BofAML Global Floating Rate High Yield Index (3% constrained) USD Hedged over any five-year period.

**Core investment:** At least 70% of the fund is typically invested in high yield floating rate notes (FRNs) issued by governments and companies from anywhere in the world, including emerging markets. The FRNs are held directly and indirectly via derivatives combined with government or corporate bonds. These securities can be denominated in any currency.

**Other investments:** The fund may invest in other assets, including bonds issued by governments, corporate bonds (investment grade, below investment grade and unrated), asset backed securities, other funds (including funds managed by M&G) and cash or assets that can be turned into cash quickly.

**Derivatives usage:** For investment purposes and to reduce risk and cost.

**Strategy in brief:** The fund is designed to provide income while minimising the negative impact of rising interest rates by investing mainly in FRNs. The fund focuses on FRNs issued by companies with a low credit rating, which typically pay higher levels of interest to compensate investors for the greater risk of default. Part of the fund may be invested in other fixed income assets, such as government bonds. Spreading investments across issuers, industries and countries is an essential element of the fund's strategy and the manager is assisted in his selection of individual bonds by an in-house team of analysts.

**Benchmark:** ICE BofAML Global Floating Rate High Yield Index (3% constrained) USD Hedged

The benchmark is a target which the fund seeks to outperform. The index has been chosen as the benchmark as it best reflects the scope of the fund's investment policy. The benchmark is used solely to measure the fund's performance and does not constrain the fund's portfolio construction.

The fund is actively managed. The fund manager has complete freedom in choosing which assets to buy, hold and sell in the fund. The fund's holdings may deviate significantly from the benchmark's constituents.

For unhedged share classes, the benchmark is shown in the share class currency. For currency hedged share classes, the benchmark is hedged to the share class currency.

**The following information can be found on the M&G website:**

- a [glossary](#) providing an explanation of some terms used in this document
- the Prospectus including the fund's objective and investment policy.

#### Other information


You can buy and sell shares in the fund on any business day. Instructions received before 12 noon will be dealt at that day's price.

Any income from the fund will be rolled up into the value of your investment.

In addition to the charges set out in the charges section, the fund will incur portfolio transaction costs which are paid from the assets of the fund. These can be higher when investing outside Europe.

Recommendation: This fund may not be appropriate for investors who plan to withdraw their money within 5 years.

### Risk and reward profile



■ The above risk and reward indicator is based on historical data and may not be a reliable indication of the future risk profile of this share class. This Share Class is categorised in risk class 4 because its Net Asset Value has shown medium rises and falls in value historically.

■ The risk number shown is not guaranteed and may change over time.

■ The lowest risk number does not mean risk free.

**The main risks that could affect performance are set out below:**

■ The value and income from the fund's assets will go down as well as up. This will cause the value of your investment to fall as well as rise. There is no guarantee that the fund will achieve its objective and you may get back less than you originally invested.

■ Investments in bonds are affected by interest rates, inflation and credit ratings. It is possible that bond issuers will not pay interest or return the capital. All of these events can reduce the value of bonds held by the fund.

■ High yield bonds usually carry greater risk that the bond issuers may not be able to pay interest or return the capital.

■ The fund may use derivatives to profit from an expected rise or fall in the value of an asset. Should the asset's value vary in an unexpected way, the fund will incur a loss. The fund's use of derivatives may be extensive and exceed the value of its assets (leverage). This has the effect of magnifying the size of losses and gains, resulting in greater fluctuations in the value of the fund.

■ Investing in emerging markets involves a greater risk of loss due to greater political, tax, economic, foreign exchange, liquidity and regulatory risks, among other factors. There may be difficulties in buying, selling, safekeeping or valuing investments in such countries.

■ The fund is exposed to different currencies. Derivatives are used to minimise, but may not always eliminate, the impact of movements in currency exchange rates.

■ The hedging process seeks to minimise, but cannot eliminate, the effect of movements in exchange rates on the performance of the hedged share class. Hedging also limits the ability to gain from favourable movements in exchange rates.

■ In exceptional circumstances where assets cannot be fairly valued, or have to be sold at a large discount to raise cash, we may temporarily suspend the fund in the best interest of all investors.

■ The fund could lose money if a counterparty with which it does business becomes unwilling or unable to repay money owed to the fund.

■ Operational risks arising from errors in transactions, valuation, accounting, and financial reporting, among other things, may also affect the value of your investments.

Further details of the risks that apply to the fund can be found in the fund's Prospectus at [www.mandg.co.uk/literature](http://www.mandg.co.uk/literature)

## Charges

The charges shown in the table are used to pay the costs of running the fund, including the costs of marketing and distributing it. These charges reduce the potential growth of your investment.

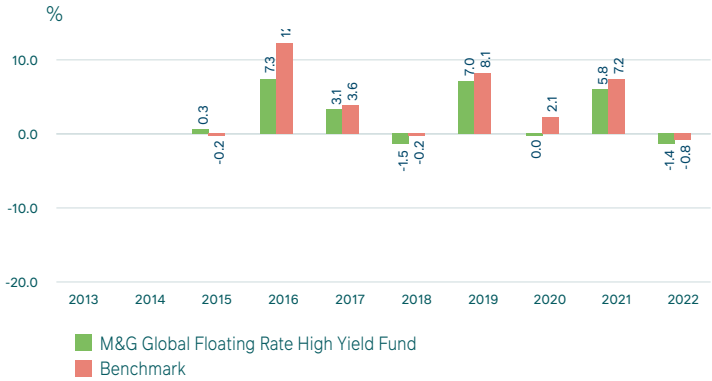
| One-off charges taken before or after you invest  |       |
|---|-------|
| Entry charge  | 0.00% |
| Exit charge   | 0.00% |
| This is the maximum that might be taken out of your money before it is invested or before the proceeds of your investment are paid out. |       |
| Charges taken from the fund over a year   |       |
| Ongoing charge  | 0.63% |
| Charges taken from the fund under certain specific conditions   |       |
| Performance fee   | None  |

The entry and exit charges shown are the maximum figures and, in some cases, you may pay less. You can find out the exact charges which apply to your investment by contacting your financial adviser or distributor or, if you have invested directly with us, you can contact us using the details given in the practical information section.

The ongoing charge is based on expenses for the period/year ending 31 July 2022. This figure may change from year to year. It excludes portfolio transaction costs. This figure includes extraordinary expenses and underlying charges for closed-ended-funds, such as investment trusts and Real Estate investment trusts.

For more information on charges, please see the relevant sections of the Prospectus at [www.mandg.co.uk/literature](http://www.mandg.co.uk/literature)

## Past performance



- Past performance is not a guide to future performance.
- Performance calculation excludes UK taxes from 01 February 2017. It does not take into account the entry and exit charges but does take into account the ongoing charge, as shown in the charges section.
- The fund launched on 11 September 2014 and the Sterling Class I-H Accumulation share class launched on 11 September 2014.
- Performance is calculated using Sterling Class I-H Accumulation shares.
- Benchmark performance has been calculated in GBP.

### Benchmark:

01 January 2015 to 31 March 2016 - ICE BofAML Global Floating Rate High Yield Index  
01 April 2016 to 31 December 2022 - ICE BofAML Global Floating Rate High Yield Index (3% constrained) GBP Hedged

## Practical information

The depositary is NatWest Trustee and Depositary Services Limited.

For more information about this fund, please visit [www.mandg.co.uk/literature](http://www.mandg.co.uk/literature) where you will find a copy of the Prospectus, Instrument of Incorporation and the latest annual or interim Investment Report and Financial Statements. These documents are in English and are available free of charge. Our website also provides other information such as share prices.

UK tax laws apply to the fund, and this may affect your personal tax position. Please speak to an adviser for more information.

M&G Securities Limited may be held liable solely on the basis of any statement contained in this document that is misleading, inaccurate or inconsistent with the relevant parts of the Prospectus for the fund.

The fund is a sub-fund of M&G Investment Funds (7), an umbrella Open Ended Investment Company (OEIC). The Prospectus, and annual or interim Investment Report and Financial Statements contain information about all of the sub-funds in M&G Investment Funds (7).

The assets of each sub-fund within the umbrella OEIC are segregated by law. This means that the assets belong exclusively to that sub-fund and shall not be used or made available to pay the debts of any other sub-fund or the umbrella OEIC.

You may switch between other sub-funds of M&G Investment Funds (7). An entry charge may apply. Details on switching are provided in the Important Information for Investors document and the fund's Prospectus, or by calling M&G Customer Relations on 0800 390 390.

Other share classes may exist for the fund as set out in the relevant Prospectus.

For up-to-date details of the staff remuneration policy that applies to M&G Securities Limited, including a description of how remuneration and benefits are calculated, the make-up of the remuneration committee, and the identities of persons responsible for awarding the remuneration and benefits, please visit [www.mandg.co.uk/remuneration](http://www.mandg.co.uk/remuneration). We will provide a paper copy of this information, free of charge, if you require one.

This Fund is authorised in the UK and regulated by the Financial Conduct Authority. M&G Securities Limited is authorised in the UK and regulated by the Financial Conduct Authority.

This key investor information is accurate as at 16 February 2023.

# Key Investor Information

This document provides you with key investor information about this Fund. It is not marketing material. The information is required by law to help you understand the nature and the risks of investing in this Fund. You are advised to read it so you can make an informed decision about whether to invest.



## Asia Small Companies Fund (the "Fund")

a sub-fund of Matthews Asia Funds (the "Company")

I Accumulation GBP (the "Class") ISIN LU0871674379

Management Company: Carne Global Fund Managers (Luxembourg) S.A. (the "Management Company")

## Objective and Investment Policy


- Objective:**
- The Fund seeks to achieve long-term capital appreciation.
- Investment policy:**
- The Fund seeks to achieve its investment objective by investing, directly or indirectly, primarily (i.e., at least 65% of its net assets) in equities of small companies located in or with substantial ties to the Asia ex Japan region. On an ancillary basis, the Fund may invest in other permitted assets on a worldwide basis. For the purpose of this policy, the Asia ex Japan region consists of all countries and markets in Asia excluding Japan, but including all other developed, emerging, and frontier countries and markets in Asia.

The Fund may invest (whether directly or indirectly) in China A Shares, either directly via a Qualified Foreign Investor ("QFI") license awarded to the Company, or via the Shanghai-Hong Kong Stock Connect and/or Shenzhen-Hong Kong Stock Connect programs, or indirectly via investment in access products. The Fund may directly or indirectly invest less than 70% of its net assets in aggregate in China A and B Shares.

The Fund's reference benchmark is the MSCI All Country Asia ex Japan Small Cap Index (GBP) and is indicated for performance comparison only. The Fund is actively managed and does not aim to replicate or track the benchmark. Consequently, the Investment Manager, Matthews International Capital Management, LLC, may freely select the securities in which it invests, and the Fund's portfolio composition and performance may deviate materially from the benchmark.

The Fund may also hold cash equivalents to achieve its investment objective, for treasury purposes and in case of unfavorable market conditions.
- Dividend policy:**
- Income generated by any of the investments is planned to be fully reinvested (that is, the Fund does not plan to make any dividend or interest payments).
- Holding period:**
- The Fund has no minimum holding period, however, the Fund has a long-term investment horizon (typically 5 years or longer). This Fund may not be appropriate for investors who plan to withdraw their money within 5 years.
- Share transactions:**
- An investor can buy and sell shares of the Fund on any Business Day in Luxembourg.
- Investment manager:**
- Matthews International Capital Management, LLC

## Risk and Reward Profile



**Interpretation of the Risk and Reward Indicator:** The Risk and Reward Indicator takes into account historical data which is not a reliable indicator of the future. The risk category was calculated using related historical performance data and it may not be a reliable indicator of the Fund's future risk profile. The risk category of the Fund is neither a target nor guaranteed to remain stable over time. A risk category of 1 does not mean a risk free investment.

**Why is this Fund in this category?** The Fund is in risk category 6 because it invests primarily in Asian equity securities. Many Asian markets are considered to be emerging markets and may experience sharp changes in valuation ("volatility"). Sharp changes in valuation are expected to result in sharp changes in the Fund's net asset value.

**Are there other particular risks you should consider?** The Risk and Reward Indicator does not provide an overall risk profile of the Fund, nor does it fully capture all the risks of investing in the Fund. Risks that you should consider include: market risk, interest rate risk, foreign exchange risk, settlement risk, valuation risk, credit risk, counterparty risk, liquidity risk, compliance risk, custody risk, operational risk, political risk, legal risk, regional and country risk, risk of investing in China A Shares, and risks associated with smaller companies. Investments in less developed financial markets may expose the Fund to increased operational, legal and political risk. For more details about risk, please refer to the Fund's Prospectus under "Risk Considerations," which is available at [global.matthewsasiasia.com/prospectus](http://global.matthewsasiasia.com/prospectus).



## Charges

### ONE-OFF CHARGES TAKEN BEFORE OR AFTER YOU INVEST

|              |                |
|--------------|----------------|
| Entry Charge | Up to 5.00%    |
| Exit Charge  | Not applicable |

This is the maximum that might be taken out of your money before it is invested/before the proceeds of your investment are paid out.

### CHARGES TAKEN FROM THE FUND OVER A YEAR

|                 |       |
|-----------------|-------|
| Ongoing Charges | 1.15% |
|-----------------|-------|

### CHARGES TAKEN FROM THE FUND UNDER CERTAIN SPECIFIC CONDITIONS

|                 |                |
|-----------------|----------------|
| Performance Fee | Not applicable |
|-----------------|----------------|

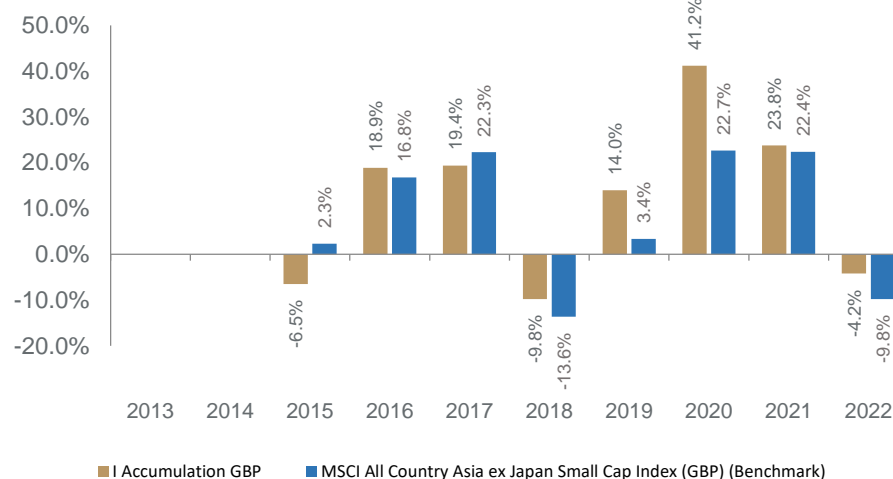
The charges you pay are used to cover the costs of running the Fund, including the costs of marketing and distributing it. These charges reduce the potential growth of your investment.

**Entry/Exit Charges:** The Fund may levy an Entry Charge of up to 5% on the value of your investment before it is invested in the Fund. In some cases you may pay an Entry Charge of less than 5%. Exit Charges are amounts taken out of the proceeds of your investment before they are paid out or invested in another sub-fund. All of these Charges reduce the size of your investment and your return. Actual amounts can be obtained from your financial advisor or distributor.

**Ongoing Charges:** The amount shown is based on the expenses for the Fund's financial year ended 31 March 2022. Ongoing Charges may vary from year to year. Ongoing Charges exclude portfolio transaction costs (including taxes and brokerage commissions) and any borrowing costs, which are payable from the assets of the Fund and may impact returns on your investment.

For more information about Charges please see the Fund's Prospectus under "Fees and Expenses," which is available at [global.matthewsasiasia.com/prospectus](http://global.matthewsasiasia.com/prospectus).

## Past Performance



**Calculation:** The bar chart shows the Fund's yearly returns against the MSCI All Country Asia ex Japan Small Cap Index (GBP). The returns of the Fund are provided for all the years for which performance data is available for the complete calendar year since its launch on 30 April 2014. The Fund's return figures have been calculated in GBP, net of the ongoing charges (but do not consider any potential Entry or Exit Charges), and with distributable income reinvested.

**Interpretation of past performance:** Please note that past performance is not an indicator for future performance.

## Practical Information

|                                  |  |
|----------------------------------|--|
| <b>Depository:</b>               | Brown Brothers Harriman (Luxembourg) S.C.A.  |
| <b>Further information:</b>      | You can find more information about the Company, all available sub-funds and share classes at <a href="http://global.matthewsasiasia.com">global.matthewsasiasia.com</a> . You can obtain, free of charge, a copy of the Fund's Prospectus, latest annual report and any semi-annual report, in English, from the Fund's administrator, Brown Brothers Harriman (Luxembourg) S.C.A. or at <a href="http://global.matthewsasiasia.com">global.matthewsasiasia.com</a> . |
| <b>Publication of NAV:</b>       | The net asset value per share of the Fund is calculated daily and is available at the Company's registered office and <a href="http://global.matthewsasiasia.com">global.matthewsasiasia.com</a> .   |
| <b>Tax legislation:</b>          | The Company is subject to Luxembourg rules and regulations and this may have an impact on the investor's personal tax position.  |
| <b>Umbrella information:</b>     | This Key Investor Information describes a sub-fund of the Company. The Prospectus and periodic reports for the Company are prepared for the Company as a whole. The assets and liabilities of each sub-fund of the Company are segregated by law.  |
| <b>Switch between sub-funds:</b> | Investors have the right to exchange their investment in shares of one sub-fund for shares of another sub-fund or another share class of the same sub-fund. You can find an explanation of how to exercise the above right in the Prospectus under "Conversion of Shares."   |
| <b>Liability statement:</b>      | The Asia Small Companies Fund may be held liable solely on the basis of any statement contained in this document that is misleading, inaccurate or inconsistent with the relevant parts of the Fund's Prospectus.  |
| <b>Remuneration policy:</b>      | Details of the up-to-date Management Company's remuneration policy, including but not limited to, a description of how remuneration and benefits are calculated, the identity of the persons responsible for awarding the remuneration and benefits, the composition of the remuneration committee are available on <a href="http://www.carnegroup.com/en/downloads">www.carnegroup.com/en/downloads</a> and a paper copy is available free of charge upon request.    |

This Fund is authorized in Grand Duchy of Luxembourg and supervised by the Commission de Surveillance du Secteur Financier (CSSF). Carne Global Fund Managers (Luxembourg) S.A. is authorized in the Grand Duchy of Luxembourg and regulated by the Commission de Surveillance du Secteur financier. This Key Investor Information is accurate as at 17 February 2023.



This document provides you with key investor information about this fund. It is not marketing material. The information is required by law to help you understand the nature and the risks of investing in this fund. You are advised to read it so you can make an informed decision about whether to invest.

## Royal London Global Bond Opportunities Fund (Income - Class Z Shares)

A sub-fund of Royal London Asset Management Funds plc ISIN: IE00BYTYX230  
FundRock Management Company S.A. as its Management Company

### Objectives and investment policy

**Objective** The investment objective of the Fund is to achieve a high level of income with the opportunity for capital growth.

**Policy** The Fund will invest predominantly in non-Sterling and Sterling denominated fixed income securities issued globally, including up to 10% in emerging markets. The Fund will invest in fixed or floating rate debt securities (rated or non-rated), including investment grade, sub-investment grade, high yield and preference shares.

The Fund may also invest up to 10% in equities when consistent with its investment objective.

The Fund will invest in derivatives for efficient portfolio management and investment management purposes.

The Fund can invest up to 100% in investment grade bonds or up to 100% in low quality bonds. The Fund will aim to invest a minimum of 50% in non-Sterling denominated bonds.

The Fund is actively managed and is not managed in reference to any benchmark index.

**More information on the sustainability factors for this fund can be found in the prospectus on our website at [www.rlam.co.uk](http://www.rlam.co.uk)**

**Recommendation** The Fund may not be appropriate for investors who plan to withdraw their money within 3 years.

### Concepts to understand

**Bonds** Securities that represent an obligation to repay a debt, with interest. Investment grade bonds are high quality bonds that are viewed as being highly likely to make all scheduled payments of interest and principal. Low quality bonds carry higher risk but also typically pay higher rates of interest.

**Derivative** A financial instrument whose price is dependent upon or derived from one or more underlying asset.

**Efficient Portfolio Management** An investment technique that allows the use of derivatives for at least one of the following purposes: to increase the value of the Fund; to protect the value of the Fund or to reduce the risks of certain investments.

**Derivatives** are typically used to hedge the relevant share classes.

*You can buy and sell your shares on each working day in London, except public holidays, at 5.00pm (Irish time) if you tell us before 5.00pm (Irish time) that you want to do so. Instructions received after 5.00pm (Irish time) will be processed at 5.00pm (Irish time) on the following working day.*

The Fund issues both income shares (shares in which any income is paid out to you) and accumulation shares (shares in which any income is reinvested in the Fund). Other share classes may be available as described in the Prospectus. If this is an income share class, any income will be paid out to you. If this is an accumulation share class, any income will be reinvested in the Fund.

### Risk and reward profile



Lower risk

Higher risk

Typically lower rewards

Typically higher rewards

The fund is shown in risk category 4 because its share price has shown a medium level of volatility historically. The indicator has been calculated using historical data and may not be a reliable indication of the future risk profile of the Fund. As an investment, bonds are typically more volatile than money market instruments but less volatile than shares. Bonds issued by corporations are typically more volatile than bonds issued by governments.

The risk and reward indicator is not a measure of the expected rise or fall in capital but shows how sharply the Fund's share price has gone up and down historically.

A fund whose share price has experienced sharp or large increases or decreases will sit in a higher risk category, whereas a fund whose share price has experienced small or gradual increases or decreases will sit in a lower risk category.

The indicator is calculated using a standard methodology that is used by all companies offering such funds in Europe.

The risk/reward indicator is an estimate and not a guarantee. Going forward, the Fund's actual volatility could be higher or lower, and its rated risk/reward profile could change. The lowest risk category does not mean the investment is risk free.

The risk indicator does not adequately capture the following risks, which are materially relevant to the Fund:

**Investment Risk** The value of investments and any income from them may go down as well as up and is not guaranteed. Investors may not get back the amount invested.

**Credit Risk** Should the issuer of a fixed income security become unable to make income or capital payments, or their rating is downgraded, the value of that investment will fall. Fixed income securities that have a lower credit rating can pay a higher level of income and have an increased risk of default.

**Derivative Risk** Derivatives are highly sensitive to changes in the value of the underlying asset which can increase both Fund losses and gains. The impact to the Fund can be greater where they are used in an extensive or complex manner, where the Fund could lose significantly more than the amount invested in derivatives.

**EPM Techniques** The Fund may engage in EPM techniques including holdings of derivative instruments. Whilst intended to reduce risk, the use of these instruments may expose the Fund to increased price volatility.

**Exchange Rate Risk** Investing in assets denominated in a currency other than the base currency of the Fund means the value of the investment can be affected by changes in exchange rates.

**Interest Rate Risk** Fixed interest securities are particularly affected by trends in interest rates and inflation. If interest rates go up, the value of capital may fall, and vice versa. Inflation will also decrease the real value of capital.

**Liquidity Risk** In difficult market conditions the value of certain fund investments may be difficult to value and harder to sell, or sell at a fair price, resulting in unpredictable falls in the value of your holding.

**Emerging Markets Risk** Investing in Emerging Markets may provide the potential for greater rewards but carries greater risk due to the possibility of high volatility, low liquidity, currency fluctuations, the adverse effect of social, political and economic instability, weak supervisory structures and accounting standards.

**Counterparty Risk** The insolvency of any institutions providing services such as safekeeping of assets or acting as counterparty to derivatives or other instruments, may expose the Fund to financial loss.

Charges

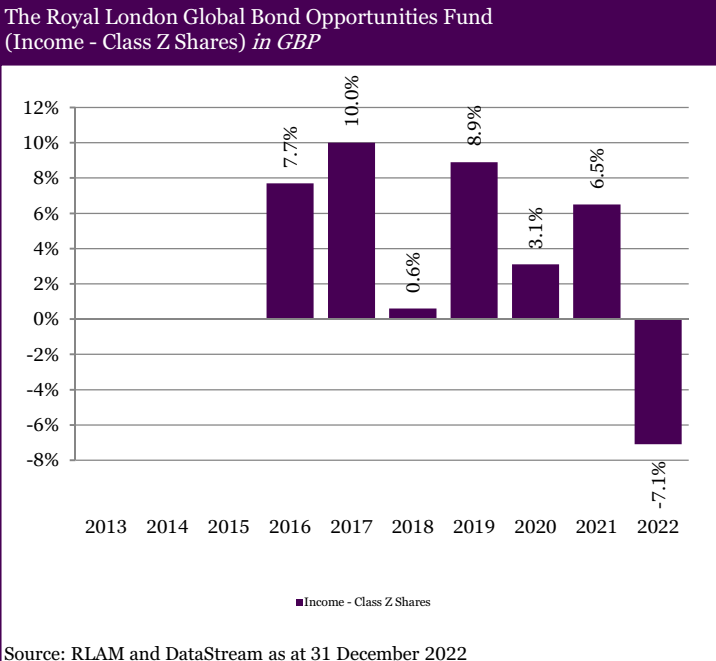
The charges you pay are used to pay the costs of running the Fund, including the costs of marketing and distributing the Fund. These charges reduce the potential growth of the investment.

| One-off charges taken before or after you invest:      |       |
|--|-------|
| Entry charge   | None  |
| Exit charge  | None  |
| Charges taken from the fund over a year:               |       |
| Ongoing charge   | 0.52% |
| Charges taken from the fund under specific conditions: |       |
| Performance fee  | None  |

The entry and exit charge is the maximum that might be taken out of your money before it is invested or before the proceeds of your investment are paid out. Ongoing charge is based on the Fund Management Fee (FMF), which is the periodic fee paid to cover the expenses of the Fund. This figure does not include portfolio transaction costs.

Past performance

The graph shows fund performance over the past 5 years where available. The figure for a given year shows how much the Fund increased or decreased in value during that year. These results reflect ongoing charges taken from the Fund, but do not reflect any entry charges you might have to pay. The Fund was launched on 8 December 2015 and the share class on 8 December 2015.



Past performance is not a guide to future performance and may not be repeated. The chart shows performance in British Pounds after the ongoing charges and the portfolio transaction costs have been paid. Entry and exit charges are excluded from calculations of past performance. All performance shown assumes reinvestment of dividends.

Practical information

**Depository:** State Street Custodial Services (Ireland) Ltd.

**Additional Information:** This Key Investor Information Document (KIID) may not contain all the information you need. For additional information on this fund (including the Supplementary Information Document), on other share classes of this fund and on other funds, or to obtain a free copy of the Fund’s Prospectus or the annual and semi-annual shareholder reports, call the information line or write to the registered office, details of which are below. Alternatively, visit [www.rlam.co.uk](http://www.rlam.co.uk). The Prospectus and shareholder reports are in English.

This document describes one share class of the Fund. The Prospectus and annual and semi-annual shareholder reports are prepared for the entire fund across all share classes.

For fund performance and most recent share price, visit [www.rlam.co.uk](http://www.rlam.co.uk).

The Fund is a sub-fund of Royal London Asset Management Funds plc, which is an umbrella fund with segregated liability between sub-funds. As a consequence, the holdings of one sub-fund are kept separate from the holdings of other sub-funds and your investment in the Fund cannot be used to pay the liabilities of any other sub-fund. Investors may exchange their shares in the Fund for shares in other sub-funds of Royal London Asset Management Funds plc.

Should you wish to switch share classes or funds, please see the “Switching” section of the Prospectus for details.

**Tax:** Investors should note that the tax legislation that applies to the Fund may have an impact on the personal tax position of their investment in the Fund. Contact your adviser to discuss tax treatment, suitability of this investment, and other questions.

**Notices:** FundRock Management Company S.A. may be held liable solely on the basis of any statement contained in this document that is misleading, inaccurate or inconsistent with the relevant parts of the Prospectus.

This Fund and Royal London Asset Management Funds plc are authorised in Ireland and regulated by the Central Bank of Ireland.

The Management Company is authorised in Luxembourg and supervised by the Commission de Surveillance du Secteur Financier (CSSF).

A paper copy of the detailed and up-to-date remuneration policy of the Management Company, including a description of how remuneration and benefits are calculated, the identity of persons responsible for awarding the remuneration and benefits, is available free of charge at its registered office and on the website <https://www.fundrock.com/policies-and-compliance/remuneration-policy/>, under section “Fund documentation”.

**Address:** FundRock Management Company S.A., H2O Building, 33, rue de Gasperich, L-5826, Hesperange, Luxembourg

**Telephone:** +353 1853 8797

**Website:** [www.rlam.co.uk](http://www.rlam.co.uk)  
A member of the Investment Association

**Publication Date:** This Key Investor Information is accurate as at 15 August 2023

This document provides you with key investor information about this fund. It is not marketing material. The information is required by law to help you understand the nature and the risks of investing in this fund. You are advised to read it so you can make an informed decision about whether to invest.

## Royal London Short-Term Money Market Fund (Accumulation - Class Y Shares)

A sub-fund of Royal London Bond Funds ICVC ISIN: GB00B8XYYQ86

Managed by Royal London Unit Trust Managers Limited

### Objectives and investment policy

**Objective** The Fund's investment objective is to preserve capital and provide an income over rolling 12-month periods by investing at least 80% in cash and cash equivalents.

The Fund's performance target is to outperform, after the deduction of charges, the Bank of England Sterling Overnight Interbank Average (SONIA) over rolling 12-month periods. For further information please refer to the Prospectus.

**Policy** At least 80% of the Fund will be invested in eligible instruments as permitted by the Money Market Funds Regulation. These will include cash, time deposits, certificates of deposit, commercial paper, floating-rate notes, and short-dated government bonds.

The Fund may also make use of reverse repurchase agreements. The Fund may also hold a small amount of the portfolio in derivatives (investments that derive their value from another closely related underlying investment) for the purposes of efficient portfolio management.

Money market instruments will have a minimum rating of A-1, P-1 or F1 or long-term equivalent. Held assets will have 397 days or less to maturity. The weighted average maturity of the Fund will not exceed 60 days and the weighted average life will not exceed 120 days.

The Fund's holdings are also subject to predefined ethical criteria, which are reviewed on a quarterly basis. The Fund will not invest in the bonds or other securities of companies or other organisations that generate more than 10% of their turnover from either one or a combination of the following:

- 1) Armaments – The manufacture of armaments, nuclear weapons or associated strategic products
- 2) Tobacco – The growing, processing or selling of tobacco products

**Recommendation** Investors who seek current income, protection of capital (but not guaranteed) or a short-term investment option.

### Concepts to understand

**Money market instruments** Money-market instruments are short-term, liquid investments issued by public institutions or companies.

**Rolling 12 month Period** A rolling 12 month period is any period of twelve months, no matter which day you start on.

**Reverse repurchase agreements** Agreeing to sell a purchased security at a specified later date.

**Efficient Portfolio Management** A list of approved investment techniques, including the use of derivatives, used to protect against excessive risk, reduce cost or generate extra income or growth.

**Ratings** Credit-rating agencies rate bonds based on the likelihood of them defaulting and being unable to repay their debt.

*You can buy and sell your shares on each working day, except public holidays, at 12:00 noon if you tell us before 12:00 noon that you want to do so. Instructions received after 12:00 noon will be processed at 12:00 noon on the following working day.*

Other share classes may be available as described in the Prospectus. If this is an income share class, any income will be paid out to you. If this is an accumulation share class, any income will be reinvested in the Fund.

### Risk and reward profile

| 1 | 2 | 3 | 4 | 5 | 6 | 7 |
|---|---|---|---|---|---|---|
|---|---|---|---|---|---|---|

Lower risk

Higher risk

Typically lower rewards

Typically higher rewards

The fund is shown in risk category 1 because its share price has shown a very low level of volatility historically.. The indicator has been calculated using historical data and may not be a reliable indication of the future risk profile of the Fund. As an investment, money market instruments are typically less volatile than bonds and shares.

The risk and reward indicator is not a measure of the expected rise or fall in capital but shows how sharply the Fund's share price has gone up and down historically.

A fund whose share price has experienced sharp or large increases or decreases will sit in a higher risk category, whereas a fund whose share price has experienced small or gradual increases or decreases will sit in a lower risk category.

The indicator is calculated using a standard methodology derived from EU rules.

The risk/reward indicator is an estimate and not a guarantee. Going forward, the Fund's actual volatility could be higher or lower, and its rated risk/reward profile could change. The lowest risk category does not mean the investment is risk free.

The risk indicator does not adequately capture the following risks, which are materially relevant to the Fund:

**Investment Risk** The value of investments and any income from them may go down as well as up and is not guaranteed. Investors may not get back the amount invested.

**Credit Risk** Should the issuer of a fixed income security become unable to make income or capital payments, or their rating is downgraded, the value of that investment will fall. Fixed income securities that have a lower credit rating can pay a higher level of income and have an increased risk of default.

**EPM Techniques** The Fund may engage in EPM techniques including holdings of derivative instruments. Whilst intended to reduce risk, the use of these instruments may expose the Fund to increased price volatility.

**Interest Rate Risk** Fixed interest securities are particularly affected by trends in interest rates and inflation. If interest rates go up, the value of capital may fall, and vice versa. Inflation will also decrease the real value of capital.

**Counterparty Risk** The insolvency of any institutions providing services such as safekeeping of assets or acting as counterparty to derivatives or other instruments, may expose the Fund to financial loss.

**Inflation Risk** Where the income yield is lower than the rate of inflation, the real value of your investment will reduce over time.

**Money Market Fund Risks** A Money Market Fund is not a guaranteed investment, and is different from an investment in deposits. The principal invested in the Fund is capable of fluctuation and the risk of loss of the principal is to be borne by the investor. The Fund does not rely on external support for guaranteeing the liquidity of the Fund or stabilising the NAV per share.

## Charges

The charges you pay are used to pay the costs of running the Fund, including the costs of marketing and distributing the Fund. These charges reduce the potential growth of the investment.

### One-off charges taken before or after you invest:

|              |      |
|--------------|------|
| Entry charge | None |
| Exit charge  | None |

### Charges taken from the fund over a year:

|                |       |
|----------------|-------|
| Ongoing charge | 0.10% |
|----------------|-------|

### Charges taken from the fund under specific conditions:

|                 |      |
|-----------------|------|
| Performance fee | None |
|-----------------|------|

The entry and exit charge is the maximum that might be taken out of your money before it is invested or before the proceeds of your investment are paid out.

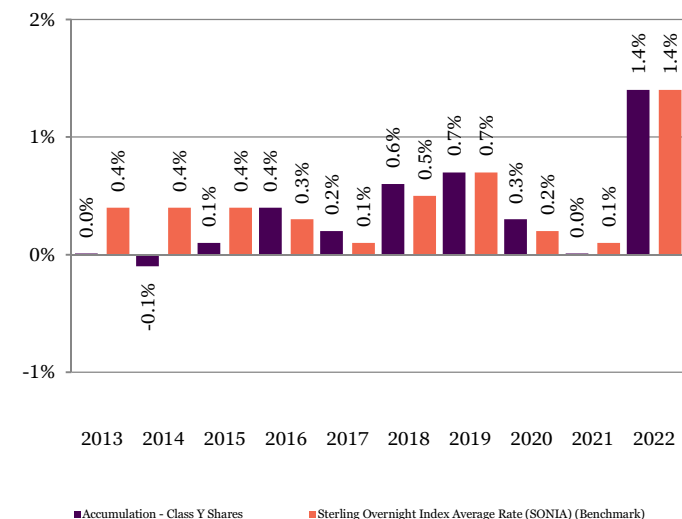
Ongoing charge is based on the Fund Management Fee (FMF), which is the periodic fee paid to the ACD to cover the expenses of the Fund. This figure does not include portfolio transaction costs. Ongoing charges are the same for all investors in the share class.

## Past performance

The graph shows fund performance over the past 10 years where available. The figure for a given year shows how much the Fund increased or decreased in value during that year. These results reflect ongoing charges taken from the Fund, but do not reflect any entry charges you might have to pay.

The Fund was launched on 22 July 1999 as a unit trust and converted to an open-ended investment company (OEIC) on 30 April 2010. The share class was launched on 26 November 2012.

The Royal London Short-Term Money Market Fund  
(Accumulation - Class Y Shares) in GBP



Source: RLAM and DataStream as at 31 December 2022

Past performance is not a guide to future performance and may not be repeated.

The chart shows performance in British Pounds after the ongoing charges and the portfolio transaction costs have been paid. Entry and exit charges are excluded from calculations of past performance. The past performance is calculated in British Pounds, with net dividends reinvested.

## Practical information

**Depository:** HSBC Bank plc

**Additional Information:** This Key Investor Information Document (KIID) may not contain all the information you need. For additional information on this fund (including the Supplementary Information Document), on other share classes of this fund and on other funds, or to obtain a free copy of the Fund's Prospectus or the annual and semi-annual shareholder reports, call the information line or write to the registered office, details of which are below. Alternatively, visit [www.rlam.co.uk](http://www.rlam.co.uk). The Prospectus and shareholder reports are in English.

This document describes one share class of the Fund. The Prospectus and annual and semi-annual shareholder reports are prepared for the entire fund across all share classes.

For fund performance and most recent share price, visit [www.rlam.co.uk](http://www.rlam.co.uk).

Should you wish to switch share classes or funds, please see the "Switching" section of the Prospectus for details.

This Sub-Fund qualifies as a "Variable Net Asset Value Money Market Fund" in accordance with Regulation (EU) 2017/1131 of the European Parliament and of the Council of 14 June 2017 on Money Market Funds as may be amended or replaced from time to time and therefore will comply with these guidelines.

**Tax:** Investors should note that the tax legislation that applies to the Fund may have an impact on the personal tax position of their investment in the Fund. Contact your adviser to discuss tax treatment, suitability of this investment, and other questions.

**Notices:** Royal London Unit Trust Managers Limited may be held liable solely on the basis of any statement contained in this document that is misleading, inaccurate or inconsistent with the relevant parts of the Prospectus.

The Prospectus and long reports (shareholder reports) are prepared for the entire company. The assets and liabilities of each sub-fund are segregated by law. Therefore, the assets of the Fund belong exclusively to it and are not available to meet the liabilities of any other fund of Royal London Bond Funds ICVC.

The Fund is authorised in the United Kingdom and regulated by the Financial Conduct Authority. Royal London Unit Trust Managers Limited is authorised and regulated by the Financial Conduct Authority.

Details of the Company's remuneration policy are available at [www.rlam.co.uk](http://www.rlam.co.uk) including: (a) a description of how remuneration and benefits are calculated; and (b) the identities of persons responsible for awarding remuneration and benefits. A paper copy of these details may be obtained, free of charge, on request from the Company, at the address below.

**Address:** Royal London Asset Management

80 Fenchurch Street, London, EC3M 4BY

**Telephone:** 03456 04 04 04

**Website:** [www.rlam.co.uk](http://www.rlam.co.uk)

A member of the Investment Association

**Publication Date:** This Key Investor Information is accurate as at 15 August 2023



This document provides you with key investor information about this fund. It is not marketing material. The information is required by law to help you understand the nature and the risks of investing in this fund. You are advised to read it so you can make an informed decision about whether to invest.

Schroder Strategic Bond Fund

an Authorised Unit Trust of Schroder Unit Trusts Limited

Class Z Accumulation GBP (GB00B7FPS593)

This fund is managed by Schroder Unit Trusts Limited, which is a member of the Schroders Group.

Objectives and investment policy

Objectives

The fund aims to provide income and capital growth of between 2.5% and 4.5% per annum (after fees have been deducted) over a 3 to 5 year period by investing in bonds issued by governments, government agencies, supranationals and companies worldwide. This cannot be guaranteed and your capital is at risk.

Investment policy

The fund is actively managed and invests at least 80% of its assets in fixed and floating rate securities denominated in sterling (or in other currencies and hedged back into sterling) issued by governments, government agencies, supra-national and corporate issuers worldwide.

The fund may invest up to 40% of its assets in asset backed securities and mortgage backed securities.

The fund may invest up to 15% of its assets in contingent convertible securities.

The fund may invest up to 50% of its assets in below investment grade securities as measured by Standard & Poor's or an equivalent credit rating agency, or in unrated securities.

The fund may also invest directly or indirectly in other securities (including in other asset classes), countries, regions, industries or currencies, collective investment schemes (including Schroder funds), warrants and money market instruments, and hold cash.

The fund may use derivatives with the aim of achieving investment gains, reducing risk or managing the fund more efficiently(for more information please refer to section 6 of Appendix I of the Prospectus).

Benchmark

The fund's performance should be assessed against the income and capital growth target of between 2.5% and 4.5%, and compared against the Bloomberg Multiverse ex treasuries A+-B- GBP hedged and the Investment Association Strategic Bond sector average.

Dealing frequency

You may redeem your investment upon demand. This fund deals daily.

Distribution policy

This unit class accumulates income received from the fund's investments, meaning it is kept in the fund and its value is reflected in the price of the unit class.

Risk and reward profile



The risk and reward indicator

The risk category is based upon the fund's risk target and there is no guarantee that the fund will achieve it.

The fund's risk category is not guaranteed to remain fixed and may change over time.

A fund in the lowest category does not mean a risk-free investment.

The fund is in this category because it can take higher risks in search of higher rewards and its price may rise and fall accordingly.

Risk factors

ABS and MBS risk: The fund may invest in mortgage or asset-backed securities. The underlying borrowers of these securities may not be able to pay back the full amount that they owe, which may result in losses to the fund.

Contingent convertible bonds: The fund may invest in contingent convertible bonds which are bonds that convert to shares if the bond issuer's financial health deteriorates. A reduction in the financial strength of the issuer may result in losses to the fund.

Credit risk: A decline in the financial health of an issuer could cause the value of its bonds to fall or become worthless.

Currency risk: The fund may lose value as a result of movements in foreign exchange rates, otherwise known as currency rates.

Derivatives risk: Derivatives, which are financial instruments deriving their value from an underlying asset, may be used to manage the portfolio efficiently. The fund may also materially invest in derivatives including using short selling and leverage techniques with the aim of making a return. A derivative may not perform as expected, may create losses greater than the cost of the derivative and may result in losses to the fund.

High yield bond risk: High yield bonds (normally lower rated or unrated) generally carry greater market, credit and liquidity risk meaning greater uncertainty of returns.

Interest rate risk: The fund may lose value as a direct result of interest rate changes.

Liquidity risk: In difficult market conditions, the fund may not be able to sell a security for full value or at all. This could affect performance and could cause the fund to defer or suspend redemptions of its shares, meaning investors may not be able to have immediate access to their holdings.

Operational risk: Operational processes, including those related to the safekeeping of assets, may fail. This may result in losses to the fund.

Performance risk: Investment objectives express an intended result but there is no guarantee that such a result will be achieved. Depending on market conditions and the macro economic environment, investment objectives may become more difficult to achieve.

IBOR risk: The transition of the financial markets away from the use of interbank offered rates (IBORs) to alternative reference interest rates may impact the valuation of certain holdings and disrupt liquidity in certain instruments. This may impact the investment performance of the fund.

## Charges

| One-off charges taken before or after you invest  |       |
|---|-------|
| Entry charge  | None  |
| Exit charge   | None  |
| This is the maximum that might be taken out of your money before it is invested or before the proceeds of your investment are paid out. |       |
| Charges taken from the fund over a year   |       |
| Ongoing charges   | 0.65% |
| Charges taken from the fund under certain specific conditions   |       |
| Performance fee   |       |
| None  |       |

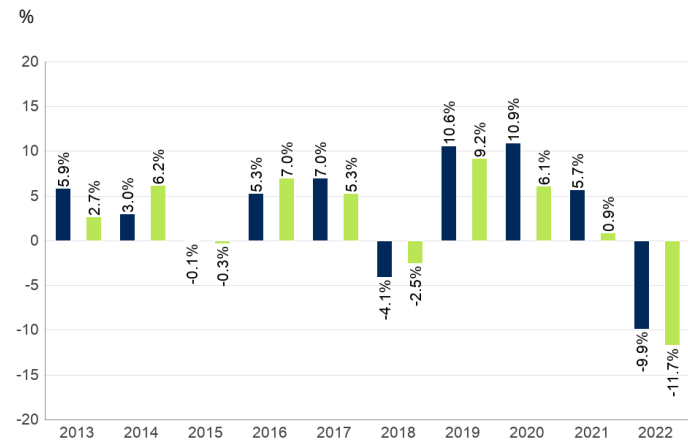
The charges you pay are used to pay the costs of running the fund, including the costs of marketing and distributing it. These charges reduce the potential growth of your investment.

The entry and exit charges shown are maximum figures and in some cases you might pay less. You can find out the actual entry and exit charges from your financial advisor.

The ongoing charges figure is based on the last year's expenses for the year ending December 2022 and may vary from year to year. The ongoing charge figure excludes portfolio transaction costs. The charges are mostly, if not exclusively, the Schroders Annual Charge (as may be discounted for retail unit classes depending on the size of the fund) but certain additional expenses may be charged as set out in the prospectus. The Schroders Annual Charge (without any discount) for this unit class of the fund is 0.65%. The fund's annual report for each financial year will include details on the exact charges made including any discounts.

Please see the prospectus for more details about the charges.

## Past performance



Past performance is not a guide to future performance and may not be repeated. The value of investments may go down as well as up and you may not get back the amount you originally invested.

The chart shows performance in British pound after the ongoing charges and the portfolio transaction costs have been paid.

The fund was launched on 27/03/2012.

The shareclass was launched on 27/03/2012.

Please note that the fund's investment policy and benchmark were changed on 18 September 2023. The past performance in the above table is based on the fund's investment policy and benchmark (comparator benchmark: Investment Association Strategic Bond sector average) in place prior to this date. Going forward, this table will show past performance from this date based on the new investment policy and benchmarks (comparator benchmark: Bloomberg Multiverse ex treasuries A+-B- GBP hedged) (comparator benchmark: Investment Association Strategic Bond sector average).

- Z Accumulation GBP (GB00B7FPS593)
- Bloomberg Multiverse ex treasuries A+-B- GBP hedged
- Investment Association Strategic Bond sector average

## Practical information

**Trustee:**J. P. Morgan Europe Ltd.

**Further Information:**You can get further information about this fund, including the prospectus, latest annual report, any subsequent half-yearly reports and the latest price of units from [www.schroders.com/ukinvestor](http://www.schroders.com/ukinvestor) and from Schroders, PO Box 1402, Sunderland, SR43 4AF, England, telephone 0800 182 2399. They are in English, free of charge.

**Tax Legislation:** The fund is subject to UK tax legislation which may have an impact on your personal tax position.

**Liability:** Schroder Unit Trusts Ltd may be held liable solely on the basis of any statement contained in this document that is misleading, inaccurate or

inconsistent with the relevant parts of the fund's prospectus.

**Switches:** Subject to conditions, you may apply to switch your investment into another unit class within this fund or in another Schroder fund. Please see the prospectus for more details.

**Glossary:** You can find an explanation of some of the terms used in this document at [www.schroders.com/ukinvestor/glossary](http://www.schroders.com/ukinvestor/glossary).

**Benchmark:**The target benchmark has been selected because it is representative of the type of investments in which the fund is likely to invest, and it is, therefore, an appropriate target in relation to the return that the fund aims to provide. The comparator benchmark has been selected because the investment manager believes that this benchmark is a suitable comparison for performance purposes given the fund's investment objective.



# Key Investor Information

This document provides you with key investor information about this fund. It is not marketing material. The information is required by law to help you understand the nature and the risks of investing in this fund. You are advised to read it so you can make an informed decision about whether to invest.

## UBS S&P 500 Index Fund, class C Acc (ISIN: GB00BMN91T34), UBS Investment Funds ICVC

This Fund is managed by UBS Asset Management Funds Ltd, a subsidiary of UBS AG

### Objectives and investment policy

The UBS S&P 500 Index Fund (the "Fund") seeks to track the return of the S&P 500 Index (the "Index") before the deduction of charges. The Fund employs a passive investment strategy, investing all, or substantially all, of its assets in the shares of companies that make up the Index. To the extent that the Fund is not fully invested in the equities of the Index, it may be invested in shares of companies which in the Manager's opinion are reasonably expected to become part of the Index.

The Index is comprised of 500 leading companies in leading industries of the U.S economy. The Index is a product of S&P Dow Jones Indices LLC ("SPDJI"), and has been licensed for use by UBS AG. Standard & Poor's®, S&P® and S&P 500® are registered trademarks of Standard & Poor's Financial Services LLC ("S&P"). The Fund is not sponsored, endorsed, sold or promoted by SPDJI, Dow Jones, S&P, their respective affiliates, and none of such parties make any representation regarding the advisability of investing in the Fund nor do they have any liability for any errors, omissions, or interruptions of the Index.

Other information:

- The Fund may also invest in other financial instruments, including warrants, money market instruments, deposits, cash and near cash and other funds, which may be managed by UBS.

- The Fund aims to have an anticipated tracking error of up to 0.5% per annum. The anticipated tracking error is a target and is not guaranteed.
- The Fund may use derivatives (financial instruments whose value is linked to an underlying asset or index) for the purposes of efficient portfolio management.

Investors can buy or sell shares every UK working day except when NYSE or NASDAQ are closed.

The income in respect of an accumulation share class is not distributed but is retained in the Fund and reflected in the share price.

The Fund is denominated in GBP (Sterling). As such, investors may be exposed to changes in the exchange rate between the underlying currency of the Fund's assets and GBP which may have a negative or positive impact on the returns.

**Important information: This Fund may not be appropriate for investors who plan to withdraw their money within 5 years of investment.**

### Risk and reward profile



#### More about this rating

- The risk category is based on return volatility of the Fund over the last five years or, where the fund has existed for less than five years, a combination of the return volatility of the fund and a model portfolio. The method used for this estimation depends on the type of fund.
- Historical data may not be a reliable indication for the future.
- The risk category shown is not guaranteed and may vary over time.
- The lowest category does not mean 'risk free'.

#### Why is this fund in Category 6?

The fund is in category 6 because the volatility of past returns of the Index has been very high.

**No capital guarantee for this Fund exists so investors could lose the whole of their investment. A more detailed list of the risks can be found in the "Risk Factors" section of the prospectus.**

#### The risk indicator may not fully take into account the following risks.

- Equity risk: Equities (also known as shares) can lose value rapidly and typically involve higher risks than bonds.
- Counterparty risk: counterparties on trades may default or not comply with contractual obligations resulting in loss.
- Exchange rate risk: the value of investments may be impacted by changes in the exchange rates of currencies.
- Derivatives risk: derivatives can be highly sensitive to changes in the value of the asset on which they are based which can increase the size of losses and gains.
- Liquidity risk: securities may become more difficult to sell or sell at a desired price during difficult market conditions.

## Charges

The charges you pay are used to pay the costs of running the Fund, including the costs of marketing and distributing it. These charges reduce the potential growth of your investment.

| One-off charges taken before or after you invest   |       |
|--|-------|
| Entry charge   | 0.00% |
| Exit charge  | 0.00% |
| This is the maximum that might be taken out of your money before it is invested / before the proceeds of your investment are paid out. |       |
| Charges taken from the fund over a year  |       |
| Ongoing charges  | 0.09% |
| Charges taken from the fund under certain specific conditions  |       |
| Performance fee  | none  |

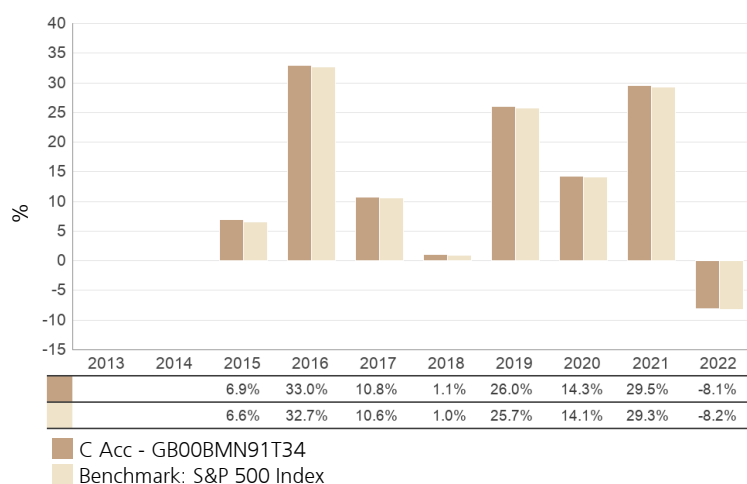
The **entry** and **exit charges** shown are maximum figures. In some cases you might pay less – you can find this out from your financial adviser.

The **ongoing charges** figure is based on expenses for the last twelve months ended to the date of this KIID. This figure may vary from year to year. It generally excludes:

- Portfolio transaction costs, except in the case of an entry/exit charge paid by the Fund when buying or selling units in another collective investment undertaking

For more information, please see the charges section of the Fund's prospectus, which is available at [www.ubs.com/funds](http://www.ubs.com/funds).

## Past performance



### Past performance is not a guide to future performance

Performance is based on NAV prices with income reinvested net of basic rate tax. Figures show discrete annual performance on a calendar year basis, to the most recent year end. For details on Fund charges, please refer to the Charges section above. In general, any past performance takes account of all ongoing charges but not the entry charge.

The class was launched in 2014.

The past performance of this Fund is calculated in GBP.

## Practical information

### Depository

NatWest Trustee and Depository Services Limited

### Further Information

This document describes a Fund of the UCITS, named at the beginning of this KIID. Liabilities are segregated by law and the liability of each Fund is limited in respect of any amount owed by the Fund itself. Existing investors have the right to switch their investment to another Fund held within the same UCITS. Fund, share class and right to switch information can be found within the full prospectus and the latest annual and semi-annual reports, which are prepared for the entire UCITS, and available free of charge, in English, from the Fund Management Company, 5 Broadgate, London EC2M 2QS, or [www.ubs.com/funds](http://www.ubs.com/funds).

The currency of the share class is GBP and its share price is available every UK working day at [www.ubs.com/funds](http://www.ubs.com/funds).

### Tax Legislation

The Fund is subject to the tax laws and regulations of the UK. This might have an impact on your personal tax position. For further details you should consult a tax adviser.

### Liability Statement

UBS Asset Management Funds Ltd may be held liable solely on the basis of any statement contained in this document that is misleading, inaccurate or inconsistent with the relevant parts of the prospectus of the fund.

### Remuneration

Details of the up-to-date remuneration policy, including, but not limited to, a description of how remuneration and benefits are calculated, the identity of persons responsible for awarding the remuneration and benefits including the composition of the remuneration committee, if any, are available at [www.ubs.com/funds](http://www.ubs.com/funds) and a paper copy of the remuneration policy will be made available free of charge upon request.

The Fund is authorised in the UK and regulated by the Financial Conduct Authority.

UBS Asset Management Funds Ltd is authorised in the UK and regulated by the Financial Conduct Authority.

This key investor information is accurate as at 14/02/2023.

# Key Investor Information



This document provides you with key investor information about this fund. It is not marketing material. The information is required by law to help you understand the nature and the risks of investing in this fund. You are advised to read it so you can make an informed decision about whether to invest.

## Vanguard FTSE U.K. All Share Index Unit Trust (the "Fund")

GBP Acc  
ISIN: GB00B3X7QG63  
Manager: Vanguard Investments UK, Limited ("VIUK")

### Objectives and investment policy

- The Fund seeks to track the performance of the FTSE All-Share Index (the "Index").
- The Index is a free-float market-capitalisation weighted index representing the performance of all eligible companies listed on the London Stock Exchange's main market, which pass screening for size and liquidity. Free-float means that only shares readily available in the market are included when calculating a company's weight in a given index and excludes locked-in shares (such as those held by governments). Market-capitalisation is the value of a company's outstanding shares in the market and shows the size of a company.
- The Fund is a passive fund which means it takes the form of tracking a specific index in order to replicate its performance.
- The Fund attempts to:
  1. Track the performance of the Index as closely as possible by investing in a representative sample of the component shares of the Index.
  2. Remain fully invested and hold small amounts of cash except in extraordinary market, political or similar conditions where the Fund may temporarily depart from this investment policy to avoid losses.
- The Fund may use derivatives (i.e. a financial contract whose value is based on the value of a financial asset (such as a share, bond, or currency) or a market index) in order to reduce risk or cost and/or generate extra income or growth (known as "efficient portfolio management").
- The currency of the unit class is GBP.
- The Fund may not be appropriate for short-term investment.

- Income from the Fund will be reinvested and reflected in the price of units in the Fund.
- Portfolio transaction costs will have an impact on performance.
- Units in the Fund can be bought or sold on a daily basis (save on certain bank holidays or public holidays and subject to certain restrictions described in Appendix 1 of the Prospectus) by submitting an application in writing or by telephone. A list of the days on which units in the Fund cannot be bought or sold is available on <https://global.vanguard.com/portal/site/loadPDF?country=global&docId=11627>

**For further information about the objectives and investment policy of the Fund and Vanguard's relationship with the Index provider, please see Appendix 1 and the "Disclaimer" section of the Vanguard FTSE U.K. All Share Index Unit Trust prospectus (the "Prospectus") on our website at <https://global.vanguard.com/>**

### Risk and reward profile



|   |   |   |   |   |   |   |
|---|---|---|---|---|---|---|
| 1 | 2 | 3 | 4 | 5 | 6 | 7 |
|---|---|---|---|---|---|---|

- This indicator is based on historical data and may not be a reliable indication of the future risk profile of the Fund.
- The risk category shown is not guaranteed and may change over time.
- The lowest category does not mean "risk free".
- The Fund is rated 6 due to the nature of its investments which include the risks listed below. These factors may impact the value of the Fund's investments or expose the Fund to losses.
  - The value of equities and equity-related securities can be affected by daily stock market movements. Other influential factors include political, economic news, company earnings and significant corporate events.
  - Investment risk is concentrated in specific sectors, countries, currencies or companies. This means the Fund is more sensitive to any localised economic, market, political or regulatory events.

#### The risk and reward indicator does not take account of the following risks of investing in the Fund:

- Counterparty risk. The insolvency of any institutions providing services such as safekeeping of assets or acting as counterparty to derivatives or other instruments, may expose the Fund to financial loss.
- Liquidity risk. Lower liquidity means there are insufficient buyers or sellers to allow the Fund to sell or buy investments readily which could cause the Fund to incur higher costs when buying or selling investments or could mean that the Fund is not able to buy or sell investments when it would like to do so.
- Index tracking risk. The Fund is not expected to track the performance of the Index at all times with perfect accuracy. The Fund is, however, expected to provide investment results that, before expenses, generally correspond to the price and yield performance of the Index.
- Index sampling risk. As the Fund uses an index sampling technique whereby a representative sample of securities are selected to represent the Index, there is the risk that the securities selected for the Fund may not, in the aggregate, approximate the full Index.
- Use of derivatives. The use of derivatives could increase or reduce exposure to underlying assets and result in greater fluctuations of the Fund's net asset value.

**For further information on risks please see the "Risk Factors and Performance" section of the Prospectus on our website at <https://global.vanguard.com>**

## Charges

The charges you pay are used to pay the costs of running the Fund, including the costs of marketing and distributing it. These charges reduce the potential growth of your investment.

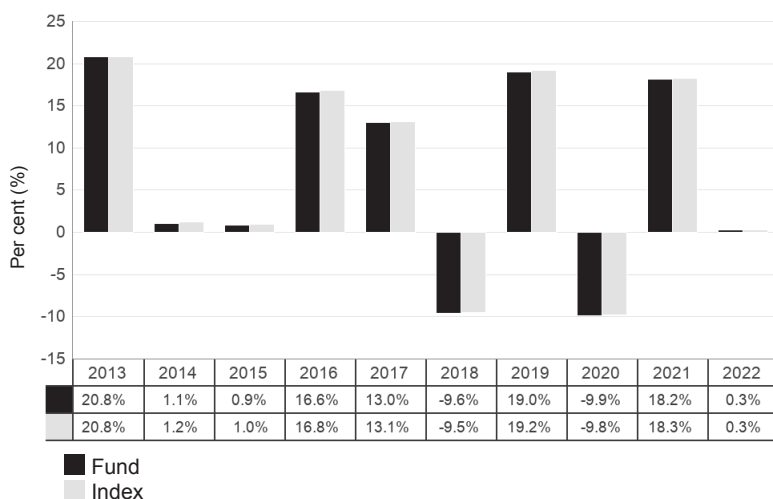
|  |       |
|--|-------|
| One-off charges taken before or after you invest   |       |
| Entry charge   | None  |
| Exit charge  | None  |
| This is the maximum that might be taken out of your money before it is invested / before the proceeds of your investment are paid out. |       |
| Charges taken from the Fund over a year  |       |
| Ongoing charges  | 0.06% |
| Charges taken from the Fund under certain specific conditions  |       |
| Performance fee  | None  |

The entry and exit charges shown are maximum figures and in some cases you might pay less. Investors can find out the actual entry and exit charges from their distributor and or adviser.

The ongoing charges figure is based on expenses for the year ended 31 December 2022. This figure may vary from year to year. It excludes portfolio transaction costs.

**For further information about charges please see the sections entitled "Buying Units", "Redeeming Units", "Charges and Expenses", "Dilution Adjustment" and Appendix 1 of the Prospectus on our website at <https://global.vanguard.com>**

## Past performance



### • Past performance:

1. **Is not a reliable indication of future performance.**
  2. Includes ongoing charges and the reinvestment of income. It excludes entry and exit fees.
  3. Has been calculated in GBP.
- Units in the Fund were first issued in 2009. This unit class was launched in 2009.

## Practical information

- **Trustee:** State Street Trustees Limited.
- **Documents, prices of units and further information:** You can obtain copies of the Prospectus and the latest annual and semi-annual report and accounts for the Fund along with the latest published prices of units and other practical information, from our website at <https://global.vanguard.com>. The documents are available in English and are free of charge.
- **Prices:** The last published prices of units in the Fund are also available from the FT's website [www.ft.com](http://www.ft.com) or <https://global.vanguard.com>
- **Tax:** The Fund is subject to the tax laws of the United Kingdom. Depending on your country of residence, this may have an impact on your personal tax position. You are recommended to consult your professional tax adviser.
- **Liability:** VIUK may be held liable solely on the basis of any statement contained in this document that is misleading, inaccurate or inconsistent with the relevant parts of the Prospectus for the Fund.
- **Units:** The Fund has both accumulation and income units. You may switch some or all of your shares of one type, to shares of another type within the Fund or other funds managed by VIUK. Details of switching are provided in the Prospectus.
- Information about other classes of unit offered by the Fund can be found in the prospectus or from our website at <https://global.vanguard.com>.
- **Remuneration policy:** Details of the Vanguard European Remuneration Policy are available at <https://www.ie.vanguard/content/dam/intl/europe/documents/ch/en/ucits-v-remuneration-policy.pdf> including: (a) a description of how remuneration and benefits are calculated; and (b) the identities of persons responsible for awarding remuneration and benefits. A paper copy of these details may be obtained, free of charge, on request from the Head of Human Resources, Europe, Vanguard Asset Services, Limited, 4th Floor The Walbrook Building, 25 Walbrook, London EC4N 8AF.